





WIRE and CABLE RUBBER





SINCE OCT. 01 2005,
**Rubber Continuous Vulcanization
 Production Line**
 has been set up in Well Shin KunShan Plant



- Types of Rubber Cable available:
 - Single wire: 3173, 3321, 3266, 3271
 - USA type: SJ, SJO, SJOW, SJ00W, SO, S00 SOW, HPN,
10~18AWG, 2C~5G
 - European type: H05RN-F, H05RR-F, H07RN-F, H05RNH2-F, H03RN-F, H05RN-F, H05BB-F, H07BB-F
0.50~6.00MMSQ, 1C~4G
 - Taiwan type: RNCTF, PNCTF , 0.75~1.25MMSQ, 3G~4G
 - Japanese type: HHFF, 2PNCTF, PNCTF....., 0.75~3.5MMSQ, 2C~4G
- Note: Any other specific application, available upon request.
- Application: Major Appliances, Portable Tools, Battery Chargers and Air Compressors



Rubber Wire & Cable 橡膠電線和電纜

Rubber Wire & Cable 橡膠電線和電纜

A. European Type 歐洲規格

A01 .	H03RN-F For Designated Lampholders 燈串線	11.1
A02 .	H05RN-F For Decorative Chains 燈串線	11.2
A03 .	H05RNH2-F For Decorative Chains 燈串線	11.3
A04 .	H05RR-F For Flexible Cord 電線	11.4
A05 .	H05RN-F For Flexible Cord 電線	11.5
A06 .	H05BB-F For Flexible Cord 電線	11.6
A07 .	H07BB-F For Flexible Cord 電線	11.7
A08 .	H07RN-F For Flexible Cord 電線	11.8

B. U.S. Type 美國加拿大規格

B01 .	S,S0,S00,S0W,S00W 電線	11.9
B02 .	SJ,SJO,SJ00,SJOW,SJ00W 電線.....	11.10
B03 .	SV,SVO,SV00 電線.....	11.11
B04 .	SVE,SVE0,SVE00 電線	11.12
B05 .	SE,SEW,SEO,SE00,SEOW,SE00W, 電線	11.13
B06 .	SJE,SJEW,SJEO,SJEO0,SJEOW,SJE00W, 電線	11.14
B07 .	HPN-Heater Cord 電熱線.....	11.15
B08 .	HSJ,HSJO,HSJ00 電線.....	11.16



C. Japanese Type 日本規格

C01 .	PNCTF 電纜	11.17
C02 .	PNCTFK 電纜	11.18
C03 .	2PNCT 電纜	11.19
C04 .	HFF,HRF 電纜	11.20
C05 .	HFFF,NNFF-Rubber Insulated Cable 電纜	11.21

D. Taiwan Type 台灣規格

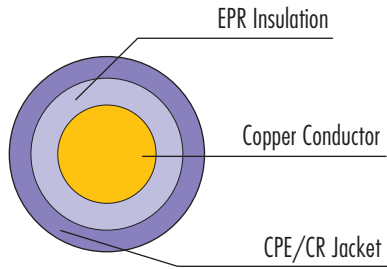
D01 .	PNCTF 電纜	11.22
D02 .	RNCTF 電纜	11.23
	TECHNICAL INFORMATION	11.24
	技術資料	11.24



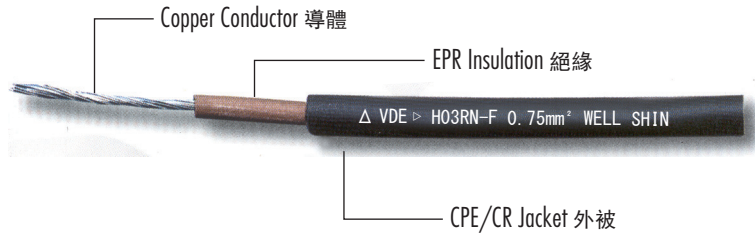


Extra-flexible Double Coat (Rubber) Single Core Cable.

- APPROVAL:
- CONSTRUCTION:



結構平面圖



結構立體圖

GENERAL DATA:

TYPE 型號	CONDUCTOR 導體			INSULATION 絕緣層	JACKET 外被體		MAX.COND.RESIST. ohm/km/20°C 最大導體電阻
	AREA (mm ²) 截面積	CONSTRUCTION (NO./mm) 結構	DIAM.of SINGLE (mm) MAX 單支線徑	NOM.THICK. (mm) 厚度	NOM.THICK. (mm) 厚度	OVERALL DIAM. (mm) 完成外徑	
H03RN-F	1X0.5	16/0.20	0.21	0.60	0.60	3.40 ± 0.10	40.1
	1X0.75	24/0.20				3.60 ± 0.10	26.7

DESCRIPTION:

Operating temperature: -15°C+60°C.	操作溫度: -15°C+60°C。
Rated voltage: 300/300V.	額定電壓: 300/300V。
Test voltage: 2000V.	測試電壓: 2000V。
Tinned strand copper conductor.	鍍錫銅絞線。
EPR insulation.	乙丙橡膠絕緣。
CPE jacket.	氯丁橡膠或氯化聚乙烯橡膠外被。

APPLICATION:

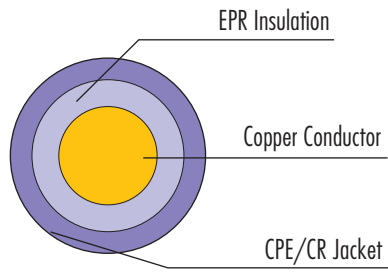
For use as wiring in decorative chains. 應用於裝飾回路用聖誕燈, 照明燈串軟電線。






Extra-flexible Double Coat (Rubber) Single Core Cable.

- APPROVAL: 
- CONSTRUCTION:



結構平面圖



結構立體圖

GENERAL DATA:

TYPE 型號	CONDUCTOR 導體			INSULATION 絕緣層	JACKET 外被體		MAX.COND.RESIST. ohm/km/20°C 最大導體電阻
	AREA (mm ²) 截面積	CONSTRUCTION (NO./mm) 結構	DIAM.of SINGLE (mm) MAX 單支線徑	NOM.THICK. (mm) 厚度	NOM.THICK. (mm) 厚度	OVERALL DIAM. (mm) 完成外徑	
H05RN-F	1X0.75	24/0.20	0.21	0.80	0.80	4.40 ± 0.10	26.7
	1X1.0	32/0.20	0.21	0.80	0.80	4.60 ± 0.10	20.0
	1X1.5	32/0.25	0.26	0.80	0.80	4.80 ± 0.10	13.7

DESCRIPTION:

Operating temperature: -15°C+60°C.	操作溫度：-15°C+60°C。
Rated voltage: 300/500V.	額定電壓：300/500V。
Test voltage: 2500V.	測試電壓：2500V。
Tinned strand copper conductor.	鍍錫銅絞線。
EPR insulation.	乙丙橡膠絕緣。
CPE/CR jacket.	氯丁橡膠或氯化聚乙烯橡膠外被。

APPLICATION:

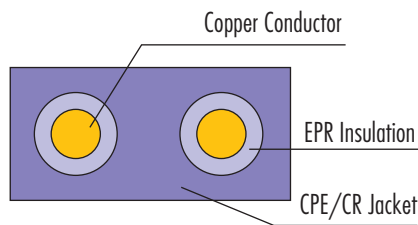
For use as wiring in decorative chains. 應用於裝飾回路用聖誕燈，照明燈串軟電線。






Extra-flexible Double Coat (Rubber) Cable.

- APPROVAL:
- CONSTRUCTION:



結構平面圖



結構立體圖

- GENERAL DATA:

TYPE 型號	CONDUCTOR 導體			INSULATION 絕緣層	DISTANCE BETWEEN CENTRES of CONDUCTORS 兩導體之間間距 (mm)	JACKET 外被體		MAX.COND.RESIST. ohm/km/20°C 最大導體電阻
	AREA (mm ²) 截面積	CONSTRUCTION (NO./mm) 結構	DIAM.of SINGLE (mm) MAX 單支線徑			NOM.THICK. (mm) 厚度	DIAM. (mm) 完成外徑	
H05RNH2-F	1.5/2C	30/0.25	0.26	0.80	6.7~7.0	0.80	5.20 ± 0.10	13.7
							13.4 ± 0.20	
	2.5/2C	49/0.25					5.60 ± 0.10	6.9
							13.7 ± 0.30	

- DESCRIPTION:

Operating temperature: -15°C+60°C.	操作溫度: -15°C+60°C。
Rated voltage: 300/500V.	額定電壓: 300/500V。
Test voltage: 2500V.	測試電壓: 2500V。
Tinned strand copper conductor.	鍍錫銅絞線。
EPR insulation.	乙丙橡膠絕緣。
CPE/CR jacket.	氯丁橡膠或氯化聚乙烯橡膠外被。

- APPLICATION:

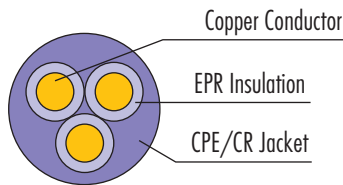
For use as wiring in decorative chains.	應用於裝飾回路用聖誕燈, 照明燈串用軟電線。
---	------------------------



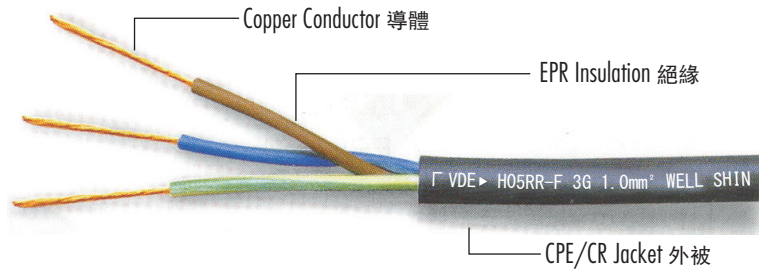


Rubber flexible cable

- APPROVAL:
- CONSTRUCTION:



結構平面圖



結構立體圖

- GENERAL DATA:

TYPE 型號	CONDUCTOR (導體)			INSULATION 絕緣層 NOM.THICK. (mm) 厚度	JACKET 外被蓋 NOM.THICK. (mm) 厚度		MAX.COND.RESIST. ohm/km/20°C 最大導體電阻	
	AREA (mm²) 截面積	CONSTRUCTION (NO./mm) 結構	DIAM.of SINGLE (mm) MAX 單支最大線徑		DIAM. (mm) 完成外徑	裸銅	鍍錫銅	
H05RR-F	0.75/2C	24/0.20	0.21	0.60	0.80	6.30 ± 0.15	26.0	26.7
	1.0/2C	32/0.20	0.21	0.60	0.90	6.80 ± 0.15	19.5	20.0
	1.5/2C	30/0.25	0.26	0.80	1.00	8.40 ± 0.15	13.3	13.7
	2.5/2C	49/0.25	0.26	0.90	1.10	9.90 ± 0.15	7.98	8.21
	0.75/3G	24/0.20	0.21	0.60	0.90	6.80 ± 0.15	26.0	26.7
	1.0/3G	32/0.20	0.21	0.60	0.90	7.20 ± 0.15	19.5	20.0
	1.5/3G	30/0.25	0.26	0.80	1.00	8.90 ± 0.15	13.3	13.7
	2.5/3G	49/0.25	0.26	0.90	1.10	10.6 ± 0.20	7.98	8.21
	0.75/4G	24/0.20	0.21	0.60	0.90	7.50 ± 0.15	26.0	26.7
	1.0/4G	32/0.20	0.21	0.60	0.90	7.90 ± 0.15	19.5	20.0
	1.5/4G	30/0.25	0.26	0.80	1.10	10.0 ± 0.20	13.3	13.7
	2.5/4G	49/0.25	0.26	0.90	1.20	11.7 ± 0.20	7.98	8.21
	0.75/5G	24/0.20	0.21	0.60	1.00	8.50 ± 0.15	26.0	26.7
	1.0/5G	32/0.20	0.21	0.60	1.00	9.00 ± 0.15	19.5	20.0
1.5/5G	30/0.25	0.26	0.80	1.10	10.9 ± 0.20	13.3	13.7	
2.5/5G	49/0.25	0.26	0.90	1.30	13.0 ± 0.20	7.98	8.21	

Note: Number of circuit conductor 2-5G, Area 0.75-2.5mm², Number of circuit conductor 3-4G, Area 4.0-6.0mm².

- DESCRIPTION:

Operating temperature: -15°C+60°C.

操作溫度: -15°C+60°C.

Rated voltage: 300/500V.

額定電壓: 300/500V.

Test voltage: 2000V.

測試電壓: 2000V.

Bare or tinned stranded copper conductor.

裸軟銅或鍍錫銅絞線。

EPR insulation.

乙丙橡膠絕緣。

Vulcanized rubber jacket type CPE/CR.

氯丁橡膠或氯化聚乙烯橡膠外被。

- APPLICATION:

For high electrical equipment.


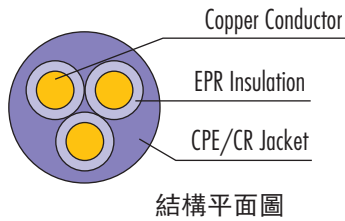
應用於強電設備及一般電線之規定, 適用於戶內, 家用電器移動工具、重載設備之電源連接線及成套線。





Rubber insulated flexible cable

- APPROVAL:
- CONSTRUCTION:



- GENERAL DATA:

TYPE 型號	CONDUCTOR (導體)			INSULATION 絕緣層	JACKET 外被蓋		MAX.COND.RESIST. ohm/km/20°C 最大導體電阻	
	AREA (mm ²) 截面積	CONSTRUCTION (NO./mm) 結構	DIAM.of SINGLE (mm) MAX 單支最大線徑		NOM.THICK. (mm) 厚度	NOM.THICK. (mm) 厚度	DIAM. (mm) 完成外徑	裸銅
	H05RN-F	2X0.75	24/0.20	0.21	0.60	0.80	6.30 ± 0.15	26.0
2X1.0		32/0.20	0.21	0.60	0.90	6.80 ± 0.15	19.5	20.0
3X0.75		24/0.20	0.21	0.60	0.90	6.80 ± 0.15	26.0	26.7
3X1.0		32/0.20	0.21	0.60	0.90	7.20 ± 0.15	19.5	20.0

- DESCRIPTION:

Operating temperature: -15°C+60°C.	操作溫度: -15°C+60°C。
Rated voltage: 300/500V.	額定電壓: 300/500V。
Test voltage: 2000V.	測試電壓: 2000V。
Bare or tinned stranded copper conductor.	裸軟銅或鍍錫銅絞線。
EPR insulation.	乙丙橡膠絕緣。
CPE/CR jacket.	氯丁橡膠或氯化聚乙烯外被。

- APPLICATION:

For high electrical equipment.

應用於強電設備及一般電線之規定，適用於戶外，家用電器之電源連接線及成套線、各種移動式電動工具、制冷設備、工程機械、農用機器等電源連接線。具有耐氣候和耐油性能。

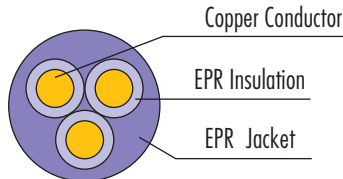




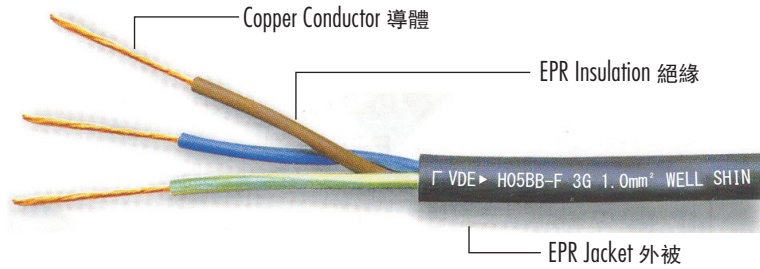
Rubber insulated flexible cable

• APPROVAL:

• CONSTRUCTION:



結構平面圖



結構立體圖

• GENERAL DATA:

TYPE 型號	CONDUCTOR (導體)			INSULATION 絕緣層	JACKET 外被蓋		MAX.COND.RESIST. ohm/km/20°C 最大導體電阻	
	AREA (mm ²) 截面積	CONSTRUCTION (NO./mm) 結構	DIAM.of SINGLE (mm) MAX 單支最大線徑		NOM.THICK. (mm) 厚度	DIAM. (mm) 完成外徑	裸銅	鍍錫銅
	H05BB-F	0.75/2C	24/0.20	0.21	0.60	0.80	6.30 ± 0.15	26.0
1.0/2C		32/0.20	0.21	0.60	0.90	6.80 ± 0.15	19.5	20.0
1.5/2C		30/0.25	0.26	0.80	1.00	8.40 ± 0.15	13.3	13.7
2.5/2C		49/0.25	0.26	0.90	1.10	9.90 ± 0.15	7.98	8.21
0.75/3G		24/0.20	0.21	0.60	0.90	6.80 ± 0.15	26.0	26.7
1.0/3G		32/0.20	0.21	0.60	0.90	7.20 ± 0.15	19.5	20.0
1.5/3G		30/0.25	0.26	0.80	1.00	8.90 ± 0.15	13.3	13.7
2.5/3G		49/0.25	0.26	0.90	1.10	10.6 ± 0.20	7.98	8.21
0.75/4G		24/0.20	0.21	0.60	0.90	7.50 ± 0.15	26.0	26.7
1.0/4G		32/0.20	0.21	0.60	0.90	7.90 ± 0.15	19.5	20.0
1.5/4G		30/0.25	0.26	0.80	1.10	10.0 ± 0.20	13.3	13.7
2.5/4G		49/0.25	0.26	0.90	1.20	11.7 ± 0.20	7.98	8.21
0.75/5G		24/0.20	0.21	0.60	1.00	8.50 ± 0.15	26.0	26.7
1.0/5G		32/0.20	0.21	0.60	1.00	9.00 ± 0.15	19.5	20.0
1.5/5G	30/0.25	0.26	0.80	1.10	10.9 ± 0.20	13.3	13.7	
2.5/5G	49/0.25	0.26	0.90	1.30	13.0 ± 0.20	7.98	8.21	

• DESCRIPTION:

Operating temperature: -25+90°C.

操作溫度: -25+90°C.

Rated voltage: 300/500V.

額定電壓: 300/500V.

Bare or tinned copper conductor.

裸銅或鍍錫銅。

EPR insulation.

乙丙橡膠絕緣。

EPR jacket.

乙丙橡膠外被。

11.6

• APPLICATION:


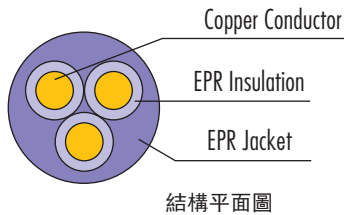
For indoors and outdoors use to connect moveable items. 適用於室內和室外連接可移動的設備。





Rubber insulated flexible cable

- APPROVAL:
- CONSTRUCTION:



GENERAL DATA:

TYPE 型號	CONDUCTOR (導體)			INSULATION 絕緣層	JACKET 外被蓋		MAX.COND.RESIST. ohm/km/20°C 最大導體電阻	
	AREA (mm ²) 截面積	CONSTRUCTION (NO./mm) 結構	DIAM.of SINGLE (mm) MAX 單支最大線徑		NOM.THICK. (mm) 厚度	NOM.THICK. (mm) 厚度	DIAM. (mm) 完成外徑	裸銅
	H07BB-F	1.0/2C	32/0.20	0.21	0.80	1.30	8.50 ± 0.15	19.5
1.5/2C		30/0.25	0.26	0.80	1.50	9.40 ± 0.15	13.3	13.7
2.5/2C		49/0.25	0.26	0.90	1.70	11.1 ± 0.20	7.98	8.21
1.0/3G		32/0.20	0.21	0.80	1.40	9.20 ± 0.15	19.5	20.0
1.5/3G		30/0.25	0.26	0.80	1.60	10.1 ± 0.20	13.3	13.7
2.5/3G		49/0.25	0.26	0.90	1.80	11.9 ± 0.20	7.98	8.21
1.0/4G		32/0.20	0.21	0.80	1.50	10.1 ± 0.20	19.5	20.0
1.5/4G		30/0.25	0.26	0.80	1.70	11.1 ± 0.20	13.3	13.7
2.5/4G		49/0.25	0.26	0.90	1.90	13.2 ± 0.20	7.98	8.21
1.0/5G		32/0.20	0.21	0.80	1.60	11.2 ± 0.20	19.5	20.0
1.5/5G		30/0.25	0.26	0.80	1.80	12.3 ± 0.20	13.3	13.7
2.5/5G		49/0.25	0.26	0.90	2.00	14.4 ± 0.20	7.98	8.21

DESCRIPTION:

Operating temperature: -25+90°C.	操作溫度：-25+90°C。
Rated voltage: 450/750V.	額定電壓：450/750V。
Bare or tinned copper conductor.	裸銅或鍍錫銅。
EPR insulation.	乙丙橡膠絕緣。
EPR jacket.	乙丙橡膠外被。

APPLICATION:

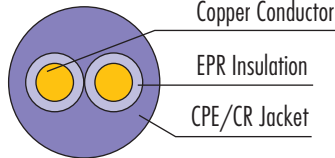
For indoors and outdoors use to connect moveable items. 適用於室內和室外連接可移動的設備。






Rubber insulated flexible cable

- APPROVAL: 
- CONSTRUCTION:



結構平面圖



結構立體圖

GENERAL DATA:

TYPE 型號	CONDUCTOR (導體)			INSULATION 絕緣層	JACKET 外被蓋		MAX. COND. RESIST. ohm/km/20°C	
	AREA (mm ²) 截面積	CONSTRUCTION (NO./mm) 結構	DIAM. of SINGLE (mm) MAX 單支最大線徑		NOM. THICK. (mm) 厚度	NOM. THICK. (mm) 厚度	DIAM. (mm) 完成外徑	最大導體電阻
				裸銅				鍍錫銅
H07RN-F	1.5/1C	30/0.25	0.26	0.80	1.40	6.00 ± 0.15	13.3	13.7
	2.5/1C	49/0.25	0.26	0.90	1.40	6.70 ± 0.15	7.98	8.21
	1.0/2C	32/0.20	0.21	0.80	1.30	8.50 ± 0.15	19.5	20.0
	1.5/2C	30/0.25	0.26	0.80	1.50	9.40 ± 0.15	13.3	13.7
	2.5/2C	49/0.25	0.26	0.90	1.70	11.1 ± 0.20	7.98	8.21
	1.0/3G	32/0.20	0.21	0.80	1.40	9.20 ± 0.15	19.5	20.0
	1.5/3G	30/0.25	0.26	0.80	1.60	10.1 ± 0.20	13.3	13.7
	2.5/3G	49/0.25	0.26	0.90	1.80	11.9 ± 0.20	7.98	8.21
	1.0/4G	32/0.20	0.21	0.80	1.50	10.1 ± 0.20	19.5	20.0
	1.5/4G	30/0.25	0.26	0.80	1.70	11.1 ± 0.20	13.3	13.7
	2.5/4G	49/0.25	0.26	0.90	1.90	13.2 ± 0.20	7.98	8.21
	1.0/5G	32/0.20	0.21	0.80	1.60	11.2 ± 0.20	19.5	20.0
	1.5/5G	30/0.25	0.26	0.80	1.80	12.3 ± 0.20	13.3	13.7
2.5/5G	49/0.25	0.26	0.90	2.00	14.4 ± 0.20	7.98	8.21	

Note: Number of circuit conductor 2-5G, Area 1.0-6.0mm²; Number of circuit conductor 1C, Area 1.5-6.0mm².

DESCRIPTION:


Operating temperature: -15°C+60°C.	操作溫度: -15°C+60°C.
Rated voltage: 450/750V.	額定電壓: 450/750V.
Test voltage: 2500V.	測試電壓: 2500V.
Bare or tinned stranded copper conductor.	裸軟銅或鍍錫銅絞線.
EPR insulation.	乙丙橡膠絕緣.
CPE/CR jacket.	氯丁橡膠或氯化聚乙烯外被.

APPLICATION:

For high electrical equipment.

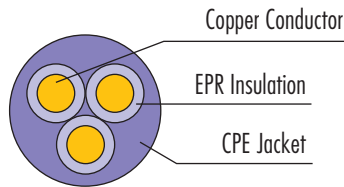
應用於強電設備及一般電線之規定，適用於戶外，家用電器之電源連接線及各種移動式電動工具、制冷設備、工程機械等，可承受一定機械強度。






Rubber insulated flexible cable

- APPROVAL: c
- CONSTRUCTION:



結構平面圖



結構立體圖

- GENERAL DATA:

TYPE 型號	CONDUCTOR (導體)		INSULATION THICKNESS 絕緣厚度 (mm)	JACKET THICKNESS 外被厚度 (mm)	OVERALL DIAMETER 完成外徑 (mm)
	SIZE 規格	NO/mm 線數 / 線徑			
S SO S00 SOW S00W	18AWG/2C	41/0.160	0.76	1.52	8.60 ± 0.15
	16AWG/2C	65/0.160	0.76	1.52	9.20 ± 0.15
	14AWG/2C	41/0.254	1.14	2.03	12.5 ± 0.20
	18AWG/3G	41/0.160	0.76	1.52	9.00 ± 0.15
	16AWG/3G	65/0.160	0.76	1.52	9.70 ± 0.15
	14AWG/3G	41/0.254	1.14	2.03	13.2 ± 0.20
	18AWG/4G	41/0.160	0.76	1.52	9.70 ± 0.15
	16AWG/4G	65/0.160	0.76	1.52	10.5 ± 0.20
	14AWG/4G	41/0.254	1.14	2.03	14.2 ± 0.20
	18AWG/5G	41/0.160	0.76	2.03	11.5 ± 0.20
	16AWG/5G	65/0.160	0.76	2.03	12.4 ± 0.20
	14AWG/5G	41/0.254	1.14	2.41	16.2 ± 0.20

NOTE: Number of circuit conductors 2 or more, AWG size of circuit conductors 18-2.


- DESCRIPTION:

Standard: UL 62 Table 6.14 Oil-resistant extra-service cords.	標準：UL62 表 6.14 耐油超重供電用軟線。
Rated temperature: 60~105°C , Maximum voltage: 600V.	額定溫度：60~105°C，最大電壓：600V。
Conductors material: Soft-annealed copper(7.1 and 7.2).	導體材質：退火軟銅 (7.1 and 7.2)。
EPR insulation. CPE jacket.	EPR 絕緣。 CPE 或相當合成彈性體外被。


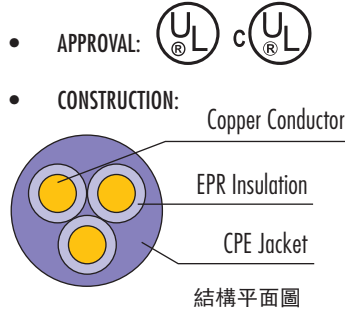
- APPLICATION:

For extra-hard-service cords.	超重載供電用軟線。
The O in the type letters indicates that the jacket is for continuous immersion in oil. O 表面外被耐油。	
The OO in the type letters indicates that both the insulation & jacket are for continuous immersion in oil.	OO 絕緣與外被均耐油。
The W in the type letters indicates that suitable for outdoor.	W 表示可用於戶外，具耐候性。





Rubber insulated flexible cable



GENERAL DATA:

TYPE 型號	CONDUCTOR (導體)		INSULATION THICKNESS 絕緣厚度 (mm)	JACKET THICKNESS 外被厚度 (mm)	OVERALL DIAMETER 完成外徑 (mm)
	SIZE 規格	NO/mm 線數 / 線徑			
SJ SJO SJ00 SJOW SJ00W	18AWG/2C	41/0.160	0.76	0.76	7.30 ± 0.15
	16AWG/2C	65/0.160	0.76	0.76	7.90 ± 0.15
	14AWG/2C	41/0.254	0.76	0.76	8.70 ± 0.15
	18AWG/3G	41/0.160	0.76	0.76	7.80 ± 0.15
	16AWG/3G	65/0.160	0.76	0.76	8.30 ± 0.15
	14AWG/3G	41/0.254	0.76	0.76	9.50 ± 0.15
	18AWG/4G	41/0.160	0.76	0.76	8.50 ± 0.15
	16AWG/4G	65/0.160	0.76	0.76	9.20 ± 0.15
	14AWG/4G	41/0.254	0.76	0.76	10.20 ± 0.15
	18AWG/5G	41/0.160	0.76	0.76	9.30 ± 0.15
	16AWG/5G	65/0.160	0.76	0.76	10.10 ± 0.15
	14AWG/5G	41/0.254	0.76	0.76	11.20 ± 0.20
	12AWG/2C	65/0.254	0.76	1.14	10.40 ± 0.15
	12AWG/3G	65/0.254	0.76	1.14	10.90 ± 0.15
12AWG/4G	65/0.254	0.76	1.14	12.00 ± 0.20	
12AWG/5G	65/0.254	0.76	1.14	13.20 ± 0.20	

NOTE: Numeber of circuit conductors 2-5, AWG size of circuit conductors 18-10.

DESCRIPTION:

Standard: UL62 Table 6.12 Oil-resistanthard-service cords.	UL62 表 6.12 耐油重載供電用軟線。
Maximum voltage: 300V. Rated temperature: 60~105°C .	最大電壓： 300V。 額定溫度： 60~105°C。
Conductors material: Soft-annealed copper(7.1 and 7.2).	導體材質： 退火軟銅 (7.1 and 7.2)。
EPR insulation. CPE jacket.	EPR 絕緣。 CPE 或相當合成彈性體外被。

APPLICATION:

For hard-service cords eg portable hand tools, washing machines, polishers, vibrators ext.	重載供電用軟線，如移動式手提式工具， 洗衣機、打蝕機， 震動器等。
The O in the type letters indicates that the jacket is for continuous immersion in oil.	O 表面外被耐油。
The OO in the type letters indicates that both the insulation & jacket are for continuous immersion in oil.	OO 絕緣與外被均耐油。
The W in the type letters indicates that suitable for outdoor.	W 表示可用於戶外， 具耐候性。

11.10

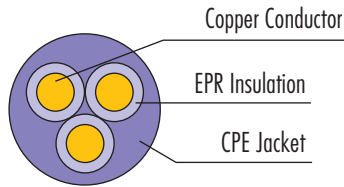


U.S. and Canadian Type




Rubber insulated flexible cable

- APPROVAL: c
- CONSTRUCTION:



結構平面圖



結構立體圖

GENERAL DATA:

TYPE 型號	CONDUCTOR (導體)		INSULATION THICKNESS 絕緣厚度 (mm)	JACKET THICKNESS 外被厚度 (mm)	OVERALL DIAMETER 完成外徑 (mm)
	SIZE 規格	NO/mm 線數 / 線徑			
SV SVO SVOO	18AWG/2C	41/0.160	0.38	0.76	5.60 ± 0.10
	17AWG/2C	52/0.160			5.90 ± 0.10
	16AWG/2C	65/0.160			6.20 ± 0.10
	18AWG/3G	41/0.160			5.90 ± 0.10
	17AWG/3G	52/0.160			6.20 ± 0.10
	16AWG/3G	65/0.160			6.60 ± 0.10

NOTE: Number of circuit conductors 2 or 3, AWG size of circuit conductors 18,17,16.

DESCRIPTION:


Standard: Table 6.10 Oil-resistant vacuum-cleaner cords.	標準：UL62 表 6.10 耐油真空吸塵器用軟線。
Maximum voltage: 300V. Rated temperature: 60~105°C .	最大電壓：300V。額定溫度：60~105°C。
Conductors material: Soft-annealed copper(7.1 and 7.2).	導體材質：退火軟銅 (7.1 and 7.2)。
EPR insulation. CPE jacket.	EPR 絕緣。CPE 或相當合成彈性體外被。

APPLICATION:

For vacuum-cleaner cords.	應用於吸塵器之電線。
The O in the type letters indicates that the jacket is for continuous immersion in oil.	O 表面外被耐油。
The OO in the type letters indicates that both the insulation & jacket are for continuous immersion in oil.	OO 絕緣與外被均耐油。


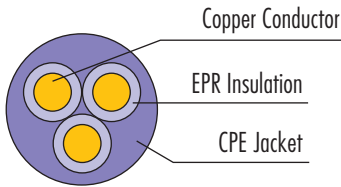
11.11





Rubber insulated flexible cable

- APPROVAL:  c 
- CONSTRUCTION:



GENERAL DATA:

TYPE 型號	CONDUCTOR (導體)		INSULATION THICKNESS 絕緣厚度 (mm)	JACKET THICKNESS 外被厚度 (mm)	OVERALL DIAMETER 完成外徑 (mm)
	SIZE 規格	NO/mm 線數 / 線徑			
SVE SVEO SVEOO	18AWG/2C	41/0.160	0.38	0.76	5.60 ± 0.10
	17AWG/2C	52/0.160	0.38	0.76	5.90 ± 0.10
	16AWG/2C	65/0.160	0.38	0.76	6.20 ± 0.10
	18AWG/3G	41/0.160	0.38	0.76	5.90 ± 0.10
	17AWG/3G	52/0.160	0.38	0.76	6.20 ± 0.10
	16AWG/3G	65/0.160	0.38	0.76	6.60 ± 0.10

NOTE: Number of circuit conductors 2 or 3, AWG size of circuit conductors 18,17,16.

DESCRIPTION:

Standard: Table 6.10 Oil-resistant vacuum-cleaner cords.	標準：UL62 表 6.10 耐油真空除塵器用軟線。
Maximum voltage: 300V. Rated temperature: 90~105°C .	最大電壓：300V。額定溫度：90~105°C。
Conductors material: Soft-annealed copper(7.1 and 7.2).	導體材質：退火軟銅 (7.1 and 7.2)。
TPE insulation. TPE jacket.	TPE 絕緣。 TPE 或相當合成彈性體外被。


APPLICATION:

For vacuum-cleaner cords.	應用於吸塵器之電線。
The O in the type letters indicates that the jacket is for continuous immersion in oil.	O 表面外被耐油。
The OO in the type letters indicates that both the insulation & jacket are for continuous immersion in oil.	OO 絕緣與外被均耐油。

11.12


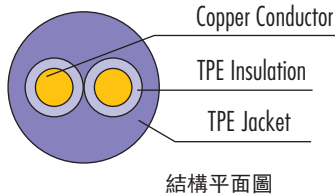


U.S. and Canadian Type



Rubber insulated flexible cable

- APPROVAL: c
- CONSTRUCTION:



GENERAL DATA:

TYPE 型號	CONDUCTOR (導體)		INSULATION THICKNESS 絕緣厚度 (mm)	JACKET THICKNESS 外被厚度 (mm)	OVERALL DIAMETER 完成外徑 (mm)
	SIZE 規格	NO/mm 線數 / 線徑			
SE	18AWG/2C	41/0.160	0.76	1.52	8.60 ± 0.15
	16AWG/2C	65/0.160	0.76	1.52	9.20 ± 0.15
	14AWG/2C	41/0.254	1.14	2.03	12.5 ± 0.20
	12AWG/2C	65/0.254	1.14	2.41	14.70 ± 0.10
SEW	10AWG/2C	41/0.405	1.14	2.41	16.5 ± 0.10
SEO	8AWG/2C	65/0.405	1.52	2.79	20 ± 0.10
SEOO	6AWG/2C	105/0.405	1.52	3.18	24.5 ± 0.10
SEOW	4AWG/2C	165/0.405	1.52	3.56	28.6 ± 0.10
SEOWW	2AWG/2C	32/1.121	1.52	3.94	33 ± 0.10
	18AWG/3G	41/0.160	0.76	1.52	9.00 ± 0.15
	16AWG/3G	65/0.160	0.76	1.52	9.70 ± 0.15
	14AWG/3G	41/0.254	1.14	2.03	13.2 ± 0.20

NOTE: Number of circuit conductors 2 or 3, AWG size of circuit conductors 18-2.

DESCRIPTION:

Standard: UL62 Table 6.14 Oil-resistant extra-service cords .	標準：UL62 表 6.14 耐油超重載供電用軟線。
Maximum voltage: 600V.	最大電壓：600V。
Rated temperature: 90~105°C .	額定溫度：90~105°C。
Conductors material: Soft-annealed copper(7.1 and 7.2).	導體材質：退火軟銅 (7.1 and 7.2)。
Insulation and jacket material: TPE.	絕緣及外被材質：TPE。

APPLICATION:

For extra-hard-service cords.	超重載供電用軟線。
The O in the type letters indicates that the jacket is for continuous immersion in oil.	O 表面外被耐油。
The OO in the type letters indicates that both the insulation & jacket are for continuous immersion in oil.	OO 絕緣與外被均耐油。
The W in the type letters indicates that suitable for outdoor.	W 表示可用於戶外，具耐候性。


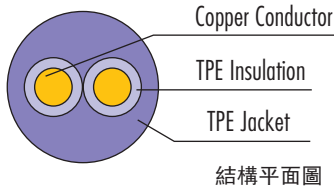




Rubber insulated flexible cable

• APPROVAL: c

• CONSTRUCTION:



• GENERAL DATA:

TYPE 型號	CONDUCTOR (導體)		INSULATION THICKNESS 絕緣厚度 (mm)	JACKET THICKNESS 外被厚度 (mm)	OVERALL DIAMETER 完成外徑 (mm)
	SIZE 規格	NO/mm 線數 / 線徑			
SJE SJEW SJEO SJEOO SJEOW SJEOOW	18AWG/2C	41/0.16	0.76	0.76	7.4 ± 0.1
	16AWG/2C	26/0.254	0.76	0.76	7.9 ± 0.1
	14AWG/2C	41/0.254	0.76	0.76	8.8 ± 0.1
	12AWG/2C	65/0.254	0.76	1.14	10.5 ± 0.1
	10AWG/2C	41/0.405	1.14	1.52	14.0 ± 0.1
	18AWG/3G	41/0.160	0.76	0.76	7.90 ± 0.1
	16AWG/3G	65/0.160	0.76	0.76	8.50 ± 0.1
	14AWG/3G	41/0.254	0.76	0.76	9.30 ± 0.1
	12AWG/3G	65/0.254	0.76	1.14	10.8 ± 0.1
	10AWG/3G	41/0.405	1.14	1.52	14.7 ± 0.1
	18AWG/4G	41/0.16	0.76	0.76	8.50 ± 0.1
	16AWG/4G	26/0.254	0.76	0.76	9.30 ± 0.1
	14AWG/4G	41/0.254	0.76	0.76	10.5 ± 0.1
	12AWG/4G	65/0.254	0.76	1.14	12.5 ± 0.1
	10AWG/4G	41/0.405	1.14	1.52	15.5 ± 0.1

NOTE: Number of circuit conductors 2-5, AWG size of circuit conductors 18-10.

• DESCRIPTION:


Standard: UL62 Table 6.12 Oil-resistant hard-service cords .	標準: UL62 表 6.12 耐油重載供電用軟線。
Maximum voltage: 300V. Rated temperature: 90~105°C .	最大電壓: 300V。額定溫度: 90~105°C。
Conductors material: Soft-annealed copper(7.1 and 7.2).	導體材質: 退火軟銅 (7.1 and 7.2)。
Insulation and jacket material: TPE.	絕緣及外被材質: TPE。
Number of circuit conductors 2-5, AWG size of circuit conductors 18-10.	動力芯數 2-5 芯, 動力線芯 18-10AWG。

11.14

• APPLICATION:

The O in the type letters indicates that the jacket is for continuous immersion in oil.	O 表面外被耐油。
The OO in the type letters indicates that both the insulation & jacket are for continuous immersion in oil.	OO 絕緣與外被均耐油。
The W in the type letters indicates that suitable for outdoor.	W 表示可用於戶外, 具耐候性。

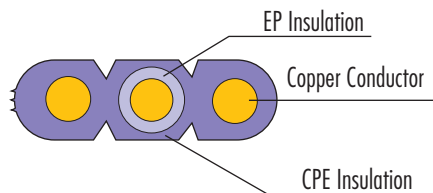





Rubber insulated flexible cable

• APPROVAL: c

• CONSTRUCTION:



結構平面圖



結構立體圖

• GENERAL DATA:

TYPE 型號	CONDUCTOR (導體)		INSULATION THICKNESS 絕緣厚度 (mm)	GREEN GROUNDING COND. 綠色地線		OVERALL DIAM. 完成外徑 (mm)
	SIZE 規格	NO/mm 線數 / 線徑		NOM.THICK. (Mm) 厚度	NOM.THICK. (Mm) 厚度	
HPN	16AWG/2C	65/0.160	1.14	0.38	0.33	3.9 ± 0.05X7.6 ± 0.10
	17AWG/2C	52/0.160	1.14			3.7 ± 0.05X7.2 ± 0.20
	18AWG/2C	41/0.160	1.14			3.5 ± 0.05X6.9 ± 0.10
	14AWG/2C	41/0.254	2.03			6.0 ± 0.1X10.7 ± 0.15
	16AWG/3G	65/0.160	1.14			3.9 ± 0.05X10 ± 0.15
	18AWG/3G	41/0.160	1.14			3.8 ± 0.05X9.0 ± 0.15
	14AWG/3G	41/0.254	2.03			6.0 ± 0.1X12.6 ± 0.15

NOTE : Numeber of circuit conductors 2,3, or 4, AWG size of circuit conductors 18-12.

• DESCRIPTION:

Standard: UL 62 Table 6.16 Heater cords.	標準: UL62 表 6.16 電熱線。
Maximum voltage: 300V. Rated temperature: 90~105°C .	最大電壓: 300V。額定溫度: 90~105°C。
Passed UL VW-1 & CSA FT2 flame test.	通過 UL VW-1 垂直及 CSA 水平型耐燃測試。
Conductors material:Soft-annealed copper(7.1 and 7.2).	導體材質: 退火軟銅。
Insulated with CPE(CSM).	CPE 或 CSM 材質絕緣。
Insulated material with EP.	地線絕緣材質: 乙丙橡膠 EP。

• APPLICATION:

Suitable for indoor electrical instrument power supply cable.	應用於室內器具、家電產品, 如: 電風扇、電視機等電力供應平型電線。
---	------------------------------------


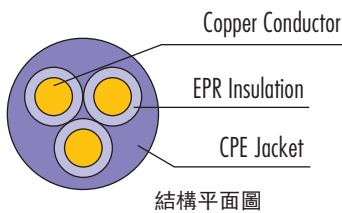
11.15





Rubber insulated flexible cable

- APPROVAL: c
- CONSTRUCTION:



GENERAL DATA:

TYPE 型號	CONDUCTOR (導體)		INSULATION THICKNESS 絕緣厚度 (mm)	JACKET THICKNESS 外被厚度 (mm)	OVERALL DIAMETER 完成外徑 (mm)
	SIZE 規格	NO/mm 線數 / 線徑			
HSJ HSJO HSJOO	18AWG/2C	41/0.160	0.76	0.76	7.10 ± 0.15
	16AWG/2C	65/0.160	0.76		7.70 ± 0.15
	14AWG/2C	41/0.254	1.14		10.0 ± 0.15
	12AWG/2C	65/0.254	1.14		10.9 ± 0.15
	18AWG/3G	41/0.160	0.76		7.50 ± 0.15
	16AWG/3G	65/0.160	0.76		8.20 ± 0.15
	14AWG/3G	41/0.254	1.14		10.70 ± 0.15
	12AWG/3G	65/0.254	1.14		11.7 ± 0.20
	18AWG/4G	41/0.160	0.76		8.20 ± 0.15
	16AWG/4G	65/0.160	0.76		9.00 ± 0.15
	14AWG/4G	41/0.254	1.14		11.7 ± 0.20
	12AWG/4G	65/0.254	1.14		12.9 ± 0.20

NOTE: Numeber of circuit conductors 2,3, or 4, AWG size of circuit conductors 18-12.

DESCRIPTION:

Standard: UL 62 Table 6.16 Heater cords.	標準：UL62 表 6.16 有耐油護套的加熱器用軟線。
Maximum voltage: 300V. Rated temperature: 90~105°C .	最大電壓：300V。額定溫度：90~105°C。
Bare or tinned stranded copper conductor.	導體使用裸銅或鍍錫銅絞線。
EPR insulation.	EPR 絕緣。
CPE jacket.	CPE 或相當合成彈性體外被。

APPLICATION:

For hater cords.	加熱器供電用軟線。
The O in the type letters indicates that the jacket is for continuous immersion in oil.	O 表面外被耐油。
The OO in the type letters indicates that both the insulation & jacket are for continuous immersion in oil.	OO 絕緣與外被均耐油。

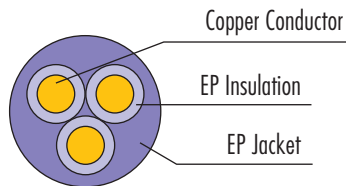
11.16






Rubber insulated flexible cable

- APPROVAL:  JET
- CONSTRUCTION:



結構平面圖



結構立體圖

- GENERAL DATA:

TYPE 型號	CONDUCTOR (導體)		INSULATION THICKNESS 絕緣厚度 (mm)	JACKET THICKNESS 外被厚度 (mm)	OVERALL DIAMETER 完成外徑 (mm)
	Area 截面積 (mm ²)	NO/mm 線數 / 線徑			
PNCTF	0.75/2C	30/0.18	0.6	1	6.8
	1.25/2C	50/0.18	0.6	1.1	7.8
	2.00/2C	37/0.26	0.6	1.1	8.4
	0.75/3G	30/0.18	0.6	1	7.2
	1.25/3G	50/0.18	0.6	1.1	8.3
	2.00/3G	37/0.26	0.6	1.2	9.1
	0.75/4G	30/0.18	0.6	1.1	8.0
	1.25/4G	50/0.18	0.6	1.2	9.2
	2.00/4G	37/0.26	0.6	1.2	9.9

- DESCRIPTION:

Standard: JIS C3301.	標準 :JIS C3301- 橡膠絕緣軟線。
Rated voltage: 300V.	額定電壓： 300V。
Conductor: Bare or tinned copper.	導體材質： 裸銅或鍍錫銅。
Insulation: EP.	絕緣材質： EP。
Jacket material: EP.	外被材質： EP。

- APPLICATION:

Indoor Cords for Use in Electrical Appliances of A.C. 300V or Less. 室內線，配 A.C. 300V 或 以下之小家電產品。

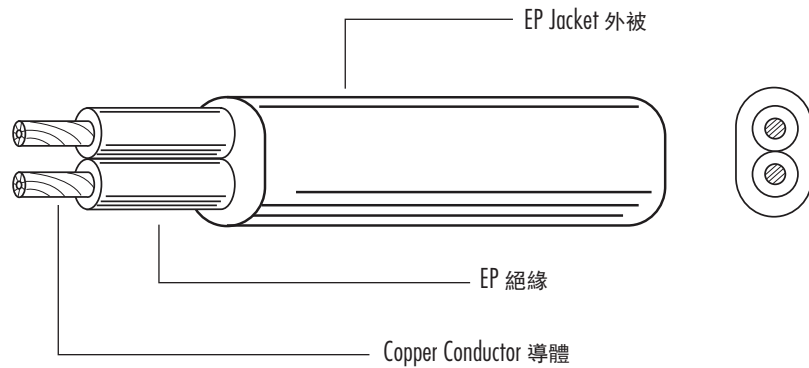
11.17





Rubber insulated flexible cable

- APPROVAL:  PSE JET
- CONSTRUCTION:



- GENERAL DATA:

TYPE 型號	CONDUCTOR (導體)		INSULATION THICKNESS 絕緣厚度 (mm)	JACKET THICKNESS 外被厚度 (mm)	OVERALL DIAMETER 完成外徑 (mm)
	Area 截面積 (mm ²)	NO/mm 線數 / 線徑			
PNCTFK	0.75/2C	30/0.18	0.6	1.0	4.4 X 6.8
	1.25/2C	50/0.18	0.6	1.0	4.8 X 7.6
	2.00/2C	37/0.26	0.6	1.0	5.1 X 8.2

- DESCRIPTION:

Standard: JIS C3301.	標準 :JIS C3301- 橡膠絕緣軟線。
Rated voltage: 300V.	額定電壓： 300V。
Conductor: Bare or finned copper.	導體材質： 裸銅或鍍錫銅。
Insulation: EP.	絕緣材質： EP。
Jacket material: EP.	外被材質： EP。

11.18

- APPLICATION:

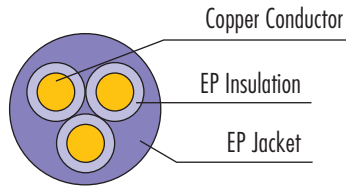
Indoor Cords for Use in Electrical Appliances of A.C. 300V or Less. 室內線，配 A.C. 300V 或以下之小家電產品。






Rubber insulated flexible cable

- APPROVAL:  JET
- CONSTRUCTION:



結構平面圖



結構立體圖

- GENERAL DATA:

TYPE 型號	CONDUCTOR (導體)		INSULATION THICKNESS 絕緣厚度 (mm)	JACKET THICKNESS 外被厚度 (mm)	OVERALL DIAMETER 完成外徑 (mm)
	Area 截面積 (mm ²)	NO/mm 線數 / 線徑			
2PNCT	0.75/2C	30/0.18	0.8	1.7	9.0
	1.25/2C	50/0.18	0.8	1.7	9.8
	2.00/2C	37/0.26	0.8	1.8	11.0
	3.50/2C	45/0.32	0.8	1.9	12.5
	0.75/3G	30/0.18	0.8	1.7	9.4
	1.25/3G	50/0.18	0.8	1.8	10.5
	2.00/3G	37/0.26	0.8	1.8	11.5
	3.50/3G	45/0.32	0.8	1.9	13.0
	0.75/4G	30/0.18	0.8	1.8	10.5
	1.25/4G	50/0.18	0.8	1.8	11.5
	2.00/4G	37/0.26	0.8	1.9	12.5
	3.50/4G	45/0.32	0.8	2.0	14.5

- DESCRIPTION:

Standard: JIS C3327.

標準 :JIS C3327- 橡膠絕緣軟線。

Rated voltage: 600V.

額定電壓： 600V。

Conductor: Bare or tinned copper

導體材質： 裸銅或鍍錫銅

Insulation: EP.

絕緣材質： EP。

Jacket material: EP.

外被材質： EP。

- APPLICATION:

Indoor Cords for Use in Electrical Appliances of A.C. 600V or Less.

室內線，配 A.C.600V 或 以下之家電產品。


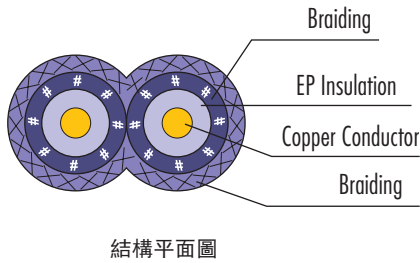




Rubber insulated flexible cable

• APPROVAL: 

• CONSTRUCTION:



• GENERAL DATA:

TYPE 型號	CONDUCTOR (導體)		INSULATION (絕緣)		JACKET THICKNESS 外被厚度 (mm)	DIAMETER (外徑)	
	Area 截面積 (mm ²)	NO./mm 線數 / 線徑	EP THICKNESS (mm) (厚度)	OTHER THICKNESS (mm) (厚度)		EP 絕緣體材質	OTHER 其它絕緣體材質
HFF HRF	0.75/2C	30/0.18	0.8	0.8	0.35	7.7	7.7
	1.25/2C	50/0.18		0.8	0.35	8.5	8.5
	2.00/2C	37/0.26		0.8	0.35	9.1	9.1
	3.50/2C	45/0.32		1.1	0.35	10.5	11.5
	5.50/2C	70/0.32	1.0	1.1	0.35	12.5	12.5
	0.75/3G	30/0.18	0.8	0.8	0.35	8.3	8.3
	1.25/3G	50/0.18		0.8	0.35	9.1	9.1
	2.00/3G	37/0.26		0.8	0.35	9.8	9.8
	3.50/3G	45/0.32		1.1	0.35	11.0	12.5
	5.50/3G	70/0.32	1.0	1.1	0.35	13.0	13.5
	0.75/4G	30/0.18	0.8	0.8	0.35	9.2	9.2
	1.25/4G	50/0.18		0.8	0.35	10.5	10.5
	2.00/4G	37/0.26		0.8	0.35	11.0	11.0
	3.50/4G	45/0.32		1.1	0.35	12.0	13.5
	5.50/4G	70/0.32	1.0	1.1	0.35	14.5	15.0

• DESCRIPTION:

Standard: JIS C3301.

標準 :JIS C3301- 橡膠絕緣軟線。

Rated voltage: 300V.

額定電壓：300V。

Rated temperature: 90°C.

額定溫度：90°C。

Bare or tinned stranded copper conductor.

裸軟銅或鍍錫銅絞線。

Insulation EPR (CPE).

EPR 或 CPE 等材質絕緣。

11.20

• APPLICATION:

Suitable for indoor electrical instrument power supply cable.

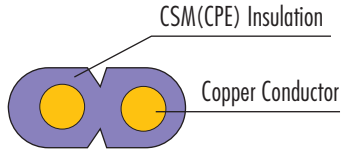
應用於室內器具、家電產品等電力供應圓型電源軟編織線。






Rubber insulated flat flexible cable

- APPROVAL:  JET
- CONSTRUCTION:



結構平面圖



結構立體圖

- GENERAL DATA:

TYPE 型號	CONDUCTOR (導體)		INSULATION 絕緣層 NOM.THICK. (mm) 厚度	OVERALL DIAM. 完成外徑 (mm)	MAX.COND.RESIST. ohm/km/20°C 最大導體電阻		MIN.INSULATED RESISTANCE Mohm/km/20°C 絕緣抵抗
	AREA (mm ²) 截面積	CONSTRUCTION (NO./mm) 結構			裸銅	鍍錫銅	
HHFF NNFF	0.75/2C	30/0.18	1.0	3.2X6.4 ± 0.15	22.4	25.8	1
	1.25/2C	50/0.18		3.6X7.2 ± 0.15	14.7	15.5	
	2.00/2C	37/0.26		3.9X7.8 ± 0.15	9.50	9.91	

- DESCRIPTION:

Rated voltage: 300V.	額定電壓：300V。
Rated temperature: 90°C.	額定溫度：90°C。
Passed-F-flame test.	通過日本 -F- 耐燃測試。
Bare or tinned stranded copper conductor.	裸軟銅或鍍錫銅絞線。
Insulation CSM(CPE).	CSM 或 CPE 材質絕緣。

- APPLICATION:

Suitable for indoor electrical instrument power supply cable.	應用於室內器具、家電產品等電力供應平型電線。
---	------------------------

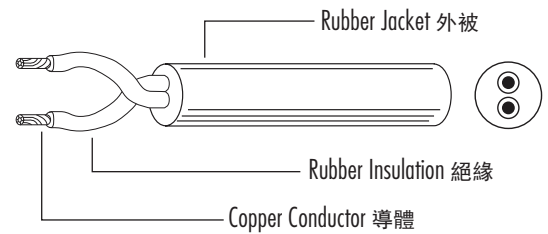
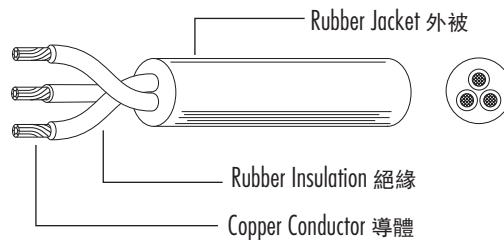
11.21





Rubber insulated flexible cable

- APPROVAL:
- CONSTRUCTION:



- GENERAL DATA:

TYPE 型號	CONDUCTOR (導體)		INSULATION THICKNESS 絕緣厚度 (mm)	JACKET THICKNESS 外被厚度 (mm)	OVERALL DIAMETER 完成外徑 (mm)
	SIZE (MMSQ) 規格	NO./mm 線數 / 線徑			
PNCTF	0.75/2C	30/0.18	0.6	1	6.8
	1.25/2C	50/0.18		1.1	7.8
	2.0/2C	37/0.26		1.1	8.4
	0.75/3G	30/0.18		1	7.2
	1.25/3G	50/0.18		1.1	8.3
	2.0/3G	37/0.26		1.2	9.1
	0.75/4G	30/0.18		1.1	8.0
	1.25/4G	50/0.18		1.2	9.2
	2.0/4G	37/0.26		1.2	9.9

- DESCRIPTION:

Standard: CNS 546.

標準：CNS 546 - 橡膠絕緣軟線。

Rated voltage: 300V.

額定電壓：300V。

Conductor: Bare or tinned copper.

導體材質：裸銅或鍍錫銅。

Insulation: EP.

絕緣材質：EP。

Jacket material: EP.

外被材質：EP。

11.22

- APPLICATION:

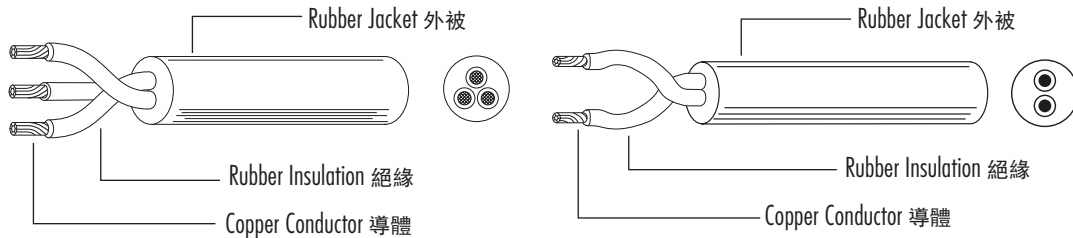
Indoor Cords for Use in Electrical Appliances of A.C. 300V or Less.

室內線，配 A.C. 300V 或以下之小家電產品。



Rubber insulated flexible cable

- APPROVAL: 
- CONSTRUCTION:



- GENERAL DATA:

TYPE 型號	CONDUCTOR (導體)		INSULATION THICKNESS 絕緣厚度 (mm)	JACKET THICKNESS 外被厚度 (mm)	OVERALL DIAMETER 完成外徑 (mm)
	SIZE (MMSQ) 規格	NO./mm 線數 / 線徑			
RNCTF	0.75/2C	30/0.18	0.6	1	6.8
	1.25/2C	50/0.18		1.1	7.8
	2.0/2C	37/0.26		1.1	8.4
	0.75/3G	30/0.18		1	7.2
	1.25/3G	50/0.18		1.1	8.3
	2.0/3G	37/0.26		1.2	9.1
	0.75/4G	30/0.18		1.1	8.0
	1.25/4G	50/0.18		1.2	9.2
	2.0/4G	37/0.26	1.2	9.9	

- DESCRIPTION:

Standard: CNS 546.

標準 :CNS 546- 橡膠絕緣軟線。

Rated voltage: 300V.

額定電壓： 300V。

Conductor: Bare or tinned copper.

導體材質： 裸銅或鍍錫銅。

Insulation: EP.

絕緣材質： EP。

Jacket material: EP.

外被材質： EP。

- APPLICATION:

Indoor Cords for Use in Electrical Appliances of A.C. 300V or Less.

室內線，配 A.C. 300V 或 以下之小家電產品。



International Cordage 國際電纜標稱

Generally, there are two main cordage types used in the world: the American Wire Gauge (AWG) system used in North America and the European Harmonized types. In AWG system, the cordage is described terms of wire gauge size such as 16 or 18 AWG, while a Harmonized cordage is expressed by mean of mm² (an 18 AWG conductor is comparable to 0.75mm²).

一般的電纜標稱主要使用以下兩種方法：

北美洲所使用的AWG系統和歐陸式的協調系統編碼。在美式系統中，電纜是以接線號標稱。例如AWG16號或AWG18號；而在協調系統中，是用平方毫米作標稱的(AWG18號導體相等於0.75mm²)。

Conductor Colour Codes 導體顏色標稱

North American 北美洲

Black 黑
White 白
Green 綠
Red 紅
Yellow 黃
Orange 橙

Harmonized 協調系統

Brown 啡
Blue 藍
Green/Yellow 綠 / 黃

L = Live (火線)
N = Neutral (中線)
E = Earth (Ground) 地線
4th Conductor 第四條導線
5th Conductor 第五條導線
6th Conductor 第六條導線

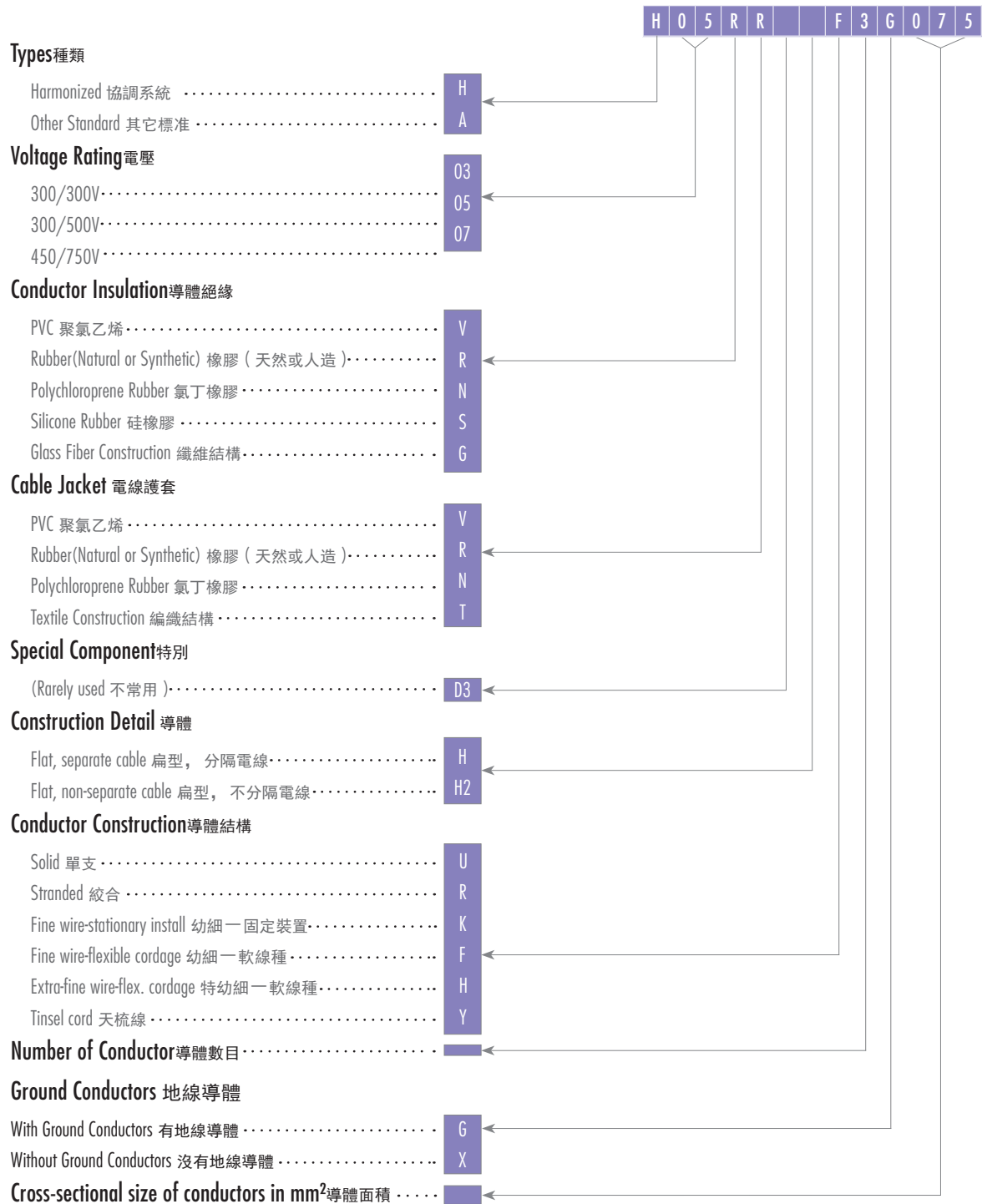
Standard & Approval Agencies 標準及認證機構

Australia 澳洲 Standards Association of Australia		France 法國 Union Technique de l'Electricite		Brazil 巴西 ABNT Associacao Brasileira de Normas Tecnicas Rua Marques de Itu	
Austria 奧地利 Oesterreichischer Verband Fur Elektrotechnik		Germany, F.R. 德國 VDE-Prufstelle		Sweden 瑞典 SEMKO	
Belgium 比利時 Comite Electrotechnique Belge Service de la Marque CEPEC		South Africa 南非		Switzerland 瑞士 SEV-Schweizerischer Elektrotechnischer Verein	
Canada 加拿大 Canadian Standards Association		Italy 意大利 Istituto Italiano del Marchio di Qualita		United Kingdom 英國 BSI-British Standards Institution	
Czechoslovakia 捷克 Urad pro Normalizaci a Mereni (Office for Standards & Measurements)		Argentina 阿根廷 IRMA Instiuto Argentino de Racionalizacion de Materiales		United States 美國 UL-Underwriters Laboratories, inc.	
Denmark 丹麥 Demko		Taiwan 台灣		Japan 日本 The Ministry of International Trade and Industry	
Finland 芬蘭 Electrical Inspectorate		Norway 挪威 NEMKO		China 中國 China Commission for Conformity Certification of Electric Equipment	
Korea 韓國		Singapore 新加坡			



Harmonized Wire Coding System 協調線材編碼系統

This chart illustrates the harmonization code for cordage "H05RRF 3G 0.75"
 此表舉例解釋歐陸式協調系統標稱如 “H05RRF 3G 0.75”



Flexible Cord Jacketing Designations

CODE	DESCRIPTION	AWG SIZE	CONDUCTORS	INSULATION / JACKET	VOLTAGE RATING
TPT	Tinsel Parallel Thermoplastic			PVC / No Jacket	250
TS	Tinsel Service	27 Tinsel	2	Rubber / Rubber	125
TST	Tinsel Service Thermoplastic			PVC / PVC	125
SPT-1	Service Parallel Thermoplastic - 1/64" Insulation	18			
SPT-2	Service Parallel Thermoplastic - 2/64" Insulation	18 - 16	2,3	PVC / No Jacket	300
SPT-3	Service Parallel Thermoplastic - 3/64" Insulation	18 - 10			
SPE-1	Service Parallel Elastomer - 1/64" Insulation	18	2,3	Elastomer / No Jacket	300
SPE-2	Service Parallel Elastomer - 2/64" Insulation	18 - 16	2,3	PVC / No Jacket	300
SPE-3	Service Parallel Elastomer - 3/64" Insulation	18 - 10			
SV	Service Vacuum				
SVO	Service Vacuum Oil Resistant Jacket	18	2,3	Rubber / Rubber	300
SVOO	SVO with Oil Resistant Insulation				
SVT	Service Vacuum Thermoplastic				
SVTO	SVT with Oil Resistant Jacket	18 - 17	2,3	PVC / PVC	300
SVTOO	SVTO with Oil Resistant Insulation				
SVE	Service Vacuum Elastomer				
SVEO	SVE with Oil Resistant Jacket	18 - 17	2,3	Elastomer / Elastomer	300
SVEOO	SVEO with Oil Resistant Insulation				
SJ	Service Junior				
SJO	SJ with Oil Resistant Jacket	18 - 10	2,3,4	Rubber / Rubber	300
SJOO	SJO with Oil Resistant Insulation				
SJT	Service Junior Thermoplastic				
SJTW	SJT with Outdoor Jacket				
SJTO	SJT with Oil Resistant Jacket	18 - 10	2,3,4	PVC / PVC	300
SJTOO	SJTO with Oil Resistant Insulation				
SJE	Service Junior Elastomer				
SJEO	SJE with Oil Resistant Jacket	18 - 10	2,3,4,5	Elastomer / Elastomer	300
SJEOW	SJEO with Outdoor Jacket				
SJEOO	SJEO with Oil Resistant Jacket				
S	Service				
SO	Service with Oil Resistant Jacket	18 - 2	2 or more	Rubber / Rubber	600
SOO	SO with Oil Resistant Insulation				
ST	Service Thermoplastic				
STW	ST with Outdoor Jacket	18 - 2	2 or more	PVC / PVC	600
STO	ST with Oil Resistant Jacket				
SE	Service Elastomer				
SEO	SE with Oil Resistant Jacket	18 - 2	2 or more	Elastomer / Elastomer	600
SEOW	SEO with Outdoor Jacket				
SEOO	SEO with Oil Resistant Insulation				
HPN	Heater Parallel Rubber	18 - 12	2,3	Rubber / No Jacket	300
HSJ	Heater Service Junior				
HSJO	HSJ with Oil Resistant Jacket	18 - 12	2,3,4	Rubber / Rubber	300
HS	Heater Service				
HSO	HS with Oil Resistant Jacket	14 - 2	2,3,4	Rubber / Rubber	300



• We gained Safety Standard approval of different country



Quality Manufacturer and Green Partner
 Awarded Sony Green Partner Certification in 2005.





Well Shin Technology Co., Ltd.

Well Shin (Taiwan) Factory
Well Shin Electronics (KunShan) Co., Ltd.
Dong Guan Well Shin Electronic Products Co., Ltd.



Headquarter



Taiwan Plant



Dongguan Plant



Kun Shan Plant (Shanghai Area)

維熹科技股份有限公司

Well Shin Technology Co., Ltd.

臺北市內湖區新湖三路196號

No.196,Xinghu 3rd Rd.,Neihu District,

Taipei City 114,Taiwan

TEL: 886-2-2791-1119 FAX: 886-2-2791-9901

台灣工廠

Taiwan Plant

彰化縣福興鄉麥厝村沿海路一段1號

N1, Sec.1, Yen Hai Rd., Mai Tsuo Chun,

Fu Hsing Hsiang, Chang Hwa 50645, Taiwan

Tel: 886-4-770-3081 Fax: 886-4-770-3080

東莞維升電子製品有限公司

Dongguan Well Shin Electronic Products Co., Ltd.

廣東省東莞市黃江鎮長龍管理區

Chang Long Control Dist., Hwang Jiang Cheng,

Dongguan City, Guandong 523766, China

TEL: 86-769-8362-2694 FAX: 86-769-8362-2714

維爾斯電子(昆山)有限公司

Well Shin Electronic (Kun Shan) Co., Ltd.

江蘇省昆山市錦溪鎮昆開路

Kun Kai Rd.,Jin Xi Town,

Kun Shan City,Jiang Su 215324, China

TEL: 86-512-5723-7988 FAX: 86-512-5722-6923