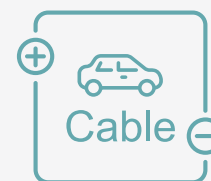





# EV Cable & Automotive Wire

AC / DC 充電樁電纜 & 汽車線






# index 目录



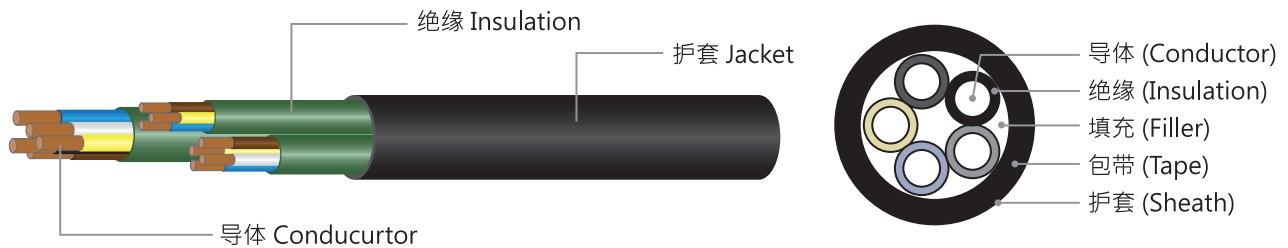

GB/T 33594 AC CHARGING CABLE (TPE Insulation) GB/T 33594 认证交流充电桩电缆 (TPE 绝缘) .....	4
GB/T 33594 AC CHARGING CABLE(XLPE Insulation) GB/T 33594 认证交流充电桩电缆 (XLPE 绝缘) .....	6
GB/T 33594 DC CHARGING CABLE (TPE Insulation) GB/T 33594 认证直流充电桩电缆 (TPE 绝缘) .....	8
GB/T 33594 DC CHARGING CABLE(XLPE Insulation) GB/T 33594 认证直流充电桩电缆 (XLPE 绝缘) .....	10
UL62 Charging Cable UL62 充电桩电缆 .....	12
IEC 62893 450/750V AC charging cable IEC 62893 450/750V 交流充电桩电缆 .....	15
IEC 62893 0.6/1 kV AC up to and including 1.5kV DC charging cable IEC 62893 0.6/1 kV 交流及包括 1.5kV 直流充电桩电缆 .....	17
EV on board high voltage shielded and unshielded cable EV 车内高压屏蔽与非屏蔽电缆 GBT25085 .....	19




302-4 Automobile Coaxial Cable 302-4 汽车同轴线	23
462 Autoimoible Coaxial Cable 462 汽车同轴线	24
647-4 Automobile Network Cable 647-4 汽车网线	25
Automotive Wire 汽车线	26

## GB/T 33594 AC CHARGING CABLE (TPE Insulation)

### GB/T 33594 认证交流充电桩电缆 (TPE 绝缘)



Cable Construction 产品结构	
Conductor / 导体	Stranded Copper / 绞合铜线
Insulation / 绝缘	TPE
Insulation Color / 绝缘颜色	Three-Core Cable : Green / Yellow, Blue Brown Four-Core Cable : Green / Yellow, Blue, Brown Gray Five-Core Cable : Green / Yellow, Blue, Brown, Black, Gray 三芯电缆 : 绿 / 黄色、蓝色、棕色 四芯电缆 : 绿 / 黄色、蓝色、棕色、灰色 五芯电缆 : 绿 / 黄色、蓝色、棕色、黑色、灰色
Sheath / 护套	TPU / TPE
Sheath Color / 护套颜色	Black / 黑色



## GB/T 33594 AC CHARGING CABLE (TPE Insulation)

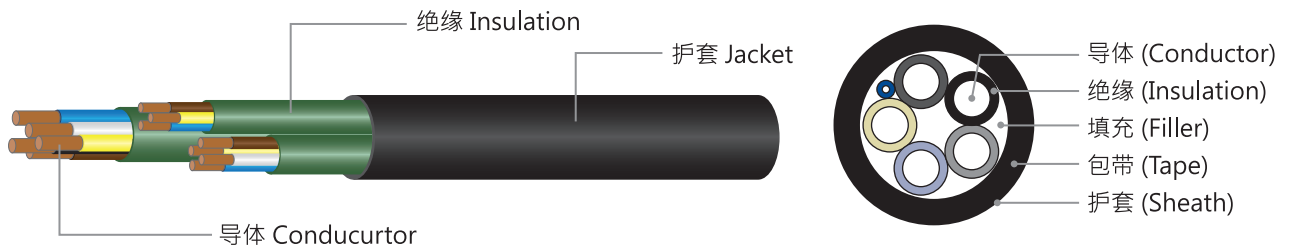

Type / 型号	Spec / 规格	Max. Conductor resistance mΩ/m@20°C 导体电阻	Permissible ampacity@20°C ambient. Ref 参考允许电流	Jacket Non-Shielded Overdiameter mmRef. (TPE) 护套无屏蔽外径	Jacket Non-Shielded Overdiameter mmRef. (TPU) 护套无屏蔽外径
EV-S90U	3x1.5mm <sup>2</sup> +(1~6 芯)x(0.5~1.5)(P)mm <sup>2</sup>	12.7	13A	11.6~14.9	10.3~13.2
	3x2.5mm <sup>2</sup> +(1~6 芯)x(0.5~1.5)(P)mm <sup>2</sup>	7.60	18A	12.6~16.1	11.0~14.2
	3x4.0mm <sup>2</sup> +(1~6 芯)x(0.5~1.5)(P)mm <sup>2</sup>	4.71	25A	14.4~18.4	12.9~16.4
EV-RS90U	3x6.0mm <sup>2</sup> +(1~6 芯)x(0.5~1.5)(P)mm <sup>2</sup>	3.14	34A	15.8~20.2	14.1~18.0
EV-S90S90U	3x10mm <sup>2</sup> +(1~6 芯)x(0.5~1.5)(P)mm <sup>2</sup>	1.82	50A	17.6~22.3	15.8~20.2
EV-RS90S90U	3x16mm <sup>2</sup> +(1~6 芯)x(0.5~1.5)(P)mm <sup>2</sup>	1.16	67A	20.1~25.4	18.1~23.0
EV-S90S90	5x2.5mm <sup>2</sup> +(1~6 芯)x(0.5~1.5)(P)mm <sup>2</sup>	7.60	18A	14.9~19.0	13.3~17.0
EV-S90S90PS90	5x4.0mm <sup>2</sup> +(1~6 芯)x(0.5~1.5)(P)mm <sup>2</sup>	4.17	25A	17.6~22.3	15.8~20.2
EV-RS90S90PS90	5x6.0mm <sup>2</sup> +(1~6 芯)x(0.5~1.5)(P)mm <sup>2</sup>	3.14	34A	19.3~24.5	17.4~22.1
	5x10mm <sup>2</sup> +(1~6 芯)x(0.5~1.5)(P)mm <sup>2</sup>	1.82	50A	21.9~27.7	19.8~25.1
	5x16mm <sup>2</sup> +(1~6 芯)x(0.5~1.5)(P)mm <sup>2</sup>	1.16	67A	25.0~31.7	22.7~28.8

The specifications 3 core of 1.5~35mm<sup>2</sup>, including 1~6 core 0.5~1.5mm<sup>2</sup>signal wires, The signal wires can be shieldedor total cable shielded, the specific parameters of product should be according to technical drawing.

规格为 3 芯 1.5~35mm<sup>2</sup>，可增加 1~6 芯 0.5~1.5mm<sup>2</sup> 的信号线，可信号线屏蔽或总缆屏蔽，产品的具体参数以技术图纸为准。

## GB/T 33594 AC CHARGING CABLE (XLPE Insulation)

### GB/T 33594 认证交流充电桩电缆 (XLPE 绝缘)



Cable Construction 产品结构	
Conductor / 导体	Stranded Copper / 绞合铜线
Insulation / 绝缘	XLPE
Insulation Color / 绝缘颜色	Three-Core Cable : Green / Yellow, Blue Brown Four-Core Cable : Green / Yellow, Blue, Brown Gray Five-Core Cable : Green / Yellow, Blue, Brown, Black, Gray 三芯电缆：绿 / 黄色、蓝色、棕色 四芯电缆：绿 / 黄色、蓝色、棕色、灰色 五芯电缆：绿 / 黄色、蓝色、棕色、黑色、灰色
Sheath / 护套	TPU / TPE
Sheath Color / 护套颜色	Black / 黑色

## GB/T 33594 AC CHARGING CABLE (TPE Insulation)

### CQC & DEKRA AC CONSTRUCTION / CQC & DEKRA 交流结构

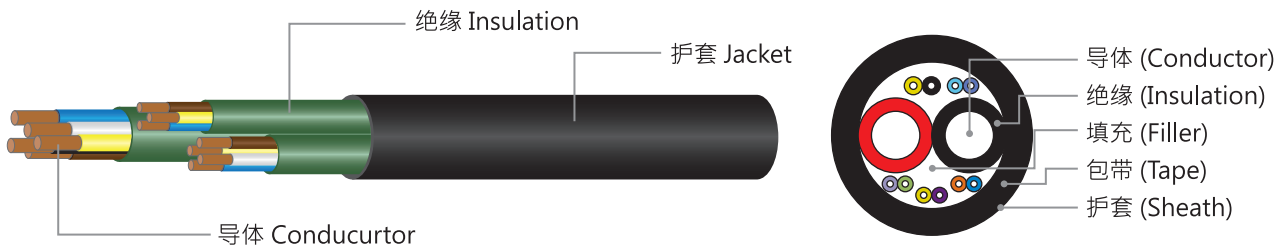

Type / 型号	Spec / 规格	Max. Conductor resistance mΩ/m@20°C 导体电阻	Permissible ampacity@20°C ambient. Ref 参考允许电流	Jacket Non-Shielded Overdiameter mmRef. (TPE) 护套无屏蔽外径	Jacket Non-Shielded Overdiameter mmRef. (TPU) 护套无屏蔽外径
EV-EYU EV-EYUPU EV-EYS90 EV-EYS90PS90	3x1.5mm <sup>2</sup> +(1~6 芯)x(0.5~1.5)(P)mm <sup>2</sup>	12.7	13A	11.0~14.2	9.7~12.5
	3x2.5mm <sup>2</sup> +(1~6 芯)x(0.5~1.5)(P)mm <sup>2</sup>	7.60	18A	12.6~16.1	10.6~13.7
	3x4.0mm <sup>2</sup> +(1~6 芯)x(0.5~1.5)(P)mm <sup>2</sup>	4.71	25A	13.1~16.8	11.6~14.9
	3x6.0mm <sup>2</sup> +(1~6 芯)x(0.5~1.5)(P)mm <sup>2</sup>	3.14	34A	14.4~18.4	12.9~16.4
	3x10mm <sup>2</sup> +(1~6 芯)x(0.5~1.5)(P)mm <sup>2</sup>	1.82	50A	16.4~20.9	14.7~18.7
	3x16mm <sup>2</sup> +(1~6 芯)x(0.5~1.5)(P)mm <sup>2</sup>	1.16	67A	18.9~24.0	17.0~21.6
	5x2.5mm <sup>2</sup> +(1~6 芯)x(0.5~1.5)(P)mm <sup>2</sup>	7.60	18A	14.2~18.1	12.7~16.2
	5x4.0mm <sup>2</sup> +(1~6 芯)x(0.5~1.5)(P)mm <sup>2</sup>	4.17	25A	15.9~20.3	14.2~18.1
	5x6.0mm <sup>2</sup> +(1~6 芯)x(0.5~1.5)(P)mm <sup>2</sup>	3.14	34A	17.5~22.2	15.7~20.0
	5x10mm <sup>2</sup> +(1~6 芯)x(0.5~1.5)(P)mm <sup>2</sup>	1.82	50A	20.2~25.7	18.3~23.3
5x16mm <sup>2</sup> +(1~6 芯)x(0.5~1.5)(P)mm <sup>2</sup>	1.16	67A	23.4~29.6	21.1~26.8	

The specifications 3 core of 1.5~35mm<sup>2</sup>, including 1~6 core 0.5~1.5mm<sup>2</sup>signal wires, The signal wires can be shieldedor total cable shielded, the specific parameters of product should be according to technical drawing.

规格为 3 芯 1.5~35mm<sup>2</sup> · 可增加 1~6 芯 0.5~1.5mm<sup>2</sup> 的信号线 · 可信号线屏蔽或总缆屏蔽 · 产品的具体参数以技术图纸为准。

## GB/T 33594 DC CHARGING CABLE (TPE Insulation)

### GB/T 33594 认证直流充电桩电缆 (TPE 绝缘)



Cable Construction 产品结构	
Conductor / 导体	Stranded Copper / 绞合铜线
Insulation / 绝缘	TPE
Insulation Color / 绝缘颜色	Three-Core Cable : Green / Yellow, Blue Brown Four-Core Cable : Green / Yellow, Blue, Brown Gray Five-Core Cable : Green / Yellow, Blue, Brown, Black, Gray 三芯电缆 : 绿 / 黄色、蓝色、棕色 四芯电缆 : 绿 / 黄色、蓝色、棕色、灰色 五芯电缆 : 绿 / 黄色、蓝色、棕色、黑色、灰色
Sheath / 护套	TPU / TPE
Sheath Color / 护套颜色	Black / 黑色



## GB/T 33594 DC CHARGING CABLE (TPE Insulation)

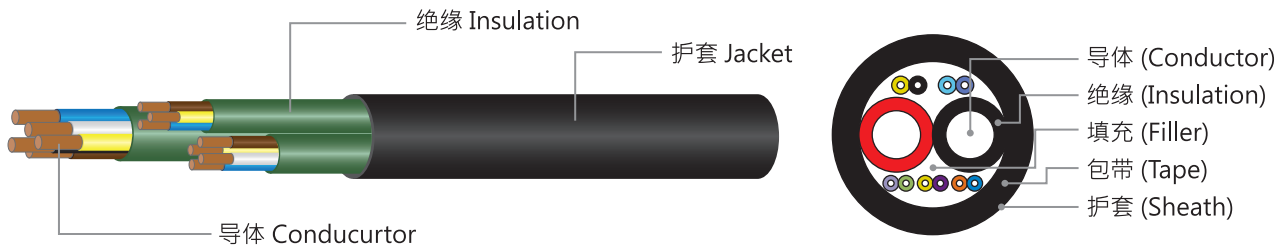



Type / 型号	Spec / 规格	Max. Conductor resistance mΩ/m@20°C 导体电阻	Permissible ampacity@20°C ambient. Ref 参考允许电流	Jacket Non-Shielded Overdiameter mmRef. (TPE) 护套无屏蔽外径	Jacket Non-Shielded Overdiameter mmRef. (TPU) 护套无屏蔽外径
EVDC-S90S90	2x25mm <sup>2</sup> +25mm <sup>2</sup> +2x4mm <sup>2</sup> +0.75~2.5mm <sup>2</sup> (P)(1~11 芯)	0.743	100A	24.5~31	22.2~28.1
	2x35mm <sup>2</sup> +25mm <sup>2</sup> +2x4mm <sup>2</sup> +0.75~2.5mm <sup>2</sup> (P)(1~11 芯)	0.527	125A	27.7~35	25.2~31.9
EVDC-S90S90PS90	2x50mm <sup>2</sup> +25mm <sup>2</sup> +2x4mm <sup>2</sup> +0.75~2.5mm <sup>2</sup> (P)(1~11 芯)	0.368	200A	32.4~40.9	29.6~37.3
EVDC-S90U	2x70mm <sup>2</sup> +25mm <sup>2</sup> +2x4mm <sup>2</sup> +0.75~2.5mm <sup>2</sup> (P)(1~11 芯)	0.259	250A	37.1~46.8	33.9~42.7
EVDC-S90S90U	2x95mm <sup>2</sup> +25mm <sup>2</sup> +2x4mm <sup>2</sup> +0.75~2.5mm <sup>2</sup> (P)(1~11 芯)	0.196	300A	41.8~52.7	38.4~48.4

The specifications 2 core of 16~95mm<sup>2</sup>, auxiliary wire is 2 core of 4.0~6.0mm<sup>2</sup>, including 1~15 core 0.75~2.5mm<sup>2</sup> signal wires, The signal wires can be shielded or total cable shielded, the specific parameters of product should be according to technical drawing.  
规格为 2 芯 16~95mm<sup>2</sup>, 低压辅助电源线为 2 芯 4.0~6.0mm<sup>2</sup>, 可增加 1~15 芯 0.75~2.5mm<sup>2</sup> 的信号线, 可信号线屏蔽或总缆屏蔽, 产品的具体参数以技术图纸为准。

## GB/T 33594 DC CHARGING CABLE (XLPE Insulation)

### GB/T 33594 认证直流充电桩电缆 (XLPE 绝缘)



Cable Construction 产品结构	
Conductor / 导体	Stranded Copper / 绞合铜线
Insulation / 绝缘	TPE
Insulation Color / 绝缘颜色	Three-Core Cable : Green / Yellow, Blue Brown Four-Core Cable : Green / Yellow, Blue, Brown Gray Five-Core Cable : Green / Yellow, Blue, Brown, Black, Gray 三芯电缆 : 绿 / 黄色、蓝色、棕色 四芯电缆 : 绿 / 黄色、蓝色、棕色、灰色 五芯电缆 : 绿 / 黄色、蓝色、棕色、黑色、灰色
Sheath / 护套	TPU / TPE
Sheath Color / 护套颜色	Black / 黑色

## GB/T 33594 DC CHARGING CABLE (XLPE Insulation)

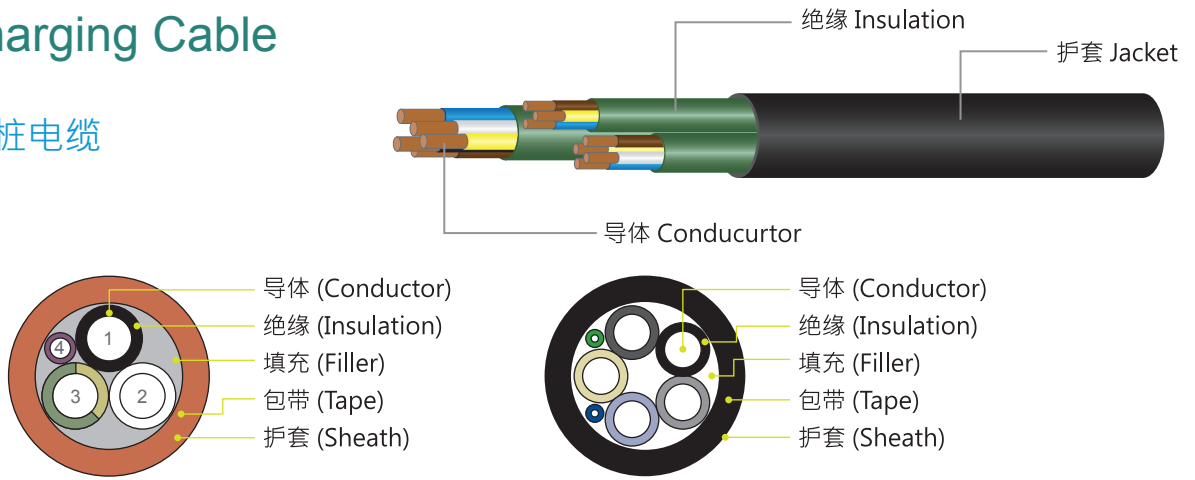


Type / 型号	Spec / 规格	Max. Conductor resistance mΩ/m@20°C 导体电阻	Permissible ampacity@20°C ambient. Ref 参考允许电流	Jacket Non-Shielded Overdiameter mmRef. (TPE) 护套无屏蔽外径	Jacket Non-Shielded Overdiameter mmRef. (TPU) 护套无屏蔽外径
EVDC-EYS90	2×25mm <sup>2</sup> +25mm <sup>2</sup> +2×4mm <sup>2</sup> +0.75~2.5mm <sup>2</sup> (P) (1~11 芯)	0.743	100A	22.8~28.9	20.7~26.3
	2×35mm <sup>2</sup> +25mm <sup>2</sup> +2×4mm <sup>2</sup> +0.75~2.5mm <sup>2</sup> (P) (1~11 芯)	0.527	125A	26.1~33.0	23.8~30.1
EVDC-EYS90PS90	2×50mm <sup>2</sup> +25mm <sup>2</sup> +2×4mm <sup>2</sup> +0.75~2.5mm <sup>2</sup> (P) (1~11 芯)	0.368	200A	30.6~38.6	27.9~35.3
EVDC-EYU	2×70mm <sup>2</sup> +25mm <sup>2</sup> +2×4mm <sup>2</sup> +0.75~2.5mm <sup>2</sup> (P) (1~11 芯)	0.259	250A	35.5~44.8	32.4~40.9
EVDC-EYUPU	2×95mm <sup>2</sup> +25mm <sup>2</sup> +2×4mm <sup>2</sup> +0.75~2.5mm <sup>2</sup> (P) (1~11 芯)	0.196	300A	39.4~49.7	36.0~45.4

The specifications 2 core of 16~95mm<sup>2</sup>, auxiliary wire is 2 core of 4.0~6.0mm<sup>2</sup>, including 1~15 core 0.75~2.5mm<sup>2</sup>signal wires, The signal wires can be shielded or total cable shielded, the specific parameters of product should be according to technical drawing.  
规格为 2 芯 16~95mm<sup>2</sup>, 低压辅助电源线为 2 芯 4.0~6.0mm<sup>2</sup>, 可增加 1~15 芯 0.75~2.5mm<sup>2</sup> 的信号线, 可信号线屏蔽或总缆屏蔽, 产品的具体参数以技术图纸为准。


# UL62 Charging Cable

## UL62 充电桩电缆



Product Construction / 产品结构		Technical Data / 技术参数	
Conductor 导体	Tinned or bare stranded copper 镀锡或裸铜绞线	Reference Standard 参考标准	UL62
Scope of Application 适用范围			
EV charging cable is used for the transfer carrier of electricpower and signal between vehicles and charging pile 电动汽车充电桩电缆作用为连接汽车端与充电桩的通电、控制信号的传输载体。			


Type / 型号	EVE	EVJE
Temp. Range / 温度范围	90°C、105°C	
Rated Voltage / 额定电压	600V	300V
Conductor Range / 导体范围	18AWG-500 kcmil	18AWG-12AWG
Insulation / 绝缘	TPE	
Shield / 屏蔽	Tinned Annealed Soft Copper / 镀锡退火软铜丝	
Jacket / 护套	TPE	TPE
Short circuit temp / 短路允许温度	200°C / 5 秒 s	
Min. Bending Radius / 最小弯曲半径	5×OD	
EMI / 抗干扰	Better EMI character / 良好的抗电磁干扰	
Product Characteristics / 产品特性	Resistance to cold, oil(IRM902), wearing, water,UV 耐寒、耐油 ( 矿物油 IRM 902)、耐磨、耐水、抗紫外线	
Flame Retardant / 阻燃测试	UL2556 VW-1	
UV Resistance / 耐候测试	UL2556 耐紫外线试验 UV resistance test	
Temp. Resistance / 温度性能	Cold bend test, cold impact test, heat deformation test UL2556 低温弯曲测试、低温冲击测试、热变形测试	



## UL62 Charging Cable - EVE

Part No. 型号	Style / 线材规格 芯数 × 线规 n×AWG	Conductor Construction/mm 导体结构	Insulation ODmm 绝缘外径	Jacket ODmm 护套近似外径
EVE	EVE 2×12	133/0.18	5.20	22.50
	EVE 2×10	210/0.18	5.90	23.20
	EVE 2×8	168/0.254	7.20	23.00
	EVE 2×3	1045/0.18	11.20	32.60
	EVE 2×2	1387/0.18	12.20	32.50
	EVE 2×1	1665/0.18	14.50	38.00
	EVE 2×1/0	2109/0.18	15.60	40.00
	EVE2×2/0	2701/0.18	17.00	43.60
	EVE 3×10	105/0.254	5.50	15.10
	EVE 3×8	168/0.254	7.50	23.60
	EVE 4×6	1110/0.127	8.80	31.50
	EVE 4×2	2849/0.127	12.20	41.00
	EVE 8×6	1026/0.127	9.20	48.00

Style is between 18AWG-500Kcmil, the core no. is 2 or more, could add signal wires of 30-26AWG  
规格为 18AWG-500Kcmil, 芯数 2 芯以上, 可添加 30-26AWG 信号线



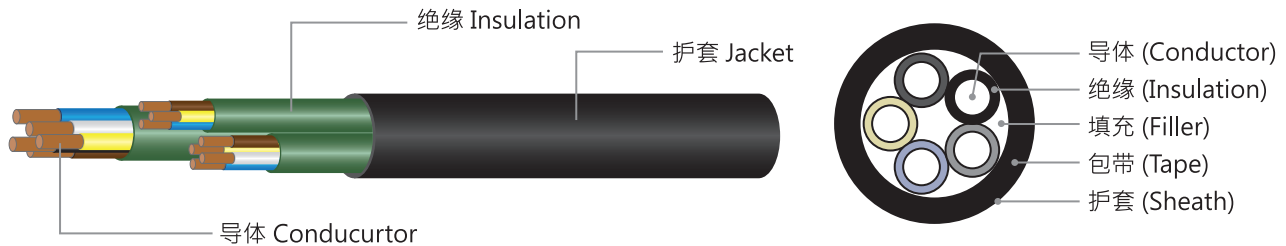

## UL62 Charging Cable - EVJE

Part No. 编号	Style / 线材规格 芯数 × 线规 n×AWG	Conductor Construction / mm 导体结构	Insulation OD mm 绝缘外径	Jacket OD mm 护套近似外径
EVJE	EVJE 2×18	16/0.254	2.80	7.20
	EVJE 2×16	26/0.254	3.10	7.80
	EVJE 2×14	41/0.254	3.50	8.60
	EVJE 2×12	65/0.254	4.00	10.40
	EVJE 3×18	16/0.254	2.80	7.70
	EVJE 3×16	26/0.254	3.10	8.30
	EVJE 3×14	41/0.254	3.50	9.20
	EVJE 3×12	65/0.254	4.00	11.00
	EVJE 4×18	16/0.254	2.80	8.50
	EVJE 4×16	26/0.254	3.10	9.20
	EVJE 4×14	41/0.254	3.50	10.20
	EVJE 4×12	65/0.254	4.00	12.10
	EVJE 5×18	16/0.254	2.80	9.20
	EVJE 5×16	26/0.254	3.10	10.00
	EVJE 5×14	41/0.254	3.50	11.90
	EVJE 5×12	65/0.254	4.00	12.10
	EVJE 6×18	16/0.254	2.80	10.10
	EVJE 6×16	26/0.254	3.10	11.80
	EVJE 6×14	41/0.254	3.50	13.00
	EVJE 6×12	65/0.254	4.00	15.20

Style is between 18AWG-500Kcmil, the core no. is 2 or more, could add signal wires of 30-26AWG  
规格为 18AWG-500Kcmil, 芯数 2 芯以上, 可添加 30-26AWG 信号线

## IEC 62893 450 / 750V AC charging cable

### IEC 62893 450 / 750V 交流充电桩电缆



Cable Construction 产品结构	
Conductor / 导体	Stranded Copper (IEC60228) / 铜绞线, 符合 IEC60228
Insulation / 绝缘	Power core : EVI-2 / 主电源线 : EVI-2 Control core : EVI-1 or EVI-2 / 控制线 : EVI-1 or EVI-2
Insulation Color / 绝缘颜色	Three Power core : Blue 、 Brown 、 Green / Yellow Four Power core : Blue 、 Brown 、 Gray 、 Green / Yellow Five Power core : Blue 、 Brown 、 Gray 、 Green / Yellow Control core : Other color 三芯主电源线 : 蓝、棕、绿注黄、 四芯主电源线 : 棕、黑、灰、绿注黄 五芯主电源线 : 蓝、棕、黑、灰、绿注黄 控制线 : 其它颜色
Sheath / 护套	EVM-1
Sheath Color / 护套颜色	Black or other colors / 黑色 · 也可定制其它颜色
Certification / 认证	

Type 型号	Spec 规格 mm <sup>2</sup>	Thickness of insulation 绝缘厚度 mm	Thickness of jacket 护套厚度 mm	Diameter 外径 mm		Conductor Resistance 20°C最大导体电阻 Ω/km
				Lower value 下限值	Upper value 上限值	
IEC 123	3×1.5	0.7	1.0	8.2	10.5	13.3
	3×2.5	0.7	1.0	9.3	11.9	7.98
	3×4	0.7	1.1	10.8	13.8	4.95
	3×6	0.7	1.2	12.3	15.7	3.3
	3×10	0.7	1.4	14.7	19.0	1.91
	3×16	0.7	1.5	17.6	22.6	1.21
	3×25	0.9	1.7	21.9	28.0	0.78
	3×35	0.9	1.9	24.7	32.9	0.554

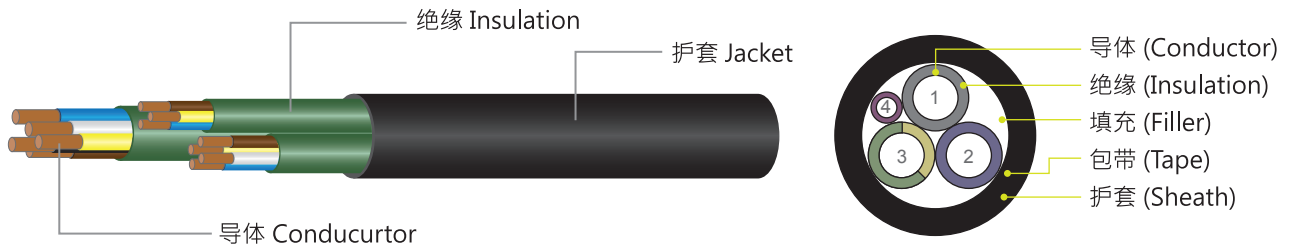

### IEC 62893 450 / 750V AC charging cable

Type 型号	Spec 规格 mm <sup>2</sup>	Thickness of insulation 绝缘厚度 mm	Thickness of jacket 护套厚度 mm	Diameter 最大外径 mm		Conductor Resistance 20°C最大导体电阻 Ω/km
IEC 123	4×2.5	0.7	1.0	10.2	13.1	7.98
	4×4	0.7	1.1	11.9	15.2	4.95
	4×6	0.7	1.2	13.5	17.3	3.3
	4×10	0.7	1.4	16.4	20.9	1.91
	4×16	0.7	1.6	19.7	25.2	1.21
	4×25	0.9	1.9	24.6	31.5	0.78
	4×45	0.9	2.1	28.9	37.0	0.554
	5×2.5	0.7	1.2	11.7	15.0	7.98
	5×4	0.7	1.3	13.5	17.3	4.95
	5×6	0.7	1.4	15.4	19.7	3.3
	5×10	0.7	1.5	18.3	23.4	1.91
	5×16	0.7	1.7	22.0	28.1	1.21
	5×25	0.9	2.0	27.5	35.2	0.78
	5×35	0.9	2.3	32.4	41.5	0.554



## IEC 62893 0.6 /1 kV AC up to and including 1.5kV DC charging cable

IEC 62893 0.6/1 kV 交流及包括 1.5kV 直流充电桩电缆



Cable Construction 产品结构	
Conductor / 导体	Stranded Copper (IEC60228) / 铜绞线, 符合 IEC60228
Insulation / 绝缘	Power core : EVI-2 / 主电源线 : EVI-2 Control core : EVI-1 or EVI-2 / 控制线 : EVI-1 or EVI-2
Insulation Color / 绝缘颜色	Two Power core : Blue 、 Brown Three Power core : Blue 、 Brown 、 Green / Yellow. Four Power core : Blue 、 Brown 、 Gray 、 Green / Yellow Control core : Other color 两芯主电源线 : 蓝、棕 三芯主电源线 : 蓝、棕、绿注黄、 四芯主电源线 : 蓝、棕、灰、绿注黄 控制线 : 其它颜色
Sheath / 护套	EVM-1
Sheath Color / 护套颜色	Black or other colors / 黑色、也可定制其它颜色

## IEC 62893 0.6/1 kV AC up to and including 1.5kV DC charging cable



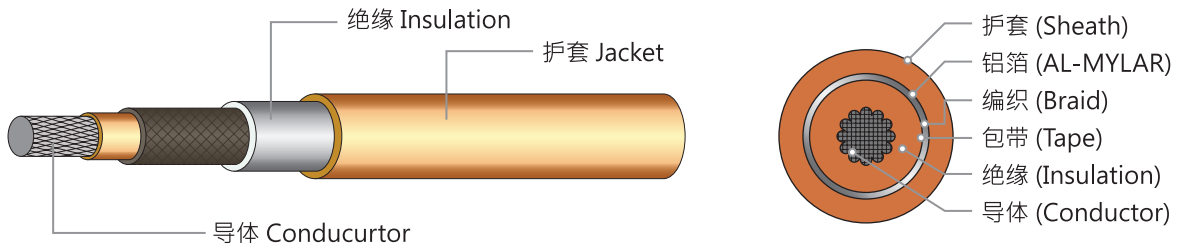
Type 型号	Spec 规格 mm <sup>2</sup>	Thickness of insulation 绝缘厚度 mm	Thickness of jacket 护套厚度 mm	Diameter 最大外径 mm	Conductor Resistance 20°C最大导体电阻 Ω/km
IEC 126	2×4	0.8	1.1	13.3	4.95
	2×6	0.8	1.2	14.8	3.3
	2×10	0.8	1.3	17.4	1.91
	2×16	0.8	1.5	20.7	1.21
	2×25	1.0	1.7	25.9	0.78
	2×35	1.0	1.9	29.7	0.554
	2×50	1.1	2.2	34.8	0.386
	2×70	1.2	2.5	40.7	0.272
	2×95	1.2	2.7	45.1	0.206

## EV on board high voltage shielded and unshielded cable

### EV 车内高压屏蔽与非屏蔽电缆 GBT25085



Unshielded 非屏蔽型



Shielded 屏蔽型

Product Construction 产品结构		Technical Data 技术参数	
Conductor 导体	Tinned or bare stranded copper 镀锡或裸铜绞线	Rated Voltage 额定电压	1500V
		Rated Temperature 温度范围	-40°C -125°C / -40°C -150°C (C 级 / Class)
Scope of Application 适用范围			
<p>EV High voltage cable, as the carrier of power transmission, are used to connect the battery with the charging part, motor or internal link with other components, The high voltage cables have a very high performance because of the harsh environment inside the Electric Vehicle</p> <p>电动汽车高压线是用于连接充电电口与电池、电池内部、电池与发动机及其他元器件。作为电力传输的载体。由于车内应用环境恶劣，电动汽车高压线有着非常高的性能要求。</p>			




Type 型号	Unshielded 非屏蔽型	Shielded 屏蔽型
Insulation 芯线绝缘	125°C TPE 或 or 125°C XLPO	
Shielding 屏蔽	/	
Jacket 外护套		
Reference standard 参考标准	GB/T2 5085/ISO6 722	
Min. bending radius 最小弯曲半径	≥5×OD	
Anti-interference 抗干扰	良好的 EMI、EMC 抗电磁干扰能力 Excellent EMI/EMC anti-electric magnetic interference	
Product Characteristics 产品特性	Halogen-free / Cold, oil resistant, excellent roughness Excellent high temperature resistant and softness, easy to install 无卤、耐寒、耐油(汽油,柴油,机油)、耐磨 具有极佳的耐高温以及柔软性,易于安装	
Flame test 阻燃测试	Pass vertical flame test, excellent flame spread resistance 通过单根垂直燃烧测试,良好的抗延燃性	
Using environment 使用环境	High voltage 1500V 适用于 1500V 高压条件	
测试条件 Test methods	Excellent low temperature performance:GB/T 25085/ISO 6722 极佳的低温韧性,低温弯曲试验: GB/T 25085/ISO 6722	

## Single unshielded cable construction / 单芯非屏蔽硅胶电缆结构

Area 截面积 mm <sup>2</sup>	Conductor 导体结构 mm	Conductor OD 导体外径 mm	Insulation OD 绝缘外径 mm	Conductor resistance 导体电阻 (20°C Ω/Km)
EV 0.5	16/0.2	0.92	2.20	37.10
EV 0.75	24/0.20	1.13	2.40	24.70
EV 1.0	32/0.2	1.31	2.50	18.50
EV 1.5	49/0.20	1.62	2.90	12.70
EV 2.0	62/0.20	1.82	3.20	9.42
EV 2.5	78/0.20	2.06	3.50	7.60
EV 3.0	95/0.20	2.25	3.70	6.15
EV 4.0	128/0.20	2.66	4.30	4.71
EV 5.0	154/0.20	3.10	4.70	3.94
EV 6.0	190/0.20	3.25	4.90	3.14
EV 10	323/0.20	4.25	6.30	1.82
EV 16	513/0.20	5.70	7.70	1.16
EV 25	798/0.20	6.70	9.30	0.743
EV 35	1121/0.20	8.00	10.60	0.527
EV 50	1596/0.20	9.50	12.50	0.368
EV 70	2257/0.20	11.50	14.50	0.259
EV 95	1887/0.254	13.50	16.70	0.196
EV 120	2368/0.254	15.60	18.80	0.153

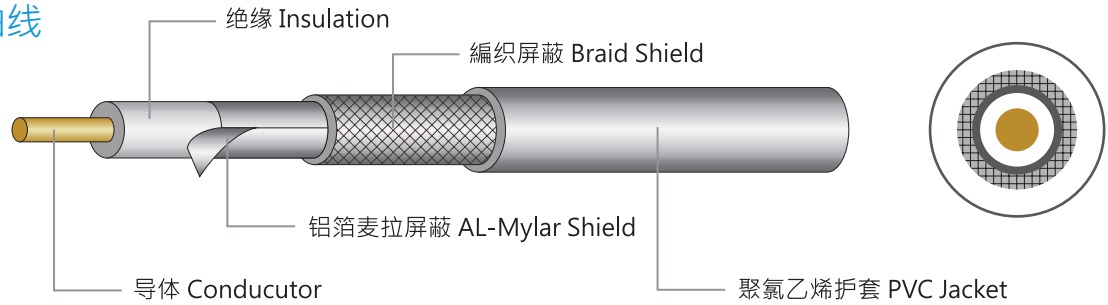
### Single unshielded cable construction / 单芯非屏蔽硅胶电缆结构

Area 截面积 mm <sup>2</sup>	Conductor 导体结构 mm	Conductor OD 导体外径 mm	Insulation OD 绝缘外径 mm	Tape 绕包	Shield 编织 n/n/mm	Tape 绕包	Jacket OD 护套外径 mm	Conductor resistance 导体电阻 (20°C Ω/Km)
EV 0.5+A+B	16/0.2	0.92	2.20	Mylar	16/5/0.10TD	AL-mylar	4.10	37.10
EV 0.75+A+B	24/0.20	1.13	2.40	Mylar	16/5/0.10TD	AL-mylar	4.30	24.70
EV 1.0+A+B	32/0.2	1.31	2.50	Mylar	16/6/0.10TD	AL-mylar	4.40	18.50
EV 1.5+A+B	49/0.20	1.62	2.90	Mylar	16/5/0.127TD	AL-mylar	5.00	12.70
EV 2.0+A+B	62/0.20	1.82	3.20	Mylar	16/5/0.127TD	AL-mylar	5.30	9.42
EV2.5+A+B	78/0.20	2.06	3.50	Mylar	16/6/0.127TD	AL-mylar	5.80	7.60
EV 3.0+A+B	95/0.20	2.25	3.70	Mylar	16/6/0.127TD	AL-mylar	6.00	6.15
EV 4.0+A+B	128/0.20	2.66	4.30	Mylar	16/6/0.1STD	AL-mylar	6.80	4.71
EV 5.0+A+B	154/0.20	3.10	4.70	Mylar	16/6/0.15TD	AL-mylar	7.20	3.94
EV 6.0+A+B	190/0.20	3.25	4.90	Mylar	16/7/0.15TD	AL-mylar	7.40	3.14
EV 10+A+B	323/0.20	4.25	6.30	/	16/8/0.15TD	AL-mylar	9.20	1.82
EV 16+A+B	513/0.20	5.70	7.70	/	24/7/0.15TD	AL-mylar	10.60	1.16
EV 25+A+B	798/0.20	6.70	9.30	/	24/9/0.15TD	AL-mylar	12.80	0.743
EV 35+A+B	1121/0.20	8.00	10.60	/	24/10/0.15TD	AL-mylar	14.10	0.527
EV 50+A+B	1596/0.20	9.50	12.50	/	24/8/0.20TD	AL-mylar	16.60	0.368
EV 70+A+B	2257/0.20	11.50	14.50	/	24/9/0.20TD	AL-mylar	18.60	0.259
EV 95+A+B	1887/0.254	13.50	16.70	/	36/7/0.20TD	AL-mylar	21.00	0.196
EV 120+A+B	2368/0.254	15.60	18.80	/	36/8/0.20TD	AL-mylar	23.10	0.153




## 302-4 Automobile Coaxial Cable

### 302-4 汽车同轴线



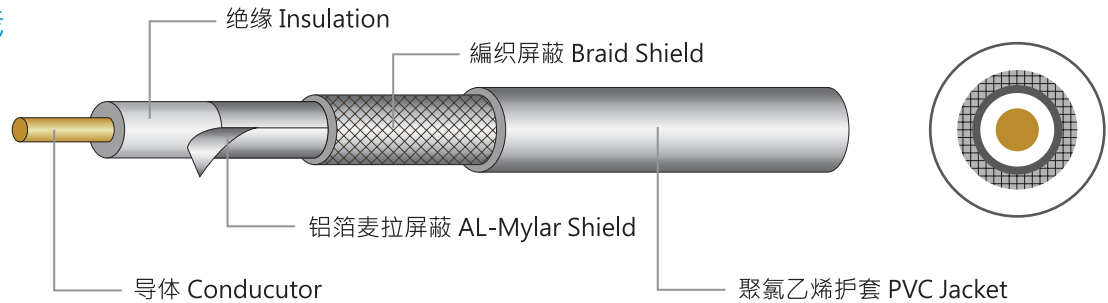
结构简述 Product		电性能参数 Electric Characters	
Conductor 导线	DIN EN 裸铜多股绞线, 符合 13602 : 2013-09	Rated Voltage 工作电压	DC 60V max.
Insulation 绝缘	Foam PE 发泡聚烯烃	Conductor Resistance 导体电阻	/
Insulation color 绝缘颜色	Natural 本色	Capacitance 电容 (1kHz)	94 pF/mm ax.
Shield 屏蔽	Double Side Al-Mylar 双面铝箔麦拉	Characteristic Impedance 特性阻抗	50±3Ω
Braid 编织	Tinned copper 镀锡铜单支线	(GHz)Frequency 频率	0.1、0.2、0.4、0.8、1.2、1.8、2.0、2.2、2.5
Jacket 护套	PVC 聚氯乙烯	Attenuation 衰减 (dB/100m)	17.9、21.1、30.3、43.7、53.6、66.3、70.5、74、79.7
Jacket Color 护套颜色	Black or other colors 黑, 也可定制其它颜色	Frequency 频率 (GHz)	2.8、3.0、3.5、4.0、4.5、5.0、5.5、5.6、6
		Attenuation 衰减 (dB/100m)	84.4、88.1、96.6、104.2、112.3、20.4、127.8、129.3、134.9
Mechanical Characters 机械性能参数		Environmen Characters 环境性能参数	
Cable Bending Radius 线缆弯曲半径	Single 5xd 单根; Multi 15xd 多根	Rated Temp 使用温度	-40~105°C
Jacket Elongation 护套伸长率	≥100%	Application 适用范围	Coaxial cable used for the static and dynamic installation of automobile comfortable systems 用于静态和动态安装的汽车舒适系统的同轴电缆
Jacket Tensile Strength 护套抗张强度	≥10.5Mp		

Conductor 导体		Insulation 绝缘			Shield 屏蔽		Braid 编织		Jacket 外被		
Size 线规 AWG	No. 线数 / 线径 No. / mm	Material 材料	Thick. 厚度 mm	Dia. 直径 mm	Material 材料	Coverage 遮蔽率 %	Construction 结构 mm	Coverage 遮蔽率 %	Material 材料	Thick. 厚度 mm	Dia. 直径 mm
22	7/0.254	Foam-PE	0.63	2.05	AL-Mylar-AL	≥100	16/7/0.10	≥90	PVC	0.35	3.30



## 462 Automobile Coaxial Cable


### 462 汽车同轴线



结构简述 Product		电性能参数 Electric Characters	
Conductor 导线	Copper-clad steel wire of 40% electric conductivity 40% 导电率裸铜包钢绞线	Rated Voltage 工作电压	DC 60V max.
Insulation 绝缘	XLPE 交联聚烯烃	Conductor Resistance 导体电阻	max 317(Ω/km).
Insulation color 绝缘颜色	Natural 本色	Capacitance 电容 (1kHz)	106 pF/m max.
Shield 屏蔽	Double Side Al-Mylar 双面铝箔麦拉	Characteristic Impedance 特性阻抗	50±3Ω
Braid 编织	Tinned copper 镀锡铜单支线	(GHz)Frequency 频率	0.1、0.2、0.4、0.8、1.2、1.8、2.0、2.2、2.5
Jacket 护套	PVC 聚氯乙烯	Attenuation 衰减 (dB/100m)	27.6、38.6、53.2、78.6、97.3、121.0、128.6、136.8、147.4
Jacket Color 护套颜色	Black or other colors 黑,也可定制其它颜色	Frequency 频率 (GHz)	2.8、3.0、3.5、4.0、4.5、5.0、5.5、5.6、6.0
		Attenuation 衰减 (dB/100m)	156.7、161.7、175、187、201、213.0、226.0、238.6
Mechanical Characters 机械性能参数		Environmen Characters 环境性能参数	
Cable Bending Radius 线缆弯曲半径	Single 5xd 单根; Multi 15xd 多根	Rated Temp 使用温度	-40~105°C
Jacket Elongation 护套伸长率	≥100%	Application 适用范围	Coaxial cable used for the static and dynamic installation of automobile comfortable systems 用于静态和动态安装的汽车舒适系统的同轴电缆
Jacket Tensile Strength 护套抗张强度	≥10.5Mp		

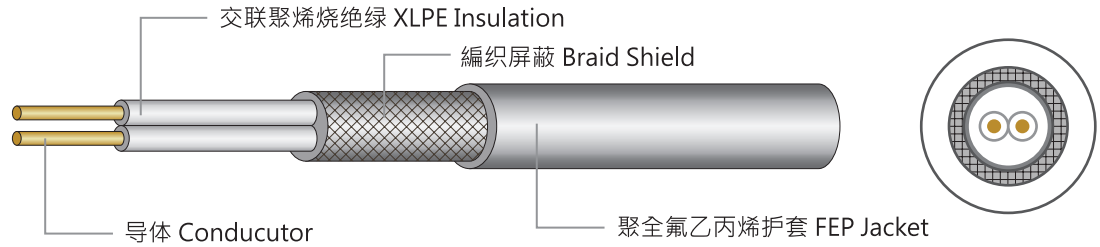
Conductor 导体		Insulation 绝缘			Shield 屏蔽		Braid 编织		Jacket 外被		
Size 线规 AWG	No. 线数 / 线径 No. / mm	Material 材料	Thick. 厚度 mm	Dia. 直径 mm	Material 材料	Coverage 遮蔽率 %	Construction 结构 mm	Coverage 遮蔽率 %	Material 材料	Thick. 厚度 mm	Dia. 直径 mm
26	7/0.16	XLPE	0.48	1.52	AL-Mylar-AL	≥100	16/4/0.10	≥80	PVC	0.32	2.80





## 647-4 Automobile Network Cable

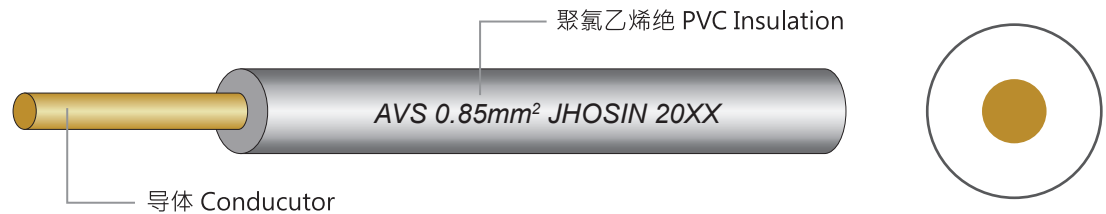
### 647-4 汽车网线



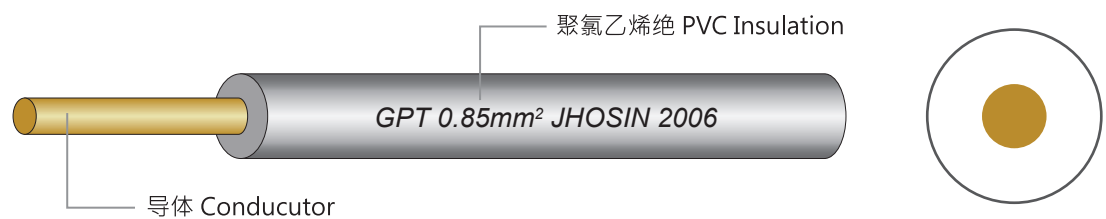
结构简述 Product		电性能参数 Electric Characters	
Conductor 导线	Stranded Copper 铜绞合线	Rated Voltage 工作电压	DC 60V max.
Insulation 绝缘	XLPE 交联聚烯烃	Conductor Resistance 导体电阻	max 180(Ω/km).
Insulation color 绝缘颜色	Natural 本色	Characteristic Impedance 特性阻抗	100±5Ω
Shield 屏蔽	Natural XLPE 本色交联聚烯烃	(GHz)Frequency 频率	1、10、100、600
Braid 编织	Double side Al-mylar 双面铝箔麦拉	Attenuation 衰减 (dB/100m)	0.039、0.114、0.369、0.958
Jacket 护套	Tinned Copper 镀锡铜单支线	Frequency 频率 (GHz)	1、10、40、130、400、600
Jacket Color 护套颜色	PVC 聚氯乙烯	Return Loss(dB) 回损	22、22、19、19、14、14
		Shield Attenuation 30MHz~600MHz 屏蔽衰减	min 50dB
Mechanical Characters 机械性能参数		Environmen Characters 环境性能参数	
Cable Bending Radius 线缆弯曲半径	Single 5xd 单根 ; Multi 15xd 多根	Rated Temp 使用温度	-40~105°C
Jacket Elongation 护套伸长率	≥100%	Application 适用范围	Network cable used for the static anddynamic installation of automobilecomfortable systems 用于静态和动态安装的汽车舒适系统的网络电缆
Jacket Tensile Strength 护套抗张强度	≥10.5Mp		

Conductor 导体		Insulation 绝缘			Inner Jacket 中被			Shield 屏蔽		Braid 编织		Jacket 外被		
Size 线规 AWG	No. 线数 / 线径 No. / mm	Material 材料	Thick. 厚度 mm	Dia. 直径 mm	Material 材料	Thick. 厚度 mm	Dia. 直径 mm	Material 材料	Coverage 遮蔽率 %	Construction 结构 mm	Coverage 遮蔽率 %	Material 材料	Thick. 厚度 mm	Dia. 直径 mm

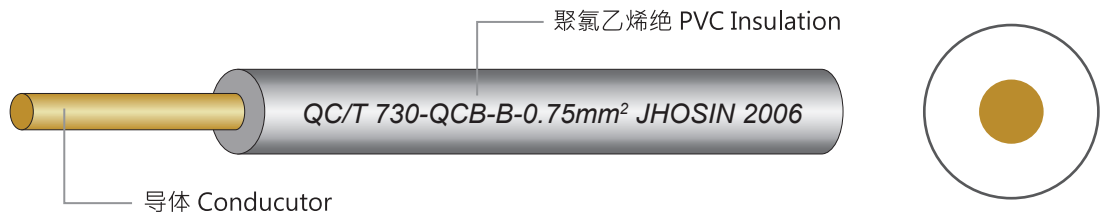

## Automotive Wire 汽车线



Style 型号	Size 导体规格范围	Insulation ave. thickness 绝缘平均厚度 (mm)	Application 应用
AV	0.5-8mm <sup>2</sup>	0.6-0.9	Used in automotive wiring harness 用于汽车线束
AVS	0.3-5mm <sup>2</sup>	0.5-0.7	
AVSS	0.3-2mm <sup>2</sup>	0.3-0.4	



Style 型号	Size 导体规格范围	Insulation ave. thickness 绝缘平均厚度 (mm)	Application 应用
GPT	30-8AWG	0.58-0.94	Used in automotive wiring harness 用于汽车线束
TWP	24-8AWG	0.4-0.55	



Style 型号	Size 面积	Conductor 导体	Insulation 绝缘		Conductor Resistance at 20°C Max 最大导体直流电阻
		线数 / 线径	Nom Thick (厚度)	Nom Dia (直径)	
	mm <sup>2</sup>	No./mm	mm	mm	Ω/km
QCB-B	0.13	7/0.16	0.20	0.95	136
	0.22	7/0.21	0.20	1.05	84.4
	0.35	12/0.21	0.20	1.20	54.4
	0.50	19/0.19	0.20	1.40	37.1
	0.75	19/0.23	0.20	1.60	24.7
	1.00	19/0.26	0.20	1.75	18.5
	1.50	19/0.32	0.20	2.10	12.7
	2.00	65/0.20	0.25	2.40	9.42
	2.50	50/0.26	0.25	2.70	7.60





**WELL SHIN TECHNOLOGY CO., LTD.**

[www.wellshin.com.tw](http://www.wellshin.com.tw)



### **Kun Shan Plant**

維爾斯電子(昆山)有限公司

Well Shin Electronic (Kun Shan) Co., Ltd.

江蘇省昆山市錦溪鎮昆開路389號

No.389, Kun Kai Rd., Jin Xi Town, Kun Shan City,  
Jiang Su 215324, China

Tel : 86-512-5722-9101 Fax : 86-512-5722-9105



### **Headquarter Taipei**

維熹科技股份有限公司

Well Shin Technology Co., Ltd.

114 臺北市內湖區新湖三路196號

No.196, Xinghu 3rd Rd., Neihu District,  
Taipei City 114, Taiwan

Tel : 886-2-2791-1119 Fax : 886-2-2791-9901



### **Kentucky Plant**

美國肯塔基廠

Factory : Kentucky, USA

1801 Trane Way Louisville, KY 40299, USA

Tel : 1-414-482-0800 Fax : 1-414-482-0220



### **Dongguan Plant**

東莞維升電子製品有限公司

Dongguan Well Shin Electronic Products Co., Ltd.

廣東省東莞市黃江鎮長龍管理區

Chang Long Control Dist., Hwang Jiang Cheng,  
Dongguan City, Guandong 523766, China

Tel : 86-769-8362-2694 Fax : 86-769-8362-2714



### **Taiwan Plant**

台灣工廠

Taiwan Plant

彰化縣福興鄉麥厝村沿海路一段1號

No.1, Sec. 1, Yanhai Rd., Fuxing Township,  
Changhua County 506, Taiwan

Tel : 886-4-770-3081 Fax : 886-4-770-3080