



WIRE and CABLE

PVC



PVC Wire & Cable PVC 電線和電纜

A. U.S. and Canadian 美國 & 加拿大規格

A01. SVT,SVTO,SVTOO 電線	10.1
A02. SJT, SJTW,SJTO,SJTOO,SJTOW,SJTOOW 電線	10.2
A03. ST, STW,STO,STOO,STOW,STOOW 電線	10.3
A04. SPT-1,SPT-2,SPT-3,SPT-1W,SPT-2W 電線	10.4
A05. NISPT-1,NISPT-2 電線	10.5
A06. SRDT 電線	10.6

B. U.S. and Canadian AWM 美國加拿大規格電子線

B01. UL 1007 電線	10.7
B02. UL 1011 電線	10.8
B03. UL 1013 電線	10.9
B04. UL 1015 電線	10.10
B05. UL 1028 電線	10.11
B06. UL 1056 電線	10.12
B07. UL 1061 電線	10.13
B08. UL 1071 同軸電纜	10.14
B09. UL 1095 電線	10.15
B10. UL 1107 電線	10.16
B11. UL 1113 電線	10.17
B12. UL 1120 電線	10.18
B13. UL 1150 電線	10.19
B14. UL 1185 電線	10.20
B15. UL 1195 電線	10.21
B16. UL 1208 電線	10.22
B17. UL 1230 電線	10.23
B18. UL 1275 電線	10.24
B19. UL 1316 電線	10.25
B20. UL 1317 電線	10.26
B21. UL 1318 電線	10.27

B22. UL 1319	電線	10.28
B23. UL 1345	電線	10.29
B24. UL 1354	同軸電纜	10.30
B25. UL 1365	電纜	10.31
B26. UL 1436	電纜	10.32
B27. UL 1478	電線	10.33
B28. UL 1489	電線	10.34
B29. UL 1503	電線	10.35
B30. UL 1509	電線	10.36
B31. UL 1519	電線	10.37
B32. UL 1533	電線	10.38
B33. UL 1569	電線	10.39
B34. UL 1571	電纜	10.40
B35. UL 1617	電線	10.41
B36. UL 1618	電線	10.42
B35. UL 1631	同軸電纜	10.43
B36. UL 1663	電纜	10.44
B37. UL 1777	電纜	10.45
B38. UL 1792	同軸電纜	10.46
B39. UL 1841	電線	10.47
B40. UL 1910	電線	10.48
B41. UL 1916	電線	10.49
B42. UL 2092	電纜	10.50
B43. UL 2094	電線	10.51
B44. UL 2095	電纜	10.52
B45. UL 2096	電線	10.53
B46. UL 2097	電線	10.54
B47. UL 2331	電纜	10.55
B48. UL 2448	電纜	10.56
B49. UL 2461	電線	10.57
B50. UL 2463	電纜	10.58
B51. UL 2464	Computer Cable 雙層遮蔽電腦線	10.59



B51. UL 2464 Computer Cable 單層遮蔽電腦線	10.60
B52. UL 2468 電纜	10.61
B53. UL 2474 電纜	10.62
B54. UL 2490 電纜	10.63
B55. UL 2493 電線	10.64
B56. UL 2501 電纜	10.65
B57. UL 2502 電纜	10.66
B58. UL 2517 電線	10.67
B59. UL 2547 電線	10.68
B60. UL 2552 電纜	10.69
B61. UL 2555 電纜	10.70
B62. UL 2569 電纜	10.71
B63. UL 2586 電纜	10.72
B64. UL 2733 電線	10.73
B65. UL 2877 電纜	10.74
B66. UL 2919 電線	10.75
B67. UL 20288 電纜.....	10.76
B09 . UL 3173 電線.....	10.77
B10 . UL 3195 電線	10.78
B11 . UL 3196 電線.....	10.79
B12 . UL 3199 電線	10.80
B13 . UL 3321 電線.....	10.81
B68. TW, THW, THW-2, THHW 電線	10.82
B69. THHN, THWN, THWN-2 電纜	10.83

C. European 歐洲規格

C01. H03VH-H 電線	10.84
C02. H03VV-F 電線	10.85
C03. H03VVH2-F 電線	10.86
C04. H05VV-F 電線	10.87
C05. H05VVH2-F 電線	10.88

C06. H05V2V2-F 電線	10.89
-------------------------	-------

D. Chinese 中國規格

D01. 60227 IEC 52 (RVV) 電線	10.90
----------------------------------	-------

D02. 60227 IEC 53 (RVV) 電線	10.91
----------------------------------	-------

E. Japanese 日本規格

E01. VFF, HVFF 電線	10.92
-------------------------	-------

E02. VCTF, HVCTF 電線	10.93
---------------------------	-------

E03. VCTFK, HVCTFK 電線	10.94
-----------------------------	-------

E04. VCT 電線	10.95
-------------------	-------

F. Taiwanese 台灣規格

F01. VFF, HVFF 電線	10.96
-------------------------	-------

F02. VCTF, HVCTF 電線	10.97
---------------------------	-------

F03. VCTFK, HVCTFK 電線	10.98
-----------------------------	-------

F04. VCT 電線	10.99
-------------------	-------

G. Korean 韓國規格

G01. VCTF, HVCTF 電線	10.100
---------------------------	--------

G02. VCTFK, HVCTFK 電線	10.101
-----------------------------	--------

H. Australian 澳洲規格

H01. 250/440V PVC 圓線	10.102
----------------------------	--------

H02. 250/440V PVC 扁線	10.103
----------------------------	--------

H03. 250/250V PVC 圓線	10.104
----------------------------	--------

TECHNICAL INFORMATION	10.105
-----------------------------	--------

技術資料	10.105
------------	--------

Copyright © 2009 by Well Shin Technology Co.,Ltd. All rights reserved. None of the information provided here may be used, duplicated, reproduced, either partially or completely, without prior permission of Well Shin.

本公司之目錄享有法律著作權，未經授權不得摘編、拷貝、使用。

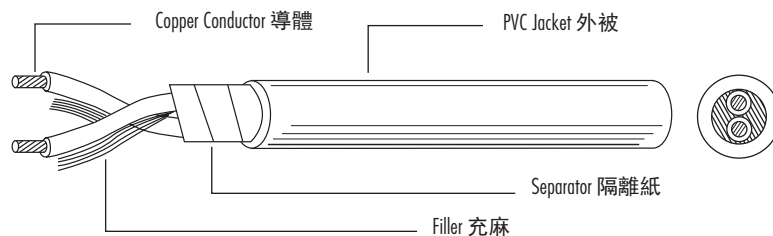
Information provided here may consist of uncertainty, Well Shin reserves the right to revise or explain all the time.

目錄中資料可能因疏失而存在錯誤，本公司保留隨時修正或解釋的權利。



PVC Flexible Cord

- APPROVAL:  
- CONSTRUCTION :



GENERAL DATA :

TYPE 型號	CONDUCTOR (導體)		INSULATION THICKNESS 絕緣厚度 (mm)	JACKET THICKNESS 外被厚度 (mm)	OVERALL DIAMETER 完成外徑 ±0.1 (mm)
	SIZE 規格	NO./mm 線數 / 線徑			
SVT SVTO SVT00	18AWG/2C	41/0.160	0.38	0.76	6.0
	18AWG/3G	41/0.160	0.38	0.76	6.3
	17AWG/2C	52/0.160	0.38	0.76	6.1
	17AWG/3G	52/0.160	0.38	0.76	6.4
	16AWG/2C	50/0.180	0.38	0.76	6.3
	16AWG/3G	50/0.180	0.38	0.76	6.9

Note: Number of circuit conductors 2-3, AWG size of circuit conductors 18-16.
Due to O.D. tolerance, The above information is only for reference.

DESCRIPTION :

Standard: UL 62 Table 6.11 Non-oil-resistant vacuum-cleaner cords.
UL 62 Table 6.10 Oil-resistant vacuum-cleaner cords.

標準：UL62 表 6.11 非耐油真空吸塵器用軟線
UL 62 表 6.10 耐油真空吸塵器用軟線

Maximum voltage: 300V.

最大電壓：300V。

Rated temperature: 60°C .

額定溫度：60°C。

Conductors material: Soft-annealed copper(7.1 and 7.2).

導體材質：退火軟銅 (7.1 and 7.2)。

Core wire and jacket material: PVC(60°C ,75°C ,90°C ,105°C).

芯線及外被材質：PVC(60°C ,75°C ,90°C ,105°C)。

The above cords can all be filled with yarn, paper and wrapped braids.

以上線材均可制作成充麻、包紙、纏繞編織。

10.1

APPLICATION :

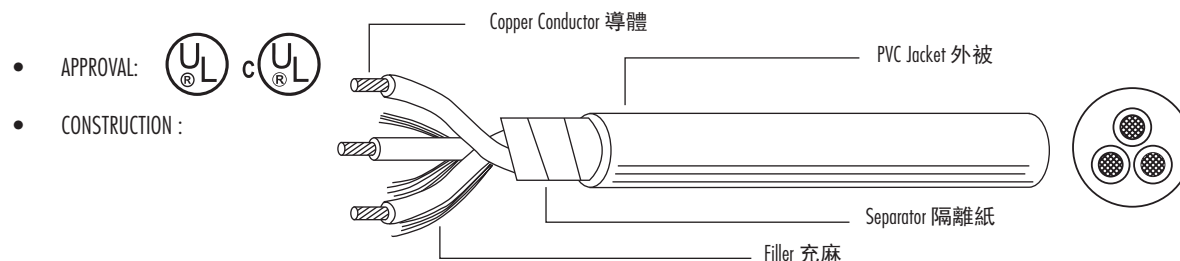
Power Supply Cord for Vacuum Cleaners, Printers.

真空吸塵器及列印機用電線。





PVC Flexible Cord



• GENERAL DATA :

TYPE 型號	CONDUCTOR (導體)		INSULATION THICKNESS 絕緣厚度 (mm)	JACKET THICKNESS 外被厚度 (mm)	OVERALL DIAMETER 完成外徑 ±0.15(mm)
	SIZE 規格	NO./mm 線數 / 線徑			
SJT SJTW SJTO SJTOO SJTOW SJTOOW	18AWG/2C	41/0.160	0.76	0.76	7.40
	18AWG/3G	41/0.160	0.76	0.76	7.90
	18AWG/4G	41/0.160	0.76	0.76	8.50
	18AWG/5G	41/0.160	0.76	0.76	9.3
	16AWG/2C	26/0.254	0.76	0.76	7.90
	16AWG/3G	26/0.254	0.76	0.76	8.50
	16AWG/4G	26/0.254	0.76	0.76	9.30
	16AWG/5G	26/0.254	0.76	0.76	10.80
	14AWG/2C	41/0.254	0.76	0.76	8.8
	14AWG/3G	41/0.254	0.76	0.76	9.3
	14AWG/4G	41/0.254	0.76	0.76	10.50
	14AWG/5G	41/0.254	0.76	0.76	11.50
	12AWG/2C	65/0.254	0.76	1.14	10.5
	12AWG/3G	65/0.254	0.76	1.14	10.8
	12AWG/4G	65/0.254	0.76	1.14	12.5
	12AWG/5G	65/0.254	0.76	1.14	15.5
	10AWG/2C	41/0.405	1.14	1.52	14.0
	10AWG/3G	41/0.405	1.14	1.52	14.7
	10AWG/4G	41/0.405	1.14	1.52	15.5

Note: Number of circuit conductors 2-5, AWG size of circuit conductors 18-10.

Due to O.D. tolerance, The above information is only for reference.

• DESCRIPTION :

Standard: UL 62 Table 6.13 Non-oil-resistant hard-service cords.

UL 62 Table 6.12 Oil-resistant hard-service cords.

Maximum voltage: 300V. Rated temperature: 60°C .

Conductors material: Soft-annealed copper(7.1 and 7.2).

Core wire and jacket material: PVC(60°C ,75°C ,90°C ,105°C).

The above cords can all be filled with yarn, paper and wrapped braids.

標準：UL62 表 6.13 非耐油重載供電用軟線。

UL62 表 6.12 耐油重載供電用軟線。

最大電壓：300V, 額定溫度：60°C。

導體材質：退火軟銅 (7.1 and 7.2)。

芯線及外被材質：PVC(60°C ,75°C ,90°C ,105°C)。

以上線材均可制作成充麻、包紙、纏繞編織。

• APPLICATION :

Power supply cord for electrical appliances

電器產品用電線。






PVC Flexible Cord

• APPROVAL:  

• CONSTRUCTION :

• GENERAL DATA :



TYPE 型號	CONDUCTOR (導體)		INSULATION THICKNESS 絕緣厚度 (mm)	JACKET THICKNESS 外被厚度 (mm)	OVERALL DIAMETER 完成外徑 ±0.2(mm)
	SIZE 規格	NO./mm 線數 / 線徑			
ST STW STO ST00 STOW ST00W	18AWG/2C	41/0.16	0.76	1.52	8.9
	16AWG/2C	26/0.254	0.76	1.52	9.6
	14AWG/2C	41/0.254	1.14	2.03	13.0
	12AWG/2C	65/0.254	1.14	2.41	14.7
	10AWG/2C	41/0.405	1.14	2.41	16.5
	8AWG/2C	65/0.405	1.52	2.79	20.0
	6AWG/2C	105/0.405	1.52	3.18	24.5
	4AWG/2C	165/0.405	1.52	3.56	28.6
	2AWG/2C	32/1.21	1.52	3.94	33.0
	18AWG/3G	41/0.16	0.76	1.52	9.3
	16AWG/3G	26/0.254	0.76	1.52	10.1
	14AWG/3G	41/0.254	1.14	2.03	13.7
	12AWG/3G	65/0.254	1.14	2.41	15.5
	10AWG/3G	41/0.405	1.14	2.41	17.0
	8AWG/3G	65/0.405	1.52	2.79	21.5
	6AWG/3G	105/0.405	1.52	3.18	25.3
	4AWG/3G	165/0.405	1.52	3.56	30.6
	2AWG/3G	32/1.21	1.52	3.94	35.6
	18AWG/4G	41/0.16	0.76	1.52	10.3
	16AWG/4G	26/0.254	0.76	1.52	10.9
	14AWG/4G	41/0.254	1.14	2.03	14.8
	12AWG/4G	65/0.254	1.14	2.41	16.8
	10AWG/4G	41/0.405	1.14	2.41	18.2
	8AWG/4G	65/0.405	1.52	3.18	24.5
	6AWG/4G	105/0.405	1.52	3.56	27.5
	4AWG/4G	165/0.405	1.52	3.56	32.3
	2AWG/4G	32/1.21	1.52	4.32	37.4

Note: Number of circuit conductors 2 Or More, AWG size of circuit conductors 18-2.

Due to O.D. tolerance, The above information is only for reference.

• DESCRIPTION :

Standard: UL 62 Table 6.15 Non-oil-Resistant Extra-Hard-Service Cords.

UL 62 Table 6.14 Oil-Resistant Extra-Hard-Service Cords.

Maximum voltage: 600V. Rated temperature: 60°C .

Conductors material: Soft-annealed copper (7.1 and 7.2).

Core wire and jacket material: PVC (60°C , 75°C , 90°C , 105°C).

The above cords can all be filled with yarn, paper and wrapped braids.

標準: UL62 表 6.15 非耐油超重載供電用軟線

UL62 表 6.14 耐油超重載供電用軟線

最大電壓: 600V, 額定溫度: 60°C

導體材質: 退火軟銅 (7.1 and 7.2)

芯線及外被材質: PVC (60°C , 75°C , 90°C , 105°C)

以上線材均可制作成充麻、包紙、纏繞編織

• APPLICATION :

Hard Service Cord for Motor Operated Tools.

馬達操作的工具電線。




PVC Flexible Cord

• APPROVAL: c

• CONSTRUCTION :

• GENERAL DATA :



TYPE 型號	CONDUCTOR (導體)		INSULATION THICKNESS 絕緣厚度 (mm)	JACKET THICKNESS 外被厚度 (mm)	OVERALL DIAMETER 完成外徑 ±0.15(mm)
	SIZE 規格	NO./mm 線數 / 線徑			
SPT-1	18AWG/2C	41/0.160	—	0.76	2.7*5.4
SPT-1W	18AWG/3G	41/0.160	0.38	0.76	2.9*7.3
SPT-2 SPT-2W	18AWG/2C	41/0.160	0.38	1.14	3.4*6.8
	18AWG/3G	41/0.160		1.14	3.5*8.6
	16AWG/2C	65/0.160		1.14	3.8*7.6
	16AWG/3G	65/0.160		1.14	4.0*9.6
SPT-3	18AWG/2C	41/0.160	—	1.52	4.4*8.5
	18AWG/3G	41/0.160	0.38	1.52	4.5*10.5
	16AWG/2C	65/0.160	0.38	1.52	4.5*9.0
	16AWG/3G	65/0.160		1.52	4.7*11.0
	14AWG/2C	41/0.254		2.03	6.0*11.3
	14AWG/3G	41/0.254		2.03	6.2*13.3
	12AWG/2C	65/0.254	0.38	2.41	6.8*13.2
	12AWG/3G	65/0.254		2.41	7.4*16.5
	10AWG/2C	104/0.254		2.79	8.2*16.5
	10AWG/3G	104/0.254		2.79	9.1*18.8

Note: As for the types SPT-1 and SPT-2, the number of circuit conductors is 2 or 3; As for the types SPT-1W, SPT-2W and SPT-3, the number of circuit conductors is 2; As for the types SPT-1 and SPT-1W, the AWG sizes of circuit conductors are 20-18; As for the types SPT-2 and SPT-2W, the AWG sizes of circuit conductors are 18 and 16; As for the type SPT-3, the AWG sizes of circuit conductors are 18-10.

Due to O.D. tolerance, The above information is only for reference.

• DESCRIPTION :

Standard: UL 62 Table 6.9 Integral thermoplastic parallel cords.

標準：UL62 表 6.9。

Maximum voltage: 300V.

最大電壓：300V。

Rated temperature: The type SPT-1, SPT-2, SPT-3 60°C ;
SPT-1W, SPT-2W 105°C .

額定溫度：SPT-1, SPT-2, SPT-3 60°C ;
SPT-1W, SPT-2W 105°C。

Conductors material: Soft-annealed copper (7.1 and 7.2).

導體材質：退火軟銅 (7.1 and 7.2)。

Insulation material: PVC(60°C ,75°C ,90°C ,105°C) .

絕緣材質：PVC(60°C ,75°C ,90°C ,105°C)。

Braidless parallel cords. Passed UL VW-1 flame test.

無遮蔽型平行線，通過垂直耐燃試驗。

Colors available with black, brown, white, ivory clear gold.

可採用之顏色：黑、棕、白、象牙色、純金色。

• APPLICATION :

SPT-1(W) & SPT-2(W): For use in household clocks, fans, radios and similar appliances.

SPT-1(W) & SPT-2(W): 應用於家用時鐘、電扇、收音機及相關電器產品。

SPT-2(W) is of heavier construction than SPT-1(W).

SPT-2(W) 負載狀況較 SPT-1(W) 優越。

SPT-3: For heavy-duty use in damp locations, especially suitable for refrigerators and room size air conditioners.

SPT-3: 重負載線，使用於易受潮處，尤其適合於冰箱、空調之電源線。

The W in the type letters indicates that suitable for outdoor.

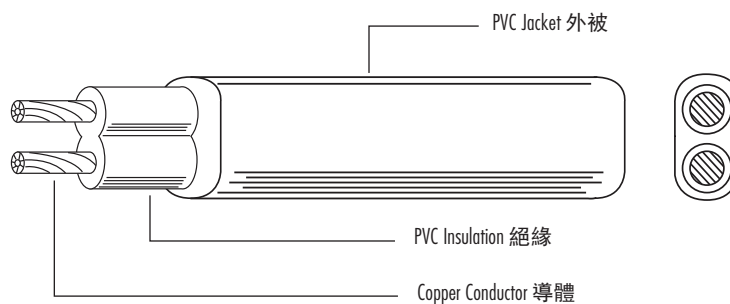
W 表示可用於戶外，具耐候性。



PVC Flexible Cord

• APPROVAL: 

• CONSTRUCTION :



• GENERAL DATA :

TYPE 型號	CONDUCTOR (導體)		INSULATION THICKNESS 絕緣厚度 (mm)	JACKET THICKNESS 外被厚度 (mm)	OVERALL DIAMETER 完成外徑 ±0.1(mm)
	SIZE 規格	NO./mm 線數 / 線徑			
NISPT-1	20AWG/2C	21/0.18	0.38	0.38	2.8*5.3
	18AWG/2C	41/0.16	0.38	0.38	3.0*5.6
NISPT-2	18AWG/2C	41/0.16	0.76	0.38	3.7*7.3
	16AWG/2C	50/0.18	0.76	0.38	4.0*7.6

Note: 1. NISPT-1: Number of circuit conductors 2 or 3, AWG size of circuit conductors 20-18.
2. NISPT-2: Number of circuit conductors 2 or 3, AWG size of circuit conductors 18-16.
Due to O.D. tolerance, The above information is only for reference.

• DESCRIPTION :

Standard: UL 62 Table 6.9A Non-integral thermoplastic parallel cords.

標準: UL62 表 6.9A Non-integral thermoplastic parallel cords.

Maximum voltage: 300V.

最大電壓: 300V。

Rated temperature: 60°C .

額定溫度: 60°C。

Conductors material: Soft-annealed copper(7.1 and 7.2).

導體材質: 退火軟銅 (7.1 and 7.2)。

Insulation material: PVC(60°C ,75°C ,90°C ,105°C)

絕緣材質: PVC(60°C ,75°C ,90°C ,105°C)

Jacket material: PVC(60°C ,75°C ,90°C ,105°C)

外被材質: PVC(60°C ,75°C ,90°C ,105°C)


10.5

• APPLICATION :

Light Duty Cord for Pendant or Portable Use.

輕便電器用電線。

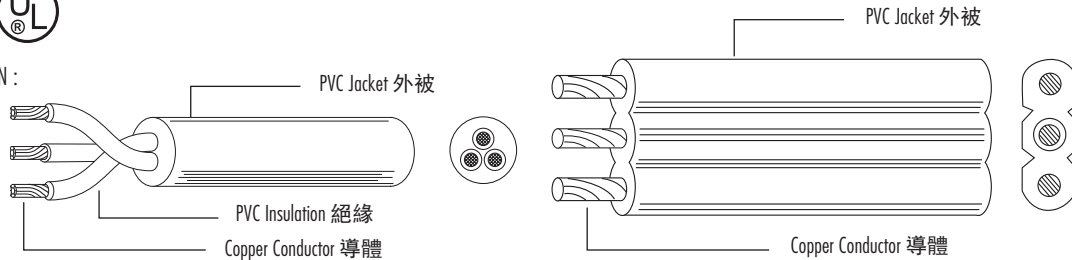




PVC Flexible Cord

- APPROVAL:

- CONSTRUCTION :



- GENERAL DATA :

TYPE 型號	CONDUCTOR (導體)		INSULATION THICKNESS 絕緣厚度 (mm)	JACKET THICKNESS 外被厚度 (mm)	OVERALL DIAMETER 完成外徑 ±0.2(mm)
	SIZE 規格	NO./mm 線數 / 線徑			
SRDT	10AWG/2C	41/0.405	1.14	1.52	13.8
	10AWG/3C	41/0.405	1.14	1.52	14.6
	10AWG/4C	41/0.405	1.14	1.52	15.50
	8AWG/2C	65/0.405	1.14	1.52	15.50
	8AWG/3C	65/0.405	1.14	1.52	16.50
	8AWG/4C	65/0.405	1.14	1.52	17.50
	6AWG/2C	105/0.405	1.14	1.52	17.50
	6AWG/3C	105/0.405	1.14	1.52	18.50
	6AWG/4C	105/0.405	1.14	1.52	20.5
	4AWG/2C	165/0.405	1.14	1.52	20.00
	4AWG/3C	165/0.405	1.14	1.52	21.00
	4AWG/4C	165/0.405	1.14	1.52	22.50
SRDT (Flat cord)	10AWG/3C	41/0.405	0	2.54	8.3*20.5
	8AWG/3C	65/0.405	0	2.54	9.2*21.6
	6AWG/3C	105/0.405	0	2.54	10.2*26.3
	4AWG/3C	165/0.405	0	2.54	11.4*29.9
	8AWG/2C+10AWG/1C	65/0.405, 41/0.405	0	2.54	9.0*21.5
	6AWG/2C+8AWG/1C	105/0.405, 65/0.405	0	2.54	10.2*25.3
	4AWG/2C+6AWG/1C	165/0.405, 105/0.405	0	2.54	11.4*28.9

Note: Number of circuit conductors 2-4, AWG size of circuit conductors 10-4.

Due to O.D. tolerance, The above information is only for reference.

- DESCRIPTION :

Standard: UL 62 Table 6.18 Range and dryer cables.

Maximum voltage: 300V. Rated temperature: 60°C .

Conductors material: Soft-annealed copper(7.1 and 7.2).

Core wire and jacket material: PVC(60°C ,90°C).

The above cords can all be filled with yarn, paper and wrapped braids.

標準：UL62 表 6.18 烤箱和乾燥機用電纜。

最大電壓：300V，額定溫度：60°C。

導體材質：退火軟銅（7.1 和 7.2）。

芯線及外被材質：PVC(60°C ,90°C)。

以上線材均可制作成充麻、包紙、纏繞編織。

- APPLICATION :

For range and dryer.

乾衣機用電線。






PVC Insulated Wire

• APPROVAL:  c 

• CONSTRUCTION :



• GENERAL DATA :

TYPE 型號	CONDUCTOR (導體)		INSULATION THICKNESS 絕緣厚度 (mm)	JACKET THICKNESS 外被厚度 (mm)	OVERALL DIAMETER 完成外徑 ±0.1(mm)
	SIZE 規格 (AWG)	NO./mm 線數 / 線徑			
UL 1007 CSA TR-64	32	1/0.203	0.38	—	1.10
	30	1/0.254 7/0.10	0.38	—	1.15 1.20
	28	1/0.32 7/0.127	0.38	—	1.20 1.25
	26	1/0.404 7/0.16 19/0.10	0.38	—	1.30 1.35 1.35
	24	1/0.511 7/0.20 11/0.16 19/0.12	0.38	—	1.40 1.50 1.45 1.50
	22	1/0.643 7/0.254 17/0.16	0.38	—	1.50 1.65 1.60
	20	1/0.813 7/0.32 26/0.16 21/0.18 10/0.254	0.38	—	1.70 1.85 1.85 1.85 1.85
	18	1/1.024 16/0.254 34/0.18	0.38	—	1.90 2.10 2.10
	16	1/1.29 26/0.254 52/0.18	0.38	—	2.20 2.40 2.40

Note: Due to O.D. tolerance, The above information is only for reference.

• DESCRIPTION :

Standard: Appliance wiring material UL 758.

標準 : UL 758.

Rated voltage: 300V. Rated temperature: 80°C .

額定電壓 : 300V, 額定溫度 : 80°C .

Conductor: 32-16 AWG, solid or stranded.

導體 : 32-16 AWG, 單條或絞線。

PVC insulation.

PVC 絕緣。

Uniform thickness of wire to ensure easy stripping and cutting.

線材厚度一致, 易於剝除及裁剪。

Passed UL VW-1 flame test.

可通過 UL VW-1 垂直型耐燃測試。

Resistant to acids, oils, alkalis, moisture and fungus.


抗酸、抗油、抗鹼、防潮及防霉。

• APPLICATION :

For internal wiring of appliances..


適用於一般電子, 電器設備。





PVC Insulated Wire

- APPROVAL:  c 
- CONSTRUCTION :



GENERAL DATA :

TYPE 型號	CONDUCTOR (導體)		INSULATION THICKNESS 絕緣厚度 (mm)	JACKET THICKNESS 外被厚度 (mm)	OVERALL DIAMETER 完成外徑 ±0.1(mm)
	SIZE 規格 (AWG)	NO./mm 線數 / 線徑			
UL 1011	28	1/0.32 7/0.127	0.76	—	2.00 2.05
	26	1/0.404 7/0.16	0.76	—	2.10 2.20
	24	1/0.511 7/0.20 11/0.16	0.76	—	2.20 2.30 2.30
	22	1/0.643 7/0.254 17/0.16	0.76	—	2.35 2.45 2.45
	20	1/0.813 7/0.32 26/0.16 21/0.18	0.76	—	2.50 2.65 2.65 2.65
	18	1/1.024 16/0.254 34/0.18	0.76	—	2.70 2.90 2.90
	16	1/1.29 26/0.254 52/0.18	0.76	—	3.00 3.20 3.20
	14	1/1.63 41/0.254	0.76	—	3.30 3.60
	12	1/2.05 42/0.32 65/0.254	0.76	—	3.75 4.10 4.10
	10	1/2.59 105/0.254	0.76	—	4.30 4.90

Note: Due to O.D. tolerance, The above information is only for reference.

DESCRIPTION :

Standard: Appliance wiring material UL 758.	標準 : UL 758。
Maximum voltage: 600V.	最大電壓 : 600V。
Maximum temperature: 80°C .	最大溫度 : 80°C。
Conductor: Nos. 30 AWG - 2000 MCM, Solid or stranded tinned.	導體 : 30 AWG - 2000 MCM, 鍍錫單銅線或鍍錫銅絞線。
PVC insulation.	PVC 絕緣。
Passed UL VW-1 flame test.	可通過 UL VW-1 垂直型耐燃測試。
Uniform thickness of wire to ensure easy stripping and cutting.	線材厚度一致, 易於剝除及裁剪。

APPLICATION :

Internal wiring of appliances.

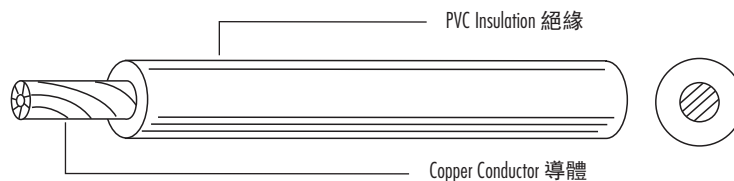
適用於一般設備內部接線。





PVC Insulated Wire

- APPROVAL:  c 
- CONSTRUCTION :



GENERAL DATA :

TYPE 型號	CONDUCTOR (導體)		INSULATION THICKNESS 絕緣厚度 (mm)	JACKET THICKNESS 外被厚度 (mm)	OVERALL DIAMETER 完成外徑 ±0.1(mm)
	SIZE 規格 (AWG)	NO./mm 線數 / 線徑			
UL 1013	28	1/0.32 7/0.127	0.76	—	2.00 2.05
	26	1/0.404 7/0.16	0.76	—	2.10 2.20
	24	1/0.511 7/0.20 11/0.16	0.76	—	2.20 2.30 2.30
	22	1/0.643 7/0.254 17/0.16	0.76	—	2.35 2.45 2.45
	20	1/0.813 7/0.32 26/0.16 21/0.18	0.76	—	2.50 2.65 2.65 2.65
	18	1/1.024 16/0.254 34/0.18	0.76	—	2.70 2.90 2.90
	16	1/1.29 26/0.254 52/0.18	0.76	—	3.00 3.20 3.20
	14	1/1.63 41/0.254	0.76	—	3.30 3.60
	12	1/2.05 42/0.32 65/0.254	0.76	—	3.75 4.10 4.10
	10	1/2.59 105/0.254	0.76	—	4.30 4.90

Note: Due to O.D. tolerance, The above information is only for reference.


DESCRIPTION :

Standard: Appliance wiring material UL 758.	標準 : UL 758。
Maximum voltage: 600V. Maximum temperature: 80°C or 90°C .	最大電壓 : 600V, 最大溫度 : 80°C or 90°C。
Conductor: Nos. 30 AWG - 2000 MCM, Solid or stranded tinned copper.	導體 : 鍍錫單銅線或鍍錫銅絞線。
PVC insulation.	PVC 絕緣。
Passed UL VW-1 flame test.	可通過 UL VW-1 垂直型耐燃測試。
Uniform thickness of wire to ensure easy stripping and cutting.	線材厚度一致, 易於剝除及裁剪。
Resistant to acids, oils, alkalis, moisture and fungus.	抗酸、抗油、抗鹼、防潮及防霉

APPLICATION :


For internal wiring of appliances. 適用於一般電器設備內部接線。





PVC Insulated Wire

- APPROVAL:  
- CONSTRUCTION :



GENERAL DATA :

TYPE 型號	CONDUCTOR (導體)		INSULATION THICKNESS 絕緣厚度 (mm)	JACKET THICKNESS 外被厚度 (mm)	OVERALL DIAMETER 完成外徑 ±0.1(mm)
	SIZE 規格 (AWG)	NO./mm 線數 / 線徑			
UL 1015 CSA TEW	28	1/0.32 7/0.127	0.76	—	2.00 2.00
	26	1/0.404 7/0.16	0.76	—	2.10 2.10
	24	1/0.511 7/0.20 11/0.16	0.76	—	2.20 2.30 2.20
	22	1/0.643 7/0.254 17/0.16	0.76	—	2.35 2.40 2.40
	20	1/0.813 7/0.32 26/0.16 21/0.18 10/0.254	0.76	—	2.50 2.65 2.55 2.55
	18	1/1.024 16/0.254 34/0.18 7/0.386	0.76	—	2.70 2.80 2.90
	16	1/1.29 26/0.254 52/0.18	0.76	—	3.00 3.00 3.20
	14	1/1.63 41/0.254	0.76	—	3.30 3.40
	12	1/2.05 42/0.32 65/0.254	0.76	—	3.75 4.10 3.70
	10	1/2.59 105/0.254	0.76	—	4.30 4.80

Note: Due to O.D. tolerance, The above information is only for reference.

DESCRIPTION :

Standard: Appliance wiring material UL 758.

標準 : UL 758

Rated voltage: 600V. Rated temperature: 80°C ,90°C or 105°C .

額定電壓 : 600V , 額定溫度 : 80°C ,90°C 或 105°C

Conductor: Nos.30-2,000 MCM AWG, Solid or stranded, tinned copper.
PVC insulation.

導體 : 鍍錫單銅線或鍍錫銅絞線 ,PVC 絕緣

Passed UL VW-1 flame test.

可通過 UL VW-1 垂直型耐燃測試

Uniform thickness of wire to ensure easy stripping and cutting.

線材厚度一致, 易於剝除及裁剪

Resistant to acids, oils, alkalis, moisture and fungus.

抗酸、抗油、抗鹼、防潮及防霉

APPLICATION :

For internal wiring of electronic and electrical equipment.

使用於電子及電氣設備之內部配線。

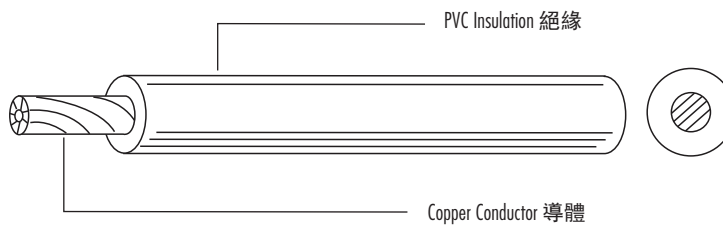




PVC Insulated Wire

• APPROVAL:  c 

• CONSTRUCTION :



• GENERAL DATA :

TYPE 型號	CONDUCTOR (導體)		INSULATION THICKNESS 絕緣厚度 (mm)	JACKET THICKNESS 外被厚度 (mm)	OVERALL DIAMETER 完成外徑 ±0.1(mm)
	SIZE 規格 (AWG)	NO./mm 線數 / 線徑			
UL 1028	22	1/0.643	1.14	—	2.95
		7/0.254			3.05
		17/0.16			3.05
	20	1/0.813	1.14	—	3.10
		7/0.32			3.25
		26/0.16			3.25
	18	1/1.024	1.14	—	3.30
		16/0.254			3.50
		34/0.18			3.50
	16	1/1.29	1.14	—	3.60
		26/0.254			3.80
	14	1/1.63	1.14	—	3.95
		41/0.254			4.20
	12	1/2.05	1.14	—	4.35
		42/0.32			4.70
	10	1/2.59	1.14	—	4.90
		105/0.254			5.50
	8	65/0.405	1.14	—	6.50

Note: Due to O.D. tolerance, The above information is only for reference.

• DESCRIPTION :

Standard: Appliance wiring material UL 758.

標準 : UL 758。

Rated voltage: 600V. Rated temperature: 105°C .

額定電壓 : 600V, 額定溫度 : 105°C。

Conductor: No. 22-8 AWG, tinned or bare copper.

導體 : 22-8 AWG, 裸銅或鍍錫銅。

PVC insulation.

PVC 絕緣。

Passed UL VW-1 flame test.

可通過 UL VW-1 垂直型耐燃測試。

Uniform thickness of wire to ensure easy stripping and cutting.

線材厚度一致, 易於剝除及裁剪。

Resistant to acids, oils, alkalis, moisture and fungus.


抗酸、抗油、抗鹼、防潮及防霉。

• APPLICATION :

For internal wiring of appliances. .

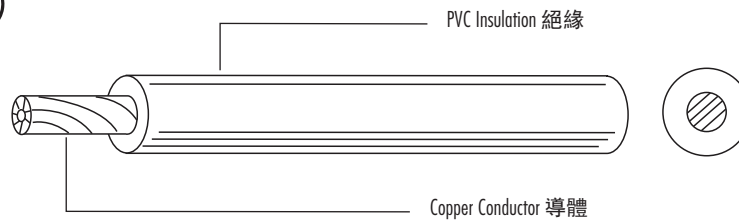
適用於一般設備內部接線。





PVC Insulated Wire

- APPROVAL:  c 
- CONSTRUCTION :



GENERAL DATA :

TYPE 型號	CONDUCTOR (導體)		INSULATION THICKNESS 絕緣厚度 (mm)	JACKET THICKNESS 外被厚度 (mm)	OVERALL DIAMETER 完成外徑 ±0.1(mm)
	SIZE 規格 (AWG)	NO./mm 線數 / 線徑			
UL 1056	20	20/0.18	1.52	—	4.05
	18	41/0.160 16/0.254	1.52	—	4.30
	16	26/0.254	1.52	—	4.60
	14	41/0.254	1.52	—	5.00
	12	65/0.254	1.52	—	5.50
	10	41/0.405	1.52	—	6.10

Note: Due to O.D. tolerance, The above information is only for reference.

DESCRIPTION :

Standard: Appliance wiring material UL 758.	標準 : UL 758。
Rated voltage: 600V.	額定電壓 : 600V。
Rated temperature: 105°C .	額定溫度 : 105°C。
Conductor: Nos.20-10AWG, Stranded copper, tinned or bare.	導體 : 20-10AWG, 裸銅或鍍錫銅絞線。
PVC insulation.	PVC 絕緣。
Passed UL VW-1 flame test.	可通過 UL VW-1 垂直型耐燃測試。
Uniform thickness of wire to ensure easy stripping and cutting.	線材厚度一致, 易於剝除及裁剪。
Resistant to acids, oils, alkalis, moisture and fungus.	抗酸、抗油、抗鹼、防潮及防霉。

APPLICATION :

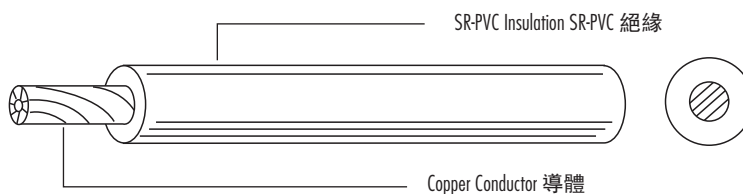
Internal wiring of indoor or outdoor refrigerating equipment. 室內或戶外冷凍設備內部接線。





Semi-rigid PVC Insulated Wire

- APPROVAL:  
- CONSTRUCTION :



GENERAL DATA :

TYPE 型號	CONDUCTOR (導體)		INSULATION THICKNESS 絕緣厚度 (mm)	JACKET THICKNESS 外被厚度 (mm)	OVERALL DIAMETER 完成外徑 ±0.1(mm)
	SIZE 規格 (AWG)	NO./mm 線數 / 線徑			
UL 1061 CSA AWM	30	1/0.254 7/0.10	0.23	—	0.77 0.80
	28	1/0.32 7/0.127	0.23	—	0.84 0.90
	26	1/0.404 7/0.16	0.23	—	0.92 1.00
	24	1/0.511 7/0.20 11/0.16	0.23	—	1.05 1.15 1.10
	22	1/0.643 7/0.254 17/0.16	0.23	—	1.10 1.30 1.30
	20	1/0.813 7/0.32 26/0.16 21/0.18 10/0.254	0.23	—	1.30 1.50 1.50 1.50 1.50
	18	1/1.024 16/0.254 34/0.18	0.23	—	1.50 1.80 1.80
	16	1/1.29 26/0.254 52/0.18	0.23	—	1.80 2.00 2.00

Note: Due to O.D. tolerance, The above information is only for reference.

DESCRIPTION :

Standard: Appliance wiring material UL 758.	標準 : UL 758
Rated voltage: 300V. Rated temperature: 80°C .	額定電壓 : 300V, 額定溫度 : 80°C
Conductor: No. 30-16 AWG, solid or stranded.	導體 : 30-16 AWG, 鍍錫單銅線或鍍錫銅絞線
Semi-rigid PVC insulation.	半硬質 PVC 絕緣
Passed UL VW-1 flame test.	可通過 UL VW-1 垂直型耐燃測試
Uniform thickness of wire to ensure easy stripping and cutting.	線材厚度一致, 易於剝除及裁剪


10.13

APPLICATION :

For Internal Wiring in Electric Bookkeeping, Accounting, Time-Recording Machines, or Electronic Equipment if within a chassis or protected from mechanical injury.

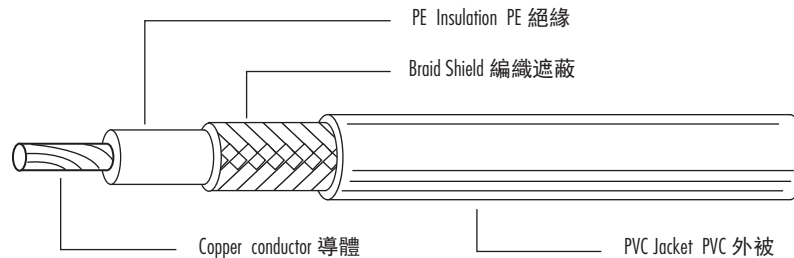
在需要防護機械損傷的情況下, 用於電子簿記、會計、計時機器或電子設備之內部接線。





Coaxial Cable

- APPROVAL: 
- CONSTRUCTION :



- GENERAL DATA :

TYPE 型號	CONDUCTOR (導體)		INSULATION THICKNESS 絕緣厚度 (mm)	JACKET THICKNESS 外被厚度 (mm)	OVERALL DIAMETER 完成外徑 ±0.1(mm)
	SIZE 規格 (AWG)	NO./mm 線數 / 線徑			
UL 1071	30	1/0.254 7/0.10	1.14	0.76	4.19 4.21
	28	1/0.32 7/0.127	1.14	0.76	4.27 4.29
	26	1/0.404 7/0.16	1.14	0.76	4.37 4.39
	24	1/0.511 7/0.20	1.14	0.76	4.49 4.51
	22	1/0.643 7/0.254	1.14	0.76	4.64 4.66
	20	1/0.813 7/0.32	1.14	0.76	4.84 4.88
	18	1/1.024 16/0.254	1.14	0.76	5.08 5.07
	16	1/1.29 26/0.254 52/0.18	1.14	0.76	5.39 5.40 5.40

Note: Due to O.D. tolerance, The above information is only for reference.

- DESCRIPTION :

Standard: Appliance wiring material UL 758.

標準: UL 758。

Rated voltage: 300V, Rated temperature: 60°C .

額定電壓: 300V, 額定溫度: 60°C。

Conductor: 16-30 AWG, solid or stranded, tinned or bare copper.

導體: 16-30 AWG, 單條或絞線, 鍍錫或裸銅。

PE insulation.

PE 絕緣。

Passed UL VW-1 flame test.

可通過 UL VW-1 垂直型耐燃測試。

Uniform thickness of wire to ensure easy stripping and cutting.

線材厚度一致, 易於剝除及裁剪

Shield: Optional.

編織遮蔽是可供選擇的。

- APPLICATION :

For Internal wiring of Electronic Equipment.

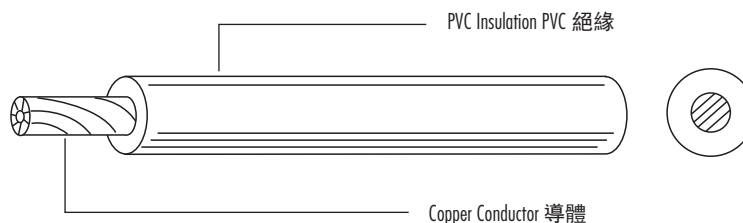
適用於電子器具之內部配線。





PVC Insulated Wire

- APPROVAL:  
- CONSTRUCTION :



GENERAL DATA :

TYPE 型號	CONDUCTOR (導體)		INSULATION THICKNESS 絕緣厚度 (mm)	JACKET THICKNESS 外被厚度 (mm)	OVERALL DIAMETER 完成外徑 ±0.1(mm)
	SIZE 規格 (AWG)	NO./mm 線數 / 線徑			
UL 1095	30	1/0.254 7/0.10	0.31	—	0.95 1.00
	28	1/0.32 7/0.127	0.31	—	1.02 1.15
	26	1/0.404 7/0.16	0.31	—	1.10 1.20
	24	1/0.511 7/0.20 11/0.16	0.31	—	1.20 1.30 1.30
	22	1/0.643 7/0.254 17/0.16	0.31	—	1.35 1.50 1.50
	20	1/0.813 7/0.32 26/0.16 21/0.18	0.31	—	1.50 1.65 1.65 1.65
	18	1/1.024 16/0.254 34/0.18	0.31	—	1.75 1.95 1.95
	16	1/1.29 26/0.254 52/0.18	0.31	—	2.00 2.25 2.25

Note: Due to O.D. tolerance, The above information is only for reference.

DESCRIPTION :

Standard: Appliance wiring material UL 758.

標準 : UL 758。

Rated voltage: 300V. Rated temperature: 80°C .

額定電壓 : 300V, 額定溫度 : 80°C。

Conductor: No. 30-16 AWG, tinned or bare copper.

導體 : 30-16 AWG, 鍍錫銅或裸銅絞線。

PVC insulation.

PVC 絕緣。

Passed UL VW-1 flame test.

可通過 UL VW-1 垂直型耐燃測試。

Uniform thickness of wire to ensure easy stripping and cutting.

線材厚度一致, 易於剝除及裁剪。

APPLICATION :

For Internal Wiring in Electric Bookkeeping, Accounting, Time-Recording Machines, Electronic, Medical or Dental Equipment, if within a chassis or protected from mechanical injury.

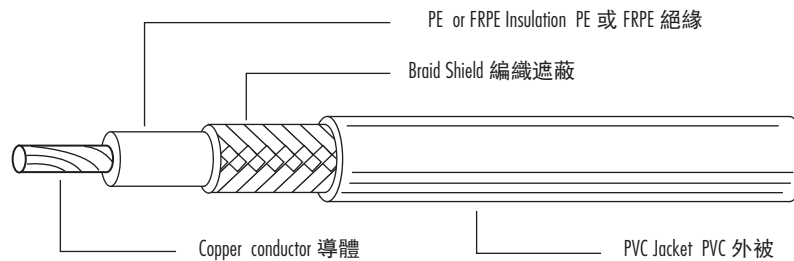
在需要防護機械損傷的情況下, 用於電子簿記、會計、計時、電子、醫療或牙科設備之內部接線。





PE Insulated, Shielded and PVC Jacketed Wire.

- APPROVAL: 
- CONSTRUCTION :



GENERAL DATA :

TYPE 型號	CONDUCTOR (導體)		INSULATION THICKNESS 絕緣厚度 (mm)	JACKET THICKNESS 外被厚度 (mm)	OVERALL DIAMETER 完成外徑 ±0.1(mm)
	SIZE 規格 (AWG)	NO./mm 線數 / 線徑			
UL 1107	30	1/0.254 7/0.10	0.38	0.38	1.91 1.93
	28	1/0.32 7/0.127	0.38	0.38	1.99 2.01
	26	1/0.404 7/0.16	0.38	0.38	2.09 2.11
	24	1/0.511 7/0.20	0.38	0.38	2.21 2.23
	22	1/0.643 7/0.254	0.38	0.38	2.36 2.38
	20	1/0.813 7/0.32	0.38	0.38	2.56 2.60

Note: Due to O.D. tolerance, The above information is only for reference.

DESCRIPTION :

Standard: Appliance wiring material UL 758.	標準 : UL 758。
Rated voltage: 300V. Rated temperature: 60°C .	額定電壓 : 300V, 額定溫度 : 60°C
Conductor: Copper or copper-clad steel, 30-16 AWG, solid or stranded, tinned or bare.	導體 : 銅或銅包鋼, 30-16 AWG, 單條或絞線, 鍍錫或裸銅
Polyethylene or Flame-Retardant Polyethylene.	PE 或 FRPE 絕緣。
Jacket: PVC	外被 : PVC
Covering: (Optional) Rayon braid between insulation and shield.	在絕緣與遮蔽之間可以加上人造纖維編織, 也可以不加
Shield: Optional.	編織遮蔽是可供選擇的。
Passed UL VW-1 flame test.	可通過 UL VW-1 垂直型耐燃測試

APPLICATION :

For internal wiring of electronic equipment.

適用於電子設備之內部配線。

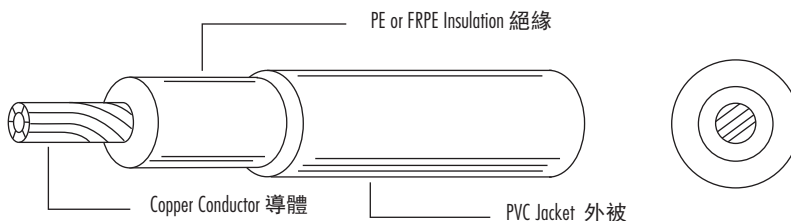




Polyethylene - Insulation, shielded and thermoplastic (PVC) Jacket

• APPROVAL: 

• CONSTRUCTION :



• GENERAL DATA :

TYPE 型號	CONDUCTOR (導體)		INSULATION THICKNESS 絕緣厚度 (mm)	JACKET THICKNESS 外被厚度 (mm)	OVERALL DIAMETER 完成外徑 ±0.1(mm)
	SIZE 規格 (AWG)	NO./mm 線數 / 線徑			
UL 1113	30	1/0.254 7/0.10	0.79	0.79	3.55 3.57
	28	1/0.32 7/0.127	0.79	0.79	3.63 3.65
	26	1/0.404 7/0.16	0.79	0.79	3.73 3.75
	24	1/0.511 7/0.20	0.79	0.79	3.85 3.87
	22	1/0.643 7/0.254	0.79	0.79	4.00 4.04
	20	1/0.813 7/0.32	0.79	0.79	4.20 4.24
	18	1/1.024 16/0.254	0.79	0.79	4.44 4.43
	16	1/1.29 26/0.254 52/0.18	0.79	0.79	4.75 4.76 4.76

Note: Due to O.D. tolerance, The above information is only for reference.

• DESCRIPTION :

Standard: Appliance wiring material UL 758.

標準 : UL 758。

Rated voltage: 600V.

額定電壓 : 600V。

Rated temperature: 60°C .

額定溫度 : 60°C。

Conductor: No. 30-16 AWG stranded or solid, tinned or bare.

導體規格 : 30-16 AWG, 單條或絞線, 鍍錫或裸銅。

PE or FRPE insulation.

PE or FRPE 絕緣。

PVC jacket.

PVC 外被。

Shield: Optional.

編織遮蔽是可供選擇的。

• APPLICATION :

Phonograph Pick-Up and Volume Control; or in the Internal Wiring of Appliances.

電唱機的拾音和音量控制或器具之內部接線。

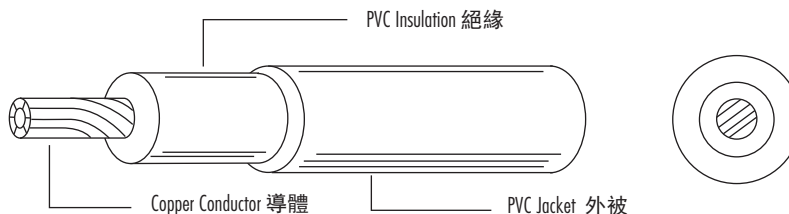




PVC Insulated, Shielded and Jacketed Wire

• APPROVAL:

• CONSTRUCTION :



• GENERAL DATA :

TYPE 型號	CONDUCTOR (導體)		INSULATION THICKNESS 絕緣厚度 (mm)	JACKET THICKNESS 外被厚度 (mm)	OVERALL DIAMETER 完成外徑 ±0.1(mm)
	SIZE 規格 (AWG)	NO./mm 線數 / 線徑			
UL 1120	30	1/0.254 7/0.10	0.76	0.76	3.40
	28	1/0.32 7/0.127	0.76	0.76	3.50
	26	1/0.404 7/0.16	0.76	0.76	3.60
	24	1/0.511 7/0.20 11/0.16	0.76	0.76	3.75
	22	1/0.643 7/0.254 17/0.16	0.76	0.76	3.90
	20	1/0.813 7/0.32 21/0.18	0.76	0.76	4.10
	18	1/1.024 16/0.254	0.76	0.76	4.30
	16	1/1.29 26/0.254	0.76	0.76	4.60
	14	1/1.63 41/0.254	0.76	0.76	5.00
	12	1/2.05 42/0.32 65/0.254	0.76	0.76	5.50
	10	41/0.405	0.76	0.76	6.10

Note: Due to O.D. tolerance, The above information is only for reference.

• DESCRIPTION :

Standard: Appliance wiring material UL 758.

標準: UL 758.

Rated voltage: 600V.

額定電壓: 600V.

Rated temperature: 105°C .

額定溫度: 105°C.

Conductor: 30-4/0 AWG, solid or stranded, tinned or bare.

導體: 30-4/0AWG, 單條或絞線, 鍍錫或裸銅

Insulation: Extruded PVC

絕緣: 押出的 PVC

Shield: Optional.

遮蔽是可供選擇的

• APPLICATION :

Internal wiring of appliances or phonograph pick-up and volume control.

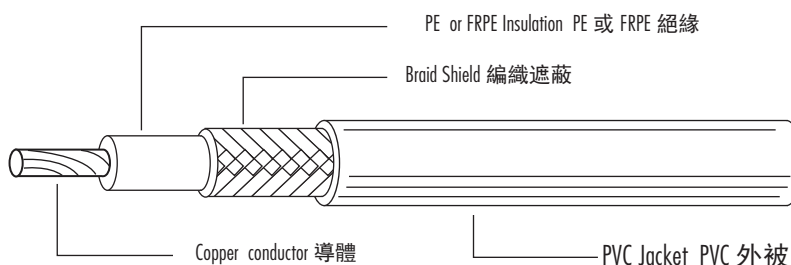
器具或電唱機的拾音和音量控制之內部接線.





PE Insulated, Shielded and PVC Jacketed Wire.

- APPROVAL: 
- CONSTRUCTION :



GENERAL DATA :

TYPE 型號	CONDUCTOR (導體)		INSULATION THICKNESS 絕緣厚度 (mm)	JACKET THICKNESS 外被厚度 (mm)	OVERALL DIAMETER 完成外徑 ±0.1 (mm)
	SIZE 規格 (AWG)	NO./mm 線數 / 線徑			
UL 1150	26	1/0.404 7/0.16	0.79	0.40	2.95 2.97
	24	1/0.511 7/0.20	0.79	0.40	3.07 3.09
	22	1/0.643 7/0.254	0.79	0.40	3.22 3.24
	20	1/0.813 7/0.32	0.79	0.40	3.42 3.46
	18	1/1.024 16/0.254	0.79	0.40	3.66 3.65
	16	1/1.29 26/0.254	0.79	0.40	3.97 3.98

Note: Due to O.D. tolerance, The above information is only for reference.

DESCRIPTION :

Standard: Appliance wiring material UL 758.

標準 : UL 758。

Rated voltage: 300V, Rated temperature: 60°C .

額定電壓 : 300V, 額定溫度 : 60°C。

Conductor: No. 26-16 AWG, solid or stranded, tinned or bare.

導體 : 26-16 AWG 單條或絞線, 鍍錫或裸銅。

Polyethylene or Flame-Retardant Polyethylene.

PE 或 FRPE 絕緣。

Jacket: PVC

外被 : PVC。

Passed UL VW-1 flame test.

可通過 UL VW-1 垂直型耐燃測試。

Shielding over conductor insulation shall consist of No. 38-30 AWG, tinned or untinned copper strands applied as a wrap or a braid or a wrap of aluminum faced "Mylar" tape with a parallel uninsulated drain wire or a conductive PVC shield with a parallel uninsulated drain wire.


在導體絕緣上的遮蔽將由 38-30AWG 鍍錫或未鍍錫的銅束絞組成, 其方式有纏繞或編織或帶有一芯平行未絕緣排擾線的鋁箔麥拉帶纏繞或帶有一平行未絕緣排擾線的導性的 PVC 遮蔽。

APPLICATION :

For Electronic use in Non-Hazardous Locations.

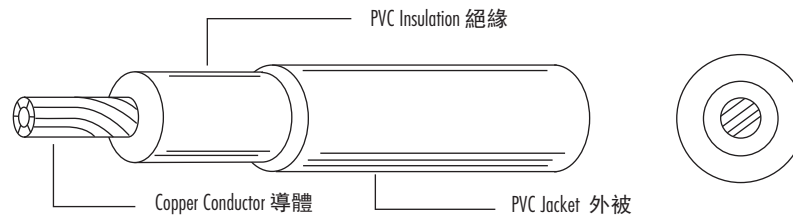
在安全位置下用於電子。





PVC Insulated, Shielded and Jacketed Wire.

- APPROVAL:  c 
- CONSTRUCTION :



GENERAL DATA :

TYPE 型號	CONDUCTOR (導體)		INSULATION THICKNESS 絕緣厚度 (mm)	JACKET THICKNESS 外被厚度 (mm)	OVERALL DIAMETER 完成外徑 ±0.1(mm)
	SIZE 規格 (AWG)	NO./mm 線數 / 線徑			
UL 1185	30	1/0.254 7/0.10	0.38	0.38	
	28	1/0.32 7/0.127	0.38	0.38	
	26	1/0.404 7/0.16	0.38	0.38	
	24	1/0.511 7/0.20 11/0.16	0.38	0.38	
	22	1/0.643 7/0.254 17/0.16	0.38	0.38	
	20	1/0.813 7/0.32 21/0.18	0.38	0.38	
	18	1/1.024 16/0.254	0.38	0.38	
	16	1/1.29 26/0.254	0.38	0.38	

DESCRIPTION :

Standard: Appliance wiring material UL 758.	標準 : UL 758。
Rated voltage: 300V.	額定電壓 : 300V。
Rated temperature: 80°C .	額定溫度 : 80°C。
Conductors: Copper - 30-4/0 AWG, solid or stranded, tinned or bare.	導體 : 30-4/0 AWG, 單條或絞線, 鍍錫或裸銅。
Insulated: Extruded PVC.	絕緣 : 押出的 PVC。
Shield: Optional.	遮蔽是可供選擇的。
Passed UL VW-1 flame test.	可通過 UL VW-1 垂直型耐燃測試。

APPLICATION :

Internal Wiring of Appliances and Electronic Equipment.	器具和電子設備之內部配線。
---	---------------






Semi-Rigid PVC - Insulated Wire

• APPROVAL:  

• CONSTRUCTION :



• GENERAL DATA :

TYPE 型號	CONDUCTOR (導體)		INSULATION THICKNESS 絕緣厚度 (mm)	JACKET THICKNESS 外被厚度 (mm)	OVERALL DIAMETER 完成外徑 ±0.1 (mm)
	SIZE 規格 (AWG)	NO./mm 線數 / 線徑			
UL 1195	30	1/0.254 7/0.10	0.38	—	1.05 1.10
	28	1/0.32 7/0.127	0.38	—	1.10 1.15
	26	1/0.404 7/0.16	0.38	—	1.15 1.25
	24	1/0.511 7/0.20 11/0.16	0.38	—	1.30 1.40 1.40
	22	1/0.643 7/0.254 17/0.16	0.38	—	1.40 1.55 1.55
	20	1/0.813 7/0.32 26/0.16 21/0.18	0.38	—	1.60 1.70 1.70 1.70
	18	1/1.024 16/0.254 34/0.18	0.38	—	1.80 2.00 2.00
	16	1/1.29 26/0.254 52/0.18	0.38	—	2.05 2.30 2.30
	14	1/1.63 41/0.254	0.38	—	2.40 2.70

Note: Due to O.D. tolerance, The above information is only for reference.

• DESCRIPTION :

Standard: Appliance wiring material UL 758.

標準 : UL 758。

Rated voltage: 300V.

額定電壓 : 300V。

Rated temperature: 80°C .

額定溫度 : 80°C。

Conductor: No. 30-14 AWG, solid or stranded, tinned or bare copper.

導體 : 30-14 AWG, 單條或絞線, 鍍錫或裸銅。

Semi-rigid PVC insulated.

半硬質 PVC 絕緣。

Passed UL VW-1 flame test.

可通過 UL VW-1 垂直型耐燃測試。

• APPLICATION :

For Internal Wiring in Electric Bookkeeping, Accounting, or Time-Recording Machines.

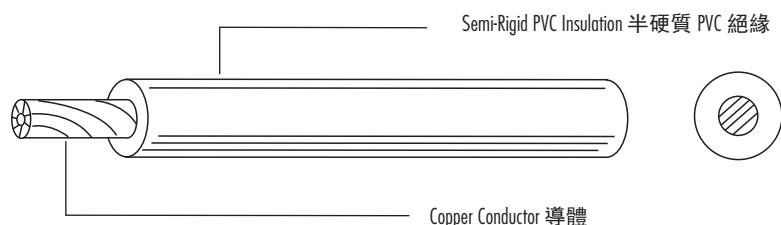
適用於電簿記、計算器或記時機之內部配線。



Thermoplastic (Special PVC) - Insulated Wire

- APPROVAL:  c 

- CONSTRUCTION :



- GENERAL DATA :

TYPE 型號	CONDUCTOR (導體)		INSULATION THICKNESS 絕緣厚度 (mm)	JACKET THICKNESS 外被厚度 (mm)	OVERALL DIAMETER 完成外徑 ±0.1(mm)
	SIZE 規格 (AWG)	NO./mm 線數 / 線徑			
UL 1208	30	1/0.254 7/0.10	0.33	—	0.90 0.95
	28	1/0.32 7/0.127	0.33	—	1.00 1.05
	26	1/0.404 7/0.16	0.33	—	1.10 1.15
	24	1/0.511 7/0.20 11/0.16	0.33	—	1.20 1.30 1.30
	22	1/0.643 7/0.254 17/0.16	0.33	—	1.30 1.45 1.45
	20	1/0.813 7/0.32 26/0.16 21/0.18	0.33	—	1.50 1.60 1.60 1.60
	18	1/1.024 16/0.254 34/0.18	0.33	—	1.70 1.90 1.90
	16	1/1.29 26/0.254 52/0.18	0.33	—	1.95 2.00 2.00

Note: Due to O.D. tolerance, The above information is only for reference.

- DESCRIPTION :

Standard: Appliance wiring material UL 758.

標準: UL 758。

Rated voltage: 300V. Rated temperature: 80°C .

額定電壓: 300V, 額定溫度: 80°C。

Conductor: No. 30-16 AWG, solid or stranded, tinned or bare copper.

導體: 30-16 AWG, 單條或絞線, 鍍錫或裸銅。

Insulation: SR-PVC.

絕緣: SR-PVC。

Passed UL VW-1 flame test.

可通過 UL VW-1 垂直型耐燃測試。

- APPLICATION :

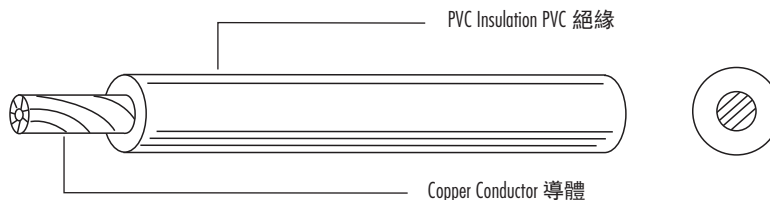
Internal Wiring in Electric Bookkeeping, Accounting, or Time-Recording Machines.

適用於電簿記、計算器、記時機之內部配線。



Thermoplastic (PVC) - Insulated Wire

- APPROVAL:  
- CONSTRUCTION :



- GENERAL DATA :

TYPE 型號	CONDUCTOR (導體)		INSULATION THICKNESS 絕緣厚度 (mm)	JACKET THICKNESS 外被厚度 (mm)	OVERALL DIAMETER 完成外徑 ±0.1 (mm)
	SIZE 規格 (AWG)	NO./mm 線數 / 線徑			
UL 1230	26	1/0.404 7/0.16	0.79	—	2.10 2.20
	24	1/0.511 7/0.20 11/0.16	0.79	—	2.20 2.30 2.30
	22	1/0.643 7/0.254 17/0.16	0.79	—	2.35 2.45 2.45
	20	1/0.813 7/0.32 26/0.16 21/0.18	0.79	—	2.50 2.65 2.65 2.65
	18	1/1.024 16/0.254 34/0.18	0.79	—	2.70 2.90 2.90
	16	1/1.29 26/0.254 52/0.18	0.79	—	3.00 3.20 3.20
	14	1/1.63 41/0.254	0.79	—	3.30 3.60
	12	1/2.05 42/0.32 65/0.254	0.79	—	3.75 4.10 4.10
	10	1/2.59 105/0.254	0.79	—	4.30 4.90

Note: Due to O.D. tolerance, The above information is only for reference.

- DESCRIPTION :

Standard: Appliance wiring material UL 758.

標準 : UL 758。

Rated voltage: 600V.

額定電壓 : 600V

Rated temperature: 105°C , Moisture Resistant, 60°C .

額定溫度 : 105°C , 耐潮濕 , 60°C

Conductor: 26 - 9 AWG. Solid or stranded, tinned or bare copper.

導體 : 26 - 9 AWG, 單條或絞線, 鍍錫或裸銅

Insulation: PVC.

絕緣 : PVC

Passed UL VW-1 flame test.

可通過 UL VW-1 垂直型耐燃測試

Resistant to acids, oils, alkalis, moisture and fungus.

抗酸、抗油、抗鹼、防潮及防霉

- APPLICATION :

Internal Wiring of Appliances.

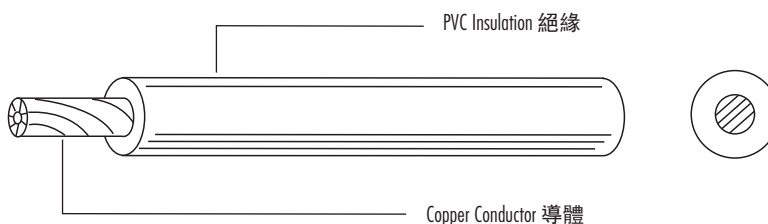
適用於電器設備內部配線。





PVC Insulated Wire

- APPROVAL: 
- CONSTRUCTION :



- GENERAL DATA :

TYPE 型號	CONDUCTOR (導體)		INSULATION THICKNESS 絕緣厚度 (mm)	JACKET THICKNESS 外被厚度 (mm)	OVERALL DIAMETER 完成外徑 ±0.1(mm)
	SIZE 規格 (AWG)	NO./mm 線數 / 線徑			
UL 1275	18	41/0.160 16/0.254	1.52	—	4.30
	16	26/0.254	1.52	—	4.60
	14	41/0.254	1.52	—	5.00
	12	65/0.254	1.52	—	5.50
	10	41/0.405	1.52	—	6.10

Note: Due to O.D. tolerance, The above information is only for reference.

- DESCRIPTION :

Standard: Appliance wiring material UL 758.

標準: UL 758。

Rated voltage: 600V.

額定電壓: 600V。

Rated temperature: 105°C Dry, 60°C Wet.

額定溫度: 105°C 乾, 60°C 潮濕。

Conductor: No. 18-10 AWG consisting of No. 30 AWG or smaller stranded copper, tinned or bare.

導體: 18-10 AWG, 30 AWG, 銅絞線, 鍍錫或裸銅。

PVC insulation.

PVC 絕緣。

Passed UL VW-1 flame test.

可通過 UL VW-1 垂直型耐燃測試。

Uniform thickness of wire to ensure easy stripping and cutting.

線材厚度一致, 易於剝除及裁剪。

Resistant to acids, oils, alkalis, moisture and fungus.

抗酸、抗油、抗鹼、防潮及防霉。

- APPLICATION :

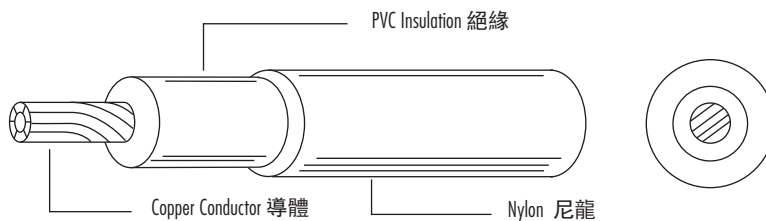
Internal wiring of Electric Refrigerating Equipment and where exposed 電冰箱、冷凍設備的內部接線, 和適用於 60°C
to oil at temperatures not exceeding 60°C or 80°C if applicable. 或 80°C 油中。





Similar to Style THHN.

- APPROVAL: 
- CONSTRUCTION :



- GENERAL DATA :

TYPE 型號	CONDUCTOR (導體)		INSULATION THICKNESS 絕緣厚度 (mm)	JACKET THICKNESS 外被厚度 (mm)	OVERALL DIAMETER 完成外徑 ±0.1(mm)
	SIZE 規格 (AWG)	NO./mm 線數 / 線徑			
UL 1316	26	1/0.404 7/0.16	0.38	0.10	1.53 1.55
	24	1/0.511 7/0.20 11/0.16	0.38	0.10	1.65 1.67 1.67
	22	1/0.643 7/0.254 17/0.16	0.38	0.10	1.80 1.82 1.82
	20	1/0.813 7/0.32 26/0.16	0.38	0.10	2.00 2.04 2.00
	18	1/1.024 16/0.254	0.38	0.10	2.24 2.26
	16	1/1.29 26/0.254 52/0.18	0.38	0.10	2.55 2.59 2.56
	14	1/1.63 41/0.254	0.38	0.10	2.94 2.98
	12	1/2.05 42/0.32 65/0.254	0.38	0.10	3.43 3.46 3.48

Note: Due to O.D. tolerance, The above information is only for reference.

- DESCRIPTION :

Standard: Appliance wiring material UL 758.	標準 : UL 758。
Rated voltage: 600V.	額定電壓 : 600V。
Rated temperature: 105°C when employing copper, 90°C when employing aluminum.	額定溫度 : 導體為銅時 105°C, 導體為鋁時 90°C 。
Conductor: Size 26-12 AWG, solid or stranded, tinned or bare copper, or Size 12 AWG solid aluminum.	導體 : 26-12 AWG, 單條或絞線, 鍍錫或裸銅或 12AWG 的單芯鋁。
PVC insulation.	PVC 絕緣。
Covering: Extruded Zytel 33 nylon in 4-mil minimum thickness.	遮蓋物 : 經過押出的 Zytel33 尼龍, 最小厚度是 4mils。
Passed UL VW-1 flame test.	可通過 UL VW-1 垂直型耐燃測試。
Resistant to acids, oils, alkalis, moisture and fungus.	抗酸、抗油、抗鹼、防潮及防霉。

- APPLICATION :

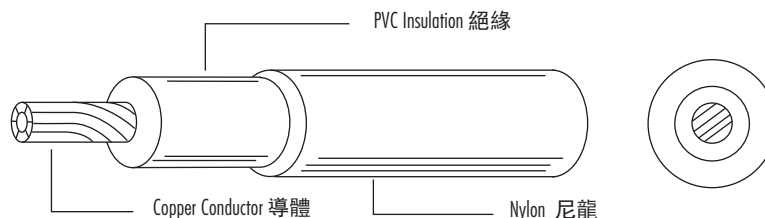
For Internal Wiring of Appliances. 適用於器具之內部配線。





Similar to Style THHN.

- APPROVAL: 
- CONSTRUCTION :



GENERAL DATA :

TYPE 型號	CONDUCTOR (導體)		INSULATION THICKNESS 絕緣厚度 (mm)	JACKET THICKNESS 外被厚度 (mm)	OVERALL DIAMETER 完成外徑 ±0.1(mm)
	SIZE 規格 (AWG)	NO./mm 線數 / 線徑			
UL 1317	10	1/2.59 105/0.254	0.50	0.10	4.29 4.31

Note: Due to O.D. tolerance, The above information is only for reference.

DESCRIPTION :

Standard: Appliance wiring material UL 758.	標準: UL 758。
Rated voltage: 600V.	額定電壓: 600V。
Rated temperature: 105°C when employing copper, 90°C when employing aluminum.	額定溫度: 導體為銅時 105°C, 導體為鋁時 90°C。
Conductor: Size 10 AWG, solid or stranded, tinned or bare copper, or Size 10 AWG solid or stranded aluminum.	導體: 10 AWG, 單銅或絞線, 鍍錫或裸銅或 10AWG 的單鋁或絞線。
PVC insulation.	PVC 絕緣。
Covering: Extruded Zytel 33 nylon in 4-mil minimum thickness.	遮蓋物: 經過押出的 Zytel 33 尼龍, 最小厚度是 4mils。
Passed UL VW-1 & CSA F (T1) vertical flame test.	可通過 UL VW-1 垂直型耐燃測試。
Resistant to acids, oils, alkalis, moisture and fungus.	抗酸、抗油、抗鹼、防潮及防霉。

APPLICATION :

For Internal Wiring of Appliances.

適用於器具之內部配線。

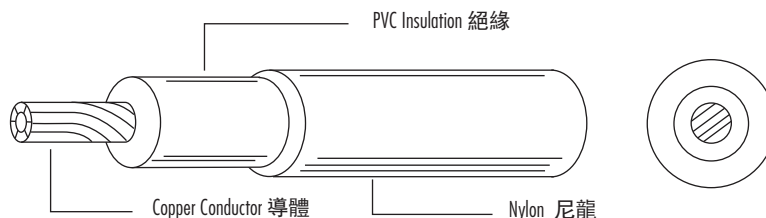
10.26





Similar to Style THHN

- APPROVAL: 
- CONSTRUCTION :



- GENERAL DATA :

TYPE 型號	CONDUCTOR (導體)		INSULATION THICKNESS 絕緣厚度 (mm)	JACKET THICKNESS 外被厚度 (mm)	OVERALL DIAMETER 完成外徑 ±0.1 (mm)
	SIZE 規格 (AWG)	NO./mm 線數 / 線徑			
UL 1318	8	168/0.254 133/0.282	0.76	0.13	5.68 5.64
	6	266/0.254 133/0.254	0.76	0.13	6.66 5.26

Note: Due to O.D. tolerance, The above information is only for reference.

- DESCRIPTION :

Standard: Appliance wiring material UL 758.

標準 : UL 758。

Rated voltage: 600V.

額定電壓 : 600V。

Rated temperature: 105°C when employing copper, 90 °C when employing aluminum.

額定溫度 : 導體為銅時 105°C, 導體為鋁時 90°C。

Conductor: Sizes 8-6 AWG, solid or stranded, tinned or bare copper; or Sizes 8-6 AWG solid or stranded aluminum.

導體 : 8-6 AWG, 單銅或絞線, 鍍錫或裸銅, 或 8-6AWG 的單鋁或絞線。

PVC insulation.

PVC 絕緣。

Covering: Extruded Zytel 33 nylon in 5-mil minimum thickness.

遮蓋物 : 經過押出的 Zytel33 尼龍, 最小厚度是 5mils。

Passed UL VW-1 flame test.

可通過 UL VW-1 垂直型耐燃測試。

Resistant to acids, oils, alkalis, moisture and fungus.

抗酸、抗油、抗鹼、防潮及防霉。

10.27

- APPLICATION :

For Internal Wiring of Appliances.

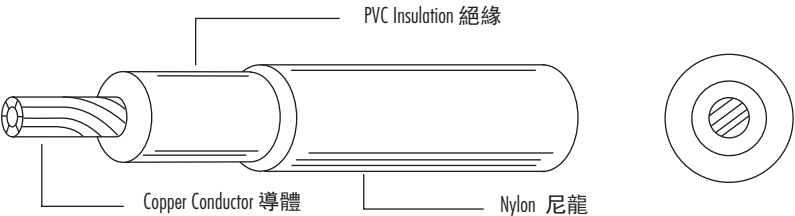
適用於器具之內部配線。





Similar to Style THHN

- APPROVAL:
- CONSTRUCTION :



• GENERAL DATA :

TYPE 型號	CONDUCTOR (導體)		INSULATION THICKNESS 絕緣厚度 (mm)	JACKET THICKNESS 外被厚度 (mm)	OVERALL DIAMETER 完成外徑 ±0.1(mm)
	SIZE 規格 (AWG)	NO./mm 線數 / 線徑			
UL 1319	4	1/5.19	1.01	0.15	8.45
	2	1/6.50	1.01	0.15	9.95

Note: Due to O.D. tolerance, The above information is only for reference.

• DESCRIPTION :

Standard: Appliance wiring material UL 758.	標準 : UL 758。
Rated voltage: 600V.	額定電壓 : 600V。
Rated temperature: 105°C when employing copper, 90 °C when employing aluminum.	額定溫度 : 導體為銅時 105°C, 導體為鋁時 90°C。
Conductor: Sizes 4-2 AWG, solid or stranded, tinned or bare copper; or Sizes 4-2 AWG stranded aluminum.	導體: 4-2 AWG, 單銅或絞線, 鍍錫或裸銅, 或 4-2AWG 的鋁絞線。
PVC insulation.	PVC 絕緣。
Covering: Extruded Zytel 33 nylon in 6-mil minimum thickness.	遮蓋物 : 經過押出的 Zytel33 尼龍, 最小厚度是 6mils。
Passed Passed UL VW-1 flame test.	可通過 UL VW-1 垂直型耐燃測試。
Resistant to acids, oils, alkalis, moisture and fungus.	抗酸、抗油、抗鹼、防潮及防霉。

• APPLICATION :

For Internal Wiring of Appliances.

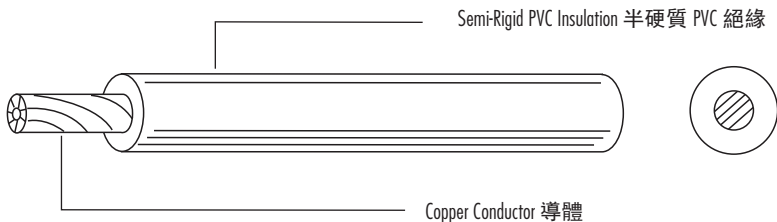
適用於器具之內部配線。





PVC - Insulated Wire

- APPROVAL:  
- CONSTRUCTION :



- GENERAL DATA :

TYPE 型號	CONDUCTOR (導體)		INSULATION THICKNESS 絕緣厚度 (mm)	JACKET THICKNESS 外被厚度 (mm)	OVERALL DIAMETER 完成外徑 ±0.1 (mm)
	SIZE 規格 (AWG)	NO./mm 線數 / 線徑			
UL 1345	26	1/0.404 7/0.16	0.79	—	2.15 2.17
	24	1/0.511 7/0.20 11/0.16	0.79	—	2.27 2.29 2.29
	22	1/0.643 7/0.254 17/0.16	0.79	—	2.42 2.44 2.44
	20	1/0.813 7/0.32 26/0.16 21/0.18 10/0.254	0.79	—	2.62 2.66 2.62 2.63 2.61
	18	1/1.024 16/0.254 34/0.18 7/0.386	0.79	—	2.86 2.95 2.89 2.86
	16	1/1.29 26/0.254 52/0.18	0.79	—	3.17 3.18 3.18
	14	1/1.63 41/0.254	0.79	—	3.56 3.56
	12	1/2.05 42/0.32 65/0.254	0.79	—	4.05 4.08 4.05

Note: Due to O.D. tolerance, The above information is only for reference.

- DESCRIPTION :

Standard: Appliance wiring material UL 758.	標準 : UL 758。
Rated voltage: 600V.	額定電壓 : 600V。
Rated temperature: 105°C , Moisture Resistant, 75°C .	額定溫度 : 105°C , 耐潮濕 , 75°C
Conductor: 26-16 AWG, 14-9 AWG, Solid or stranded, tinned or bare copper.	導體 : 26-16 AWG, 14-9 AWG, 單條或絞線, 鍍錫或裸銅。
Insulation: PVC.	絕緣 : PVC。
Passed UL VW-1 flame test.	可通過 UL VW-1 垂直型耐燃測試。
Resistant to acids, oils, alkalis, moisture and fungus.	抗酸、抗油、抗鹼、防潮及防霉。

- APPLICATION :

For Internal Wiring of Appliances.

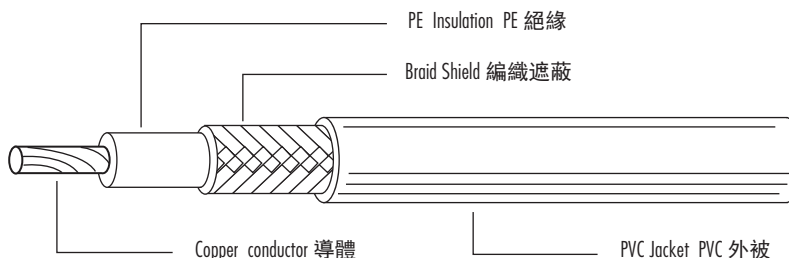
適用於器具之內部配線。





Coaxial Cable

- APPROVAL:
- CONSTRUCTION :



GENERAL DATA :

TYPE 型號	CONDUCTOR (導體)		INSULATION THICKNESS 絕緣厚度 (mm)	JACKET THICKNESS 外被厚度 (mm)	OVERALL DIAMETER 完成外徑 ±0.1(mm)
	SIZE 規格 (AWG)	NO./mm 線數 / 線徑			
UL 1354	30	1/0.254 7/0.10	0.30 0.33	0.45	1.89 1.97
	28	1/0.32 7/0.127	0.39 0.41	0.45	2.15 2.21
	26	1/0.404 7/0.16	0.47 0.54	0.45	2.41 2.57
	24	1/0.511 7/0.20	0.62 0.66	0.45	2.83 2.93
	22	1/0.643 7/0.254	0.78 0.85	0.45	3.30 3.46
	20	1/0.813 7/0.32	0.99 1.08	0.45	3.92 4.14

Note: Due to O.D. tolerance, The above information is only for reference.

DESCRIPTION :

Standard: Appliance wiring material UL 758.	標準 : UL 758。
Rated voltage: 30V.	額定電壓 : 30V。
Rated temperature: 60°C or 80°C .	額定溫度 : 60°C or 80°C。
Conductor: No. 44 AWG min, material not specified.	導體 : 最小 44AWG, 材質無特定
Insulation: Extruded solid or cellular PE, FRPE, Polypropylene, PFA, FEP, ECTFE, PTFE, ETFE, or combination thereof with or without irradiation; or tape wrapped solid or cellular PTFE, PFA, or FEP. Applied as a spiral wrapped thread (5 mils minimum, 40 mils maximum) and enclosed in a tube of insulation.	絕緣 : 經過押出的實心或多孔的 PE、FRPE Polypropylene、PFA、FEP、ECTFE、PTFE、ETFE, 或帶有或不帶有照射的這些材質的組合物, 或纏帶的實心或多孔的 PTFE、PFA 或 FEP, 以螺旋絲的方式纏繞和包含在絕緣管中。
Covering: Optional. Extruded PVC, PFA, Polyamide, Polyester, PVDF, FEP, PTFE, ECTFE, ETFE, PE, XLPE, XLFRPE or FRPE; lacquered braids; heat sealed PTFE, PFA or FEP tape; Polyester or Polyester-Polyethylene film. Thicknesses not specified.	護套 : 可供選擇。經過押出的 PVC、PFA、PP Polyamide、Polyester、PVDF、FEP、PTFE、ECTFE、ETFE、PE、XLPE、XLFRPE 或 FRPE, 上漆的編織, 熱密封的 PTFE、PFA 或 FEP 帶, Polyester 或 Polyester-Polyethylene 薄膜。對於其厚度, 未規定。
Shield: Optional. (Required if outer shield not provided.)	遮蔽 : 可任意選擇 (如果無外面的遮蔽, 它是要求加的)
Outer Shield: Optional. (Required if inner shield not provided.)	外面的遮蔽 : 可任意選擇 (如果無里面的遮蔽, 它是要求加的)
Passed UL VW-1 flame test.	可通過 UL VW-1 垂直型耐燃測試。

APPLICATION :

Internal wiring of Class 2 circuits of electronic equipment or as insulated single in jacketed multiconductor cables.

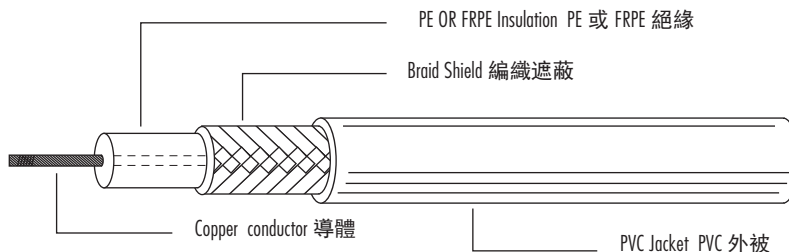
適用於電器的 2 級電路的內部配線或帶有外被的多導體電纜里的絕緣單體。





PE or FRPE Insulated PVC Jacketed Cable

- APPROVAL: 
- CONSTRUCTION :



- GENERAL DATA :

TYPE 型號	CONDUCTOR (導體)		INSULATION THICKNESS 絕緣厚度 (mm)	JACKET THICKNESS 外被厚度 (mm)	OVERALL DIAMETER 完成外徑 ±0.1 (mm)
	SIZE 規格 (AWG)	NO./mm 線數 / 線徑			
UL 1365	30	1/0.254 7/0.10	0.58	0.38	2.31 2.33
	28	1/0.32 7/0.127	0.58	0.38	2.39 2.41
	26	1/0.404 7/0.16	0.58	0.38	2.49 2.51
	24	1/0.511 7/0.20	0.58	0.38	2.61 2.63
	22	1/0.643 7/0.254	0.58	0.38	2.76 2.78
	20	1/0.813 7/0.32	0.58	0.38	2.96 3.00
	18	1/1.024 16/0.254	0.58	0.38	3.20 3.19
	16	1/1.29 26/0.254	0.58	0.38	3.51 3.52

Note: Due to O.D. tolerance, The above information is only for reference.

- DESCRIPTION :

Standard: Appliance wiring material UL 758.

標準: UL 758。

Rated voltage: 300V, Rated temperature: 60°C .

額定電壓: 300V, 額定溫度: 60°C。

Conductor: 30-16 AWG, solid or stranded, tinned or bare, copper or copper alloy.

導體: 30-16 AWG, 單銅或絞線, 裸銅或鍍錫, 或銅合金。

PE or FRPE insulation.

PE 或 FRPE 絕緣。

Provides uniform characteristic impedance.

阻抗特性穩定。

Low losses and low propagation delays. Crosstalk kept to minimum.

低傳輸損失, 及低串音。

Passed UL VW-1 flame test.

可通過 UL VW-1 垂直型耐燃測試。

Shielding: Optional.

編織遮蔽是可供選擇的。

Covering Optional - PVC, Polyamide, or Polyester, 2 mils minimum, or lacquered braid.

護套是可供選擇的 - PVC、polyamide 或 Polyester 或上漆的編織, 最小厚度是 2mils.

- APPLICATION :

For internal wiring of electrical and electronic equipment.

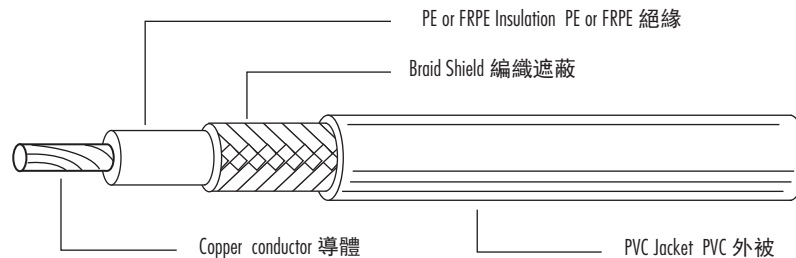
適用於電子儀器設備內部配線。





PE Insulated, Shielded and PVC Jacketed Cable

- APPROVAL: 
- CONSTRUCTION :



GENERAL DATA :

TYPE 型號	CONDUCTOR (導體)		INSULATION THICKNESS 絕緣厚度 (mm)	JACKET THICKNESS 外被厚度 (mm)	OVERALL DIAMETER 完成外徑 ±0.1(mm)
	SIZE 規格 (AWG)	NO./mm 線數 / 線徑			
UL 1436	26	1/0.404 7/0.16	0.76	0.38	2.85 2.87
	24	1/0.511 7/0.20	0.76	0.38	2.97 2.99
	22	1/0.643 7/0.254	0.76	0.38	3.12 3.14
	20	1/0.813 7/0.32	0.76	0.38	3.32 3.36
	18	1/1.024 16/0.254	0.76	0.38	3.56 3.55
	16	1/1.29 26/0.254	0.76	0.38	3.87 3.88

Note: Due to O.D. tolerance, The above information is only for reference.

DESCRIPTION :

Standard: Appliance wiring material UL 758.	標準 : UL 758。
Rated voltage: 300V, Rated temperature: 80°C .	額定電壓 : 300V, 額定溫度 : 80°C。
Conductor: No. 27-16 AWG, solid or stranded, tinned or bare.	導體 : 27-16 AWG 單條或絞線, 鍍錫或裸銅。
PE or FRPE insulation. PVC jacket.	PE or FRPE 絕緣, PVC 外被。
Passed UL VW-1 flame test.	可通過 UL VW-1 垂直型耐燃測試。
Optional Covering: Nylon, PE, FRPE or PVC min 2 mil thick, or textile braid.	護套可任意選擇, 尼龍、PE、FRPE、或 PVC, 最小厚度 2 密耳, 或紡織編織。
Shielding: Optional.	編織遮蔽是可供選擇的。。

APPLICATION :

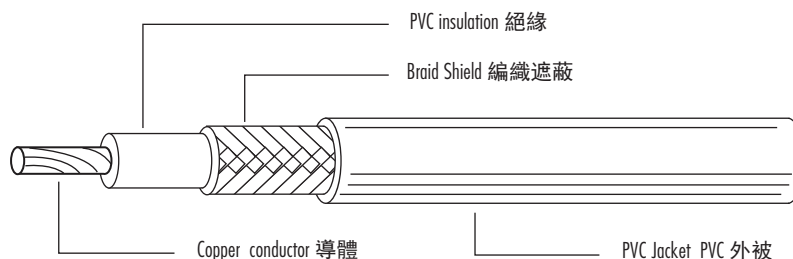
For Internal Wiring of Electronic Equipment or Appliances.. 適用於電子設備或器具之內部配線。





Thermoplastic (PVC) - Jacketed and Insulated Wire

- APPROVAL:  c 
- CONSTRUCTION :



- GENERAL DATA :

TYPE 型號	CONDUCTOR (導體)		INSULATION THICKNESS 絕緣厚度 (mm)	JACKET THICKNESS 外被厚度 (mm)	OVERALL DIAMETER 完成外徑 ±0.1 (mm)
	SIZE 規格 (AWG)	NO./mm 線數 / 線徑			
UL 1478	30	1/0.254 7/0.10	0.30 0.33	0.76	2.51 2.59
	28	1/0.32 7/0.127	0.39 0.41	0.76	2.77 2.83
	26	1/0.404 7/0.16	0.47 0.54	0.76	3.03 3.19
	24	1/0.511 7/0.20	0.62 0.66	0.76	3.45 3.55
	22	1/0.643 7/0.254	0.78 0.85	0.76	3.92 4.10
	20	1/0.813 7/0.32	0.99 1.08	0.76	4.54 4.76

Note: Due to O.D. tolerance, The above information is only for reference.

- DESCRIPTION :

Standard: Appliance wiring material UL 758.

標準 : UL 758。

Rated voltage: 30V.

額定電壓 : 30V。

Rated temperature: 60°C .

額定溫度 : 60°C。

Conductor: Single conductor, 30 AWG minimum, Material not specified.

導體 : 單導體, 最小 30AWG, 材質無特定。

PVC insulation.

PVC 絕緣。

PVC jacket.

PVC 外被。

Passed UL VW-1 flame test.

可通過 UL VW-1 垂直型耐燃測試。

Covering: Optional

護套是可供選擇的。

Shielding: Optional.


編織遮蔽是可供選擇的。

- APPLICATION :

External interconnection of electronic equipment.

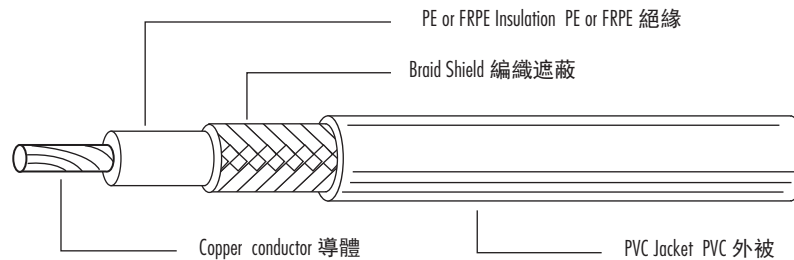
電子設備外部互連用電線。





PVC Insulated, Shielded and PVC Jacketed Wire

- APPROVAL: 
- CONSTRUCTION :



- GENERAL DATA :

TYPE 型號	CONDUCTOR (導體)		INSULATION THICKNESS 絕緣厚度 (mm)	JACKET THICKNESS 外被厚度 (mm)	OVERALL DIAMETER 完成外徑 ±0.1(mm)
	SIZE 規格 (AWG)	NO./mm 線數 / 線徑			
UL 1489	30	1/0.254 7/0.10	0.33	0.33	1.71 1.73
	28	1/0.32 7/0.127	0.33	0.33	1.79 1.81
	26	1/0.404 7/0.16	0.33	0.33	1.89 1.91
	24	1/0.511 7/0.20	0.33	0.33	2.01 2.03
	22	1/0.643 7/0.254	0.33	0.33	2.16 2.18
	20	1/0.813 7/0.32	0.33	0.33	2.36 2.40

Note: Due to O.D. tolerance, The above information is only for reference.

- DESCRIPTION :

Standard: Appliance wiring material UL 758.

標準 : UL 758。

Rated voltage: No assigned, Rated temperature: 60°C .

額定電壓 : 無特定, 額定溫度 : 60°C。

Conductor: No. 30-16 AWG, solid or stranded, tinned or bare.

導體 : 30-16 AWG, 單條或絞線, 鍍錫或裸銅。

PE or FRPE insulation.

PE or FRPE 絕緣。

PVC jacket.

PVC 外被。

Passed UL VW-1 flame test.

可通過 UL VW-1 垂直型耐燃測試。

Shielding: Shielding over conductor insulation shall consist of No. 38-30 AWG, tinned or untinned copper strands applied as a wrap or braid, or a wrap of aluminum faced "Mylar" tape with a parallel uninsulated drain wire or a conductive thermoplastic shield, with a parallel uninsulated drain wire.

遮蔽 : 在導體絕緣上的遮蔽將由 38-30AWG 鍍錫或未鍍錫的銅束絞組成, 其方式有纏繞或編織或帶有一芯平行未絕緣排擾線的鋁箔麥拉帶纏繞或帶有一平行未絕緣排擾線的傳導性的 PVC 遮蔽。

- APPLICATION :

For Electronic use.

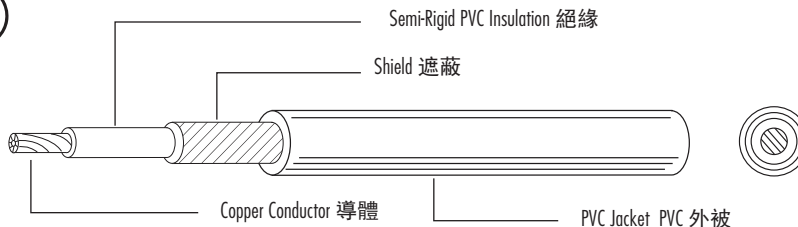
適用於電子器具。





Special PVC Insulated Shielded and PVC Jacketed Wire

- APPROVAL:  c 
- CONSTRUCTION :



- GENERAL DATA :

TYPE 型號	CONDUCTOR (導體)		INSULATION THICKNESS 絕緣厚度 (mm)	SHIELD 遮蔽	JACKET THICKNESS 外被厚度 (mm)	OVERALL DIAMETER 完成外徑 ± 0.1 (mm)
	SIZE 規格 (AWG)	NO./mm 線數 / 線徑				
UL 1503	26	1/0.404	0.25	31/0.10	0.30	1.85
		7/0.16		34/0.10		1.95
	24	1/0.511	0.25	36/0.10	0.30	2.00
		7/0.20		39/0.10		2.10
		11/0.16		39/0.10		2.10
	22	1/0.643	0.25	39/0.10	0.30	2.10
		7/0.254		42/0.10		2.20
		17/0.16		42/0.10		2.20
	20	1/0.813	0.25	45/0.10	0.30	2.30
		7/0.32		47/0.10		2.40
		26/0.16		47/0.10		2.40
		21/0.18		47/0.10		2.40

Note: Due to O.D. tolerance, The above information is only for reference.

- DESCRIPTION :

Standard: Appliance wiring material UL 758.

標準: UL 758。

Rated voltage: 150V, Rated temperature: 80°C .

額定電壓: 150V, 額定溫度: 80°C。

Conductor: No. 36-20 AWG, solid or stranded, tinned copper.

導體: 36-20 AWG, 鍍錫單銅線或鍍錫銅絞線。

Extruded semi-rigid PVC insulation.

半硬質 PVC 絕緣。

Extruded PVC jacket.

PVC 外被。

Passed UL VW-1 flame test.

可通過 UL VW-1 垂直型耐燃測試。

Shielding: 36-30 AWG, tinned or untinned copper strands applied as a wrap or braid.

遮蔽: 36-30 AWG, 鍍錫或未鍍錫的銅束絞進行纏繞或編織。

10.35

- APPLICATION :

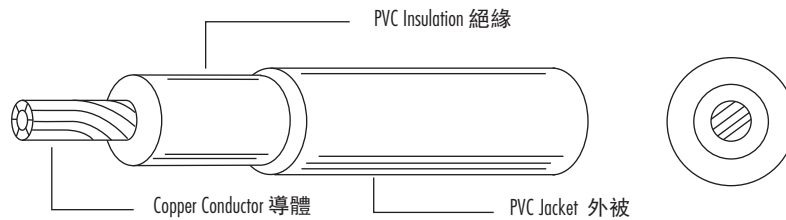
Internal Wiring of Electronic Equipment Where Not Exposed To Movement or Mechanical Abuse.

適用於電子設備之內部接線, 用於未受到移動或機械損傷的地方。



Reinforced Insulated Wire With Nonintegral Jacket

- APPROVAL:  c 
- CONSTRUCTION :



GENERAL DATA :

TYPE 型號	CONDUCTOR (導體)		INSULATION THICKNESS 絕緣厚度 (mm)	JACKET THICKNESS 外被厚度 (mm)	OVERALL DIAMETER 完成外徑 ±0.1 (mm)
	SIZE 規格 (AWG)	NO./mm 線數 / 線徑			
UL 1509	22	1/0.643 7/0.254 17/0.16	0.38	0.76	3.12 3.14 3.14
	20	1/0.813 7/0.32 26/0.16 21/0.18	0.38	0.76	3.32 3.36 3.32 3.33
	18	1/1.024 16/0.254 34/0.18	0.38	0.76	3.56 3.55 3.59
	16	1/1.29 26/0.254 52/0.18	0.38	0.76	3.87 3.88 3.88
	14	1/1.63 41/0.254	0.38	0.76	4.26 4.26

Note: Due to O.D. tolerance, The above information is only for reference.

DESCRIPTION :

Standard: Appliance wiring material UL 758.

標準: UL 758。

Rated voltage: 300V, Rated temperature: 105°C .

額定電壓: 300V, 額定溫度: 105°C。

Conductor: No. 22-14 AWG tinned or bare copper consisting of No. 30 AWG or smaller copper strands.

導體: 22-14AWG 鍍錫的或裸銅, 由 30AWG 或較小尺寸的銅束絞組成。

Insulation: PVC .

絕緣: PVC。

Jacket: PVC.

外被: PVC。`

Passed UL VW-1 flame test.

可通過 UL VW-1 垂直型耐燃測試。

APPLICATION :

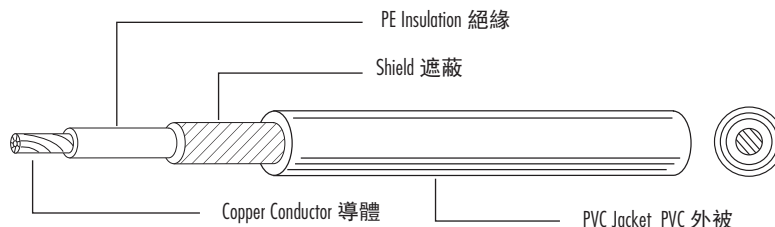
Internal wiring of office equipment (reinforced insulation)

適用於辦公設備之內部配線 (加強絕緣)



Polyethylene insulated, shielded wire

- APPROVAL: 
- CONSTRUCTION :



GENERAL DATA :

TYPE 型號	CONDUCTOR (導體)		INSULATION THICKNESS 絕緣厚度 (mm)	JACKET THICKNESS 外被厚度 (mm)	OVERALL DIAMETER 完成外徑 ±0.1 (mm)
	SIZE 規格 (AWG)	NO./mm 線數 / 線徑			
UL 1519	30	1/0.254 7/0.10	0.66	0.40	2.51 2.53
	28	1/0.32 7/0.127	0.66	0.40	2.59 2.61
	26	1/0.404 7/0.16	0.66	0.40	2.69 2.71
	24	1/0.511 7/0.20 11/0.16	0.66	0.40	2.81 2.83 2.83
	22	1/0.643 7/0.254 17/0.16	0.66	0.40	2.96 2.98 2.98
	20	1/0.813 7/0.32 26/0.16 21/0.18	0.66	0.40	3.16 3.20 3.16 3.17
	18	1/1.024 16/0.254 34/0.18	0.66	0.40	3.40 3.39 3.43
	16	1/1.29 26/0.254 52/0.18	0.66	0.40	3.71 3.72 3.72

Note: Due to O.D. tolerance, The above information is only for reference.

DESCRIPTION :

Standard: Appliance wiring material UL 758.

標準 : UL 758。

Rated voltage: 300V, Rated temperature: 80°C .

額定電壓 : 300V, 額定溫度 : 80°C。

Conductor: No. 30-16 AWG, solid or stranded, tinned or bare, copperweld or copper alloy.

導體 : 30-16 AWG, 單條或絞線, 鍍錫或裸銅, 包銅鋼絲或銅合金。

Insulation: PE, Jacket: PVC.

絕緣 : PE, 外被 : PVC。

Passed UL VW-1 flame test.

可通過 UL VW-1 垂直型耐燃測試。

Covering Optional, A textile braid or minimum, 7 mils of PVC thermoplastic may be applied between the insulation and shield.

護套可加也可不加

Shielding: Aluminum faced mylar tape wrap with a bare drain wire; or No. 38-30 AWG, 遮蔽 : 帶有一芯裸露的排擾線的鋁箔麥拉帶纏繞 ; 或使用 38-30AWG 鍍錫的或未鍍錫的銅束絞進行纏繞或編織。

APPLICATION :

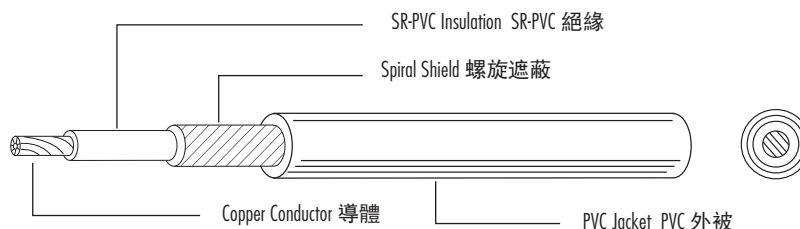
For electronic use.

適用於電子設備之內部配線。



Semi-rigid PVC insulated, shielded, and PVC Jacketed Wire

- APPROVAL:  
- CONSTRUCTION :



GENERAL DATA :

TYPE 型號	CONDUCTOR (導體)		INSULATION THICKNESS 絕緣厚度 (mm)	JACKET THICKNESS 外被厚度 (mm)	OVERALL DIAMETER 完成外徑 ±0.1(mm)
	SIZE 規格 (AWG)	NO./mm 線數 / 線徑			
UL 1533	30	1/0.254 7/0.10	0.23	0.30	1.45 1.47
	28	1/0.32 7/0.127	0.23	0.30	1.53 1.55
	26	1/0.404 7/0.16	0.23	0.30	1.63 1.65
	24	1/0.511 7/0.20 11/0.16	0.23	0.30	1.75 1.77 1.77
	22	1/0.643 7/0.254 17/0.16	0.23	0.30	1.90 1.92 1.92
	20	1/0.813 7/0.32 26/0.16 21/0.18	0.23	0.30	2.10 2.14 2.10 2.11
	18	1/1.024 16/0.254 34/0.18 41/0.16	0.23	0.30	2.34 2.33 2.37 2.34
	16	1/1.29 26/0.254 52/0.18	0.23	0.30	2.65 2.66 2.66

Note: Due to O.D. tolerance, The above information is only for reference.

DESCRIPTION :

Standard: Appliance wiring material UL 758.

標準: UL 758。

Voltage not specified, Rated temperature: 80°C .

電壓無特定, 額定溫度: 80°C。

Conductor: No. 30-16 AWG, solid or stranded.

導體: 30-16 AWG, 鍍錫單銅線或鍍錫銅絞線。

Semi-rigid PVC insulation. PVC jacketed single core.

半硬質 PVC 絕緣, 單芯 PVC 外被

Shield: Optional.

纏繞遮蔽是可供選擇的。

Use of spiral shield allows for fast and simple termination.

銅線纏繞型遮蔽, 易於線頭處理。

Passed UL VW-1 flame test.

可通過 UL VW-1 垂直型耐燃測試。

APPLICATION :

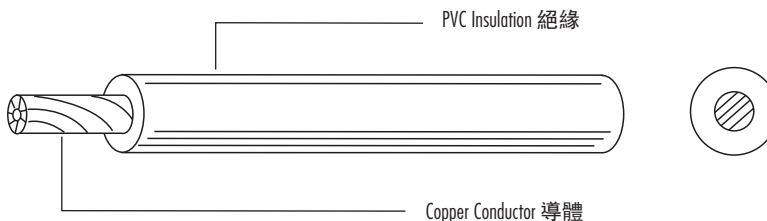
Internal Wiring of Electronic Equipment Where Not Exposed to Movement or Mechanical Abuse.

適用於電子設備之內部配線, 用於未受到移動或機械損傷的地方。



PVC Insulated Wire

- APPROVAL:  
- CONSTRUCTION :



- GENERAL DATA :

TYPE 型號	CONDUCTOR (導體)		INSULATION THICKNESS 絕緣厚度 (mm)	JACKET THICKNESS 外被厚度 (mm)	OVERALL DIAMETER 完成外徑 ±0.1 (mm)
	SIZE 規格 (AWG)	NO./mm 線數 / 線徑			
UL 1569	30	1/0.254 7/0.10	0.38	—	1.15 1.20
	28	1/0.32 7/0.127	0.38	—	1.20 1.25
	26	1/0.404 7/0.16 19/0.10	0.38	—	1.30 1.35 1.35
	24	1/0.511 7/0.20 11/0.16 19/0.12	0.38	—	1.40 1.50 1.45 1.50
	22	1/0.643 7/0.254 17/0.16	0.38	—	1.50 1.65 1.60
	20	1/0.813 7/0.32 26/0.16 21/0.18 10/0.254	0.38	—	1.70 1.85 1.85 1.85 1.85
	18	1/1.024 16/0.254 34/0.18	0.38	—	1.90 2.10 2.10
	16	1/1.29 26/0.254 52/0.18	0.38	—	2.20 2.40 2.40

Note: Due to O.D. tolerance, The above information is only for reference.


- DESCRIPTION :

Standard: Appliance wiring material UL 758.	標準 : UL 758。
Rated voltage: 300V. Rated temperature: 80°C ,90°C or 105°C .	額定電壓 : 300V, 額定溫度 : 80°C ,90°C or 105°C 。
Conductor: No. 30 through 2 AWG, stranded or solid.	導體 : 30 — 2 AWG, 單條或絞線裸銅或鍍錫。
PVC insulation.	PVC 絕緣。
Passed UL VW-1 flame test.	可通過 UL VW-1 垂直型耐燃測試。
Uniform thickness of wire to ensure easy stripping and cutting.	線材厚度一致, 易於剝除及裁剪。
Resistant to acids, oils, alkalis, moisture and fungus.	抗酸、抗油、抗鹼、防潮及防霉。
Covering : Optional - PVC, minimum average thickness 9 mils, minimum thickness at any point 8 mils.	護套 : 可隨意選擇, 可有可無, 最小平均厚度 9 密耳, 在任一點的最小厚度 8 密耳。

- APPLICATION :

For general purpose internall wiring of electronic and electrical equipment,where not subjected to movement or mechanical damage. 適用於一般電子、電器設備內部連線, 不可以用於有機械磨損的環境。





PVC Insulated Cable.

- APPROVAL:  c 
- CONSTRUCTION :

GENERAL DATA :

TYPE 型號	CONDUCTOR (導體)		INSULATION THICKNESS 絕緣厚度 (mm)	JACKET THICKNESS 外被厚度 (mm)	OVERALL DIAMETER 完成外徑 ±0.1(mm)
	SIZE 規格 (AWG)	NO./mm 線數 / 線徑			
UL 1571	30	1/0.254 7/0.10			
	28	1/0.32 7/0.127			
	26	1/0.404 7/0.16			
	24	1/0.511 7/0.20 11/0.16			
	22	1/0.643 7/0.254 17/0.16			
	20	1/0.813 7/0.32 26/0.16 21/0.18			
	18	1/1.024 16/0.254 34/0.18 41/0.16			
	16	1/1.29 26/0.254 52/0.18			

Note: Due to O.D. tolerance, The above information is only for reference.

DESCRIPTION :

Standard: Appliance wiring material UL 758.

標準 : UL 758。

Rated voltage: 30V. Rated temperature: 80°C .

額定電壓 : 30V, 額定溫度 : 80°C。

Conductor: 50 AWG min. Material and stranding not specified.

導體 : 。

Solid or cellular PVC, or semi-rigid PVC, 2 mils min at any point, 100 mils max. Irradiation optional.

Shield: Optional.

纏繞遮蔽是可供選擇的。

Passed UL VW-1 flame test.

可通過 UL VW-1 垂直型耐燃測試。

APPLICATION :

Internal Wiring of Class 2 Circuits in electronic equipment.

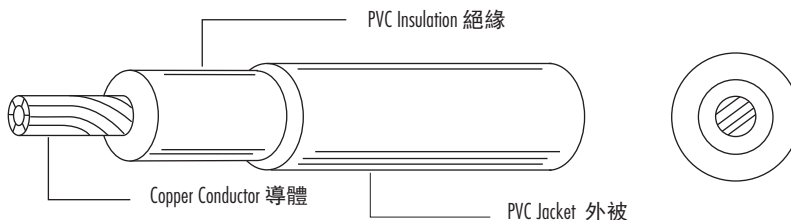
。





PVC Double Insulated Wire

- APPROVAL:  
- CONSTRUCTION :



- GENERAL DATA :

TYPE 型號	CONDUCTOR (導體)		INSULATION THICKNESS 絕緣厚度 (mm)	JACKET THICKNESS 外被厚度 (mm)	OVERALL DIAMETER 完成外徑 ±0.1(mm)
	SIZE 規格 (AWG)	NO./mm 線數 / 線徑			
UL 1617 CSA AWM	28	1/0.32 7/0.127	0.76	0.38	2.90 2.95
	26	1/0.404 7/0.16	0.76	0.38	3.00 3.10
	24	1/0.511 7/0.20 11/0.16	0.76	0.38	3.10 3.20 3.20
	22	1/0.643 7/0.254 17/0.16	0.76	0.38	3.25 3.35 3.35
	20	1/0.813 7/0.32 26/0.16 21/0.18	0.76	0.38	3.40 3.55 3.55 3.55
	18	1/1.024 16/0.254 34/0.18	0.76	0.38	3.60 3.80 3.80
	16	1/1.29 26/0.254 52/0.18	0.76	0.38	3.90 4.10 4.10
	14	1/1.63 41/0.254	0.76	0.38	4.20 4.50
	12	1/2.05 42/0.32	0.76	0.38	4.65 5.00
	10	1/2.59 105/0.254	0.76	0.38	5.20 5.80

Note: Due to O.D. tolerance, The above information is only for reference.

- DESCRIPTION :

Standard: Appliance wiring material UL 758.

標準 : UL 758。

Rated voltage: 600V. Rated temperature: 105°C .

額定電壓 : 600V, 額定溫度 : 105°C。

Conductor: Solid or stranded, tinned copper conductor.

導體 : 鍍錫單銅線或鍍錫銅絞線。

PVC insulation.

PVC 絕緣。

Covering thickness: form 0.127 to 1.02mm.

外被厚度 : 0.127 至 1.02mm。

Passed UL VW-1 flame test.

可通過 UL VW-1 垂直型耐燃測試。

Uniform thickness of wire to ensure easy stripping and cutting.

線材厚度一致，易於剝除及裁剪。

- APPLICATION :

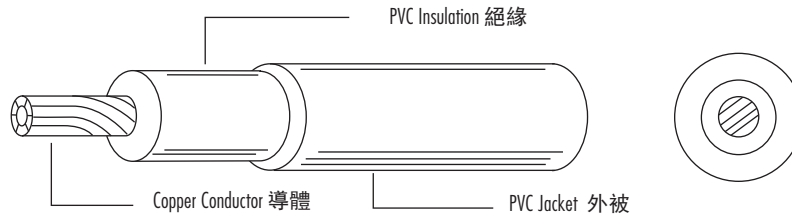
Internal wiring of electronic and electrical equipment.

適用於電子內線及電器設備。



PVC Insulated Reinforced Wire

- APPROVAL:  c 
- CONSTRUCTION :



- GENERAL DATA :

TYPE 型號	CONDUCTOR (導體)		INSULATION THICKNESS 絕緣厚度 (mm)	JACKET THICKNESS 外被厚度 (mm)	OVERALL DIAMETER 完成外徑 ±0.1(mm)
	SIZE 規格 (AWG)	NO./mm 線數 / 線徑			
UL 1618	32	1/0.203	0.38	0.30	1.70
	30	1/0.254 7/0.10	0.38	0.30	1.75 1.80
	28	1/0.32 7/0.127	0.38	0.30	1.80 1.85
	26	1/0.404 7/0.16	0.38	0.30	1.90 1.95
	24	1/0.511 7/0.20 11/0.16	0.38	0.30	2.00 2.10 2.10
	22	1/0.643 7/0.254 17/0.16	0.38	0.30	2.15 2.25 2.25
	20	1/0.813 7/0.32 26/0.16 21/0.18	0.38	0.30	2.30 2.45 2.45 2.45
	18	1/1.024 16/0.254 34/0.18	0.38	0.30	2.50 2.70 2.70
	16	1/1.29 26/0.254 52/0.18	0.38	0.30	2.82 3.00 3.00

Note: Due to O.D. tolerance, The above information is only for reference.

- DESCRIPTION :

Standard: Appliance wiring material UL 758.

標準 : UL 758。

Rated voltage: 300V. Rated temperature: 80°C .

額定電壓 : 300V, 額定溫度 : 80°C。

Tinned or bare, stranded or solid copper conductor.

導體 : 單芯或絞線, 裸銅或鍍錫。

PVC insulation.

PVC 絕緣。

Covering thickness: form 0.127 to 1.27mm.

外被厚度 0.127 至 1.27mm。

Passed UL VW-1 flame test.

可通過 UL VW-1 垂直型耐燃測試。

- APPLICATION :

Internal wiring of electronic and electrical equipment .

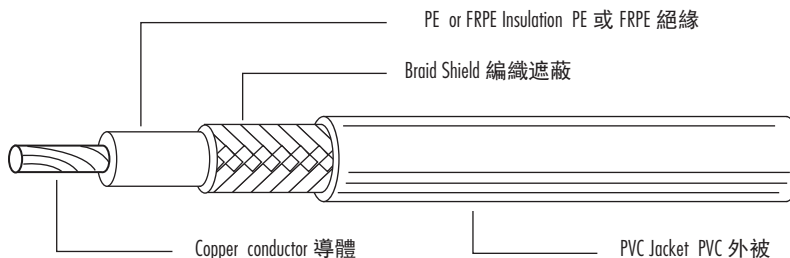
適用於電子、電器設備內部連線。



PE Insulated - Coaxial Cable

• APPROVAL:

• CONSTRUCTION :



• GENERAL DATA :

TYPE 型號	CONDUCTOR (導體)		INSULATION THICKNESS 絕緣厚度 (mm)	JACKET THICKNESS 外被厚度 (mm)	OVERALL DIAMETER 完成外徑 ±0.1 (mm)
	SIZE 規格 (AWG)	NO./mm 線數 / 線徑			
UL 1631	30	1/0.254 7/0.10	0.30 0.33	0.45	1.89 1.97
	28	1/0.32 7/0.127	0.39 0.41	0.45	2.15 2.21
	26	1/0.404 7/0.16	0.47 0.54	0.45	2.41 2.57
	24	1/0.511 7/0.20	0.62 0.66	0.45	2.83 2.93
	22	1/0.643 7/0.254	0.78 0.85	0.45	3.30 3.48
	20	1/0.813 7/0.32	0.99 1.08	0.45	3.92 4.14

Note: Due to O.D. tolerance, The above information is only for reference.

• DESCRIPTION :

Standard: Appliance wiring material UL 758.

標準: UL 758。

Rated voltage: 30V, Rated temperature: 60°C or 80°C .

額定電壓: 30V, 額定溫度: 60°C or 80°C。

Conductor: 40AWG minimum, Tinned or bare, stranded or solid copper.

導體: 最小 40AWG, 單銅線或絞線, 裸銅或鍍錫銅。

PE or cellular PE insulation. PVC jacketed.

PE 或發泡 PE 絕緣, PVC 外被。

Shielding: Optional.

編織遮蔽是可供選擇的。

Inner Covering: Optional - Extruded PVC, polyamide, TPE, FEP, PVDF, ETFE, Irradiated P.E., or FRPE or lacquered braids, 2 mils min. at any point.

里面的護套可任意選擇 - 經過押出的 PVC polyamide、TPE、FEP、PVDF、ETFE、照射 P.E., 或 FRPE 或上漆的編織, 在任一點的最小厚度是 2 密耳 (0.05mm)。

Outer Covering: Optional over braided metal shield, otherwise, Extruded PVC, polyamide, FEP, PVDF, ETFE or Lacquered braid, 2 mils min, at any point.

外面的護套可加在編織的金屬遮蔽上, 也可不加, 除此以外, 經過押出的 PVC、polyamide、FEP、PVDF、ETFE 或上漆的編織, 在任一點的最小厚度是 2mils。

Passed UL VW-1 flame test.


可通過 UL VW-1 垂直型耐燃測試。

• APPLICATION :

Internal Wiring of Electronic Equipment in Class 2 Circuits only.

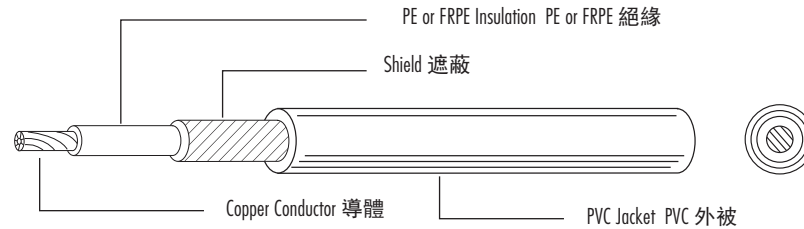
只適用於電器的 2 級電路之內部配線。





P.E. Insulated, Shielded, and PVC Jacketed Cable

- APPROVAL: 
- CONSTRUCTION :



GENERAL DATA :

TYPE 型號	CONDUCTOR (導體)		INSULATION THICKNESS 絕緣厚度 (mm)	JACKET THICKNESS 外被厚度 (mm)	OVERALL DIAMETER 完成外徑 ±0.1(mm)
	SIZE 規格 (AWG)	NO./mm 線數 / 線徑			
UL 1663	30	1/0.254 7/0.10	0.76	0.76	3.43 3.45
	28	1/0.32 7/0.127	0.76	0.76	3.51 3.53
	26	1/0.404 7/0.16	0.76	0.76	3.61 3.63
	24	1/0.511 7/0.20 11/0.16	0.76	0.76	3.73 3.75 3.75
	22	1/0.643 7/0.254 17/0.16	0.76	0.76	3.88 3.90 3.90
	20	1/0.813 7/0.32 26/0.16 21/0.18	0.76	0.76	4.08 4.12 4.08 4.09
	18	1/1.024 16/0.254 34/0.18 41/0.16	0.76	0.76	4.32 4.31 4.35 4.32
	16	1/1.29 26/0.254 52/0.18	0.76	0.76	4.63 4.64 4.64

Note: Due to O.D. tolerance, The above information is only for reference.

DESCRIPTION :

Standard: Appliance wiring material UL 758.

標準 : UL 758。

Rated voltage: 300V, Rated temperature: 60°C .

額定電壓 : 300V, 額定溫度 : 60°C 。

Conductor: 30-16 AWG, solid or stranded, tinned or bare copper.

導體 : 30-16 AWG, 單條或絞線, 鍍錫或裸銅。

PE or FRPE insulation and PVC jacket .

PE or FRPE 絕緣和 PVC 外被 。

Shielding: Optional.

遮蔽是可供選擇的。

Passed UL VW-1 flame test.

可通過 UL VW-1 垂直型耐燃測試。

APPLICATION :

For internal wiring or external connection of electronic equipment.

適用於外部連接之電子設備內部配線。

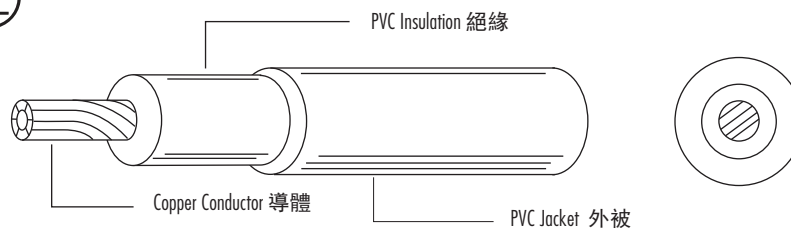




Semi-Rigid PVC Insulated, PVC Jacketed Cable

• APPROVAL:  

• CONSTRUCTION :



• GENERAL DATA :

TYPE 型號	CONDUCTOR (導體)		INSULATION THICKNESS 絕緣厚度 (mm)	JACKET THICKNESS 外被厚度 (mm)	OVERALL DIAMETER 完成外徑 ±0.1 (mm)
	SIZE 規格 (AWG)	NO./mm 線數 / 線徑			
UL 1777	30	1/0.254 7/0.10	0.23	0.76	2.37 2.39
	28	1/0.32 7/0.127	0.23	0.76	2.45 2.47
	26	1/0.404 7/0.16	0.23	0.76	2.55 2.57
	24	1/0.511 7/0.20 11/0.16	0.23	0.76	2.67 2.69 2.69
	22	1/0.643 7/0.254 17/0.16	0.23	0.76	2.82 2.84 2.84
	20	1/0.813 7/0.32 26/0.16 21/0.18	0.23	0.76	3.02 3.06 3.02 3.03
	18	1/1.024 16/0.254 34/0.18 41/0.16	0.23	0.76	3.26 3.25 3.29 3.26
	16	1/1.29 26/0.254 52/0.18	0.23	0.76	3.57 3.58 3.58

Note: Due to O.D. tolerance, The above information is only for reference.

• DESCRIPTION :

Standard: Appliance wiring material UL 758.

標準 : UL 758。

Rated voltage: 300V. Rated temperature: 80°C .

額定電壓 : 300V, 額定溫度 : 80°C。

Conductor: No. 30-16 AWG, solid or stranded, tinned or bare copper.

導體 : 30-16 AWG, 單條或絞線, 鍍錫或裸銅。

Insulation: Extruded Semi-Rigid PVC.

絕緣 : 押出的半硬質 PVC。

Jacket: PVC

外被 : PVC

Passed UL VW-1 flame test.


可通過 UL VW-1 垂直型耐燃測試。

• APPLICATION :

External or Internal Wiring of Electrical Equipment.

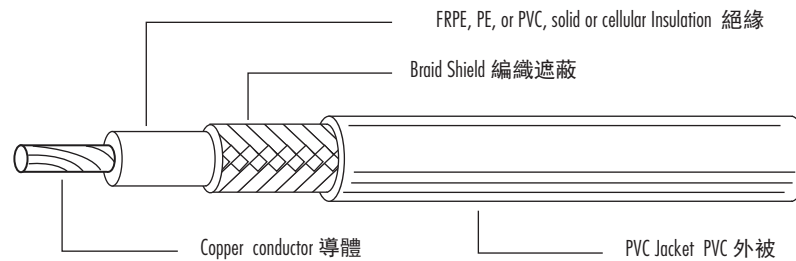
適用於電器設備外部或內部配線。





PE Insulated - Coaxial Cable

- APPROVAL: 
- CONSTRUCTION :



GENERAL DATA :

TYPE 型號	CONDUCTOR (導體)		INSULATION THICKNESS 絕緣厚度 (mm)	JACKET MIN.THICKNESS 外被最小厚度 (mm)	OVERALL DIAMETER 完成外徑 ±0.1(mm)
	SIZE 規格 (AWG)	NO./mm 線數 / 線徑			
UL 1792	30	1/0.254 7/0.10	0.30 0.33	0.18	1.35 1.43
	28	1/0.32 7/0.127	0.39 0.41	0.18	1.61 1.67
	26	1/0.404 7/0.16	0.47 0.54	0.18	1.87 2.03
	24	1/0.511 7/0.20	0.62 0.66	0.18	2.29 2.39
	22	1/0.643 7/0.254	0.78 0.85	0.18	2.76 2.92
	20	1/0.813 7/0.32	0.99 1.08	0.18	3.38 3.60

Note: Due to O.D. tolerance, The above information is only for reference.

DESCRIPTION :

Standard: Appliance wiring material UL 758.	標準 : UL 758。
Rated voltage: 30V. Rated temperature: 80°C .	額定電壓 : 30V, 額定溫度 : 80°C。
Conductor: No. 40 AWG minimum, material not specified.	導體 : 最小 40AWG, 材質無特定。
Insulation: FRPE, PE, or PVC, solid or cellular.	絕緣 : FRPE, PE, or PVC, solid or cellular。
Jacket: PVC.	外被 : PVC。
Passed UL VW-1 flame test.	可通過 UL VW-1 垂直型耐燃測試。
Inner Covering: Optional 2 mils minimum of - Extruded PVC, Polyamide, Thermoplastic Polyvinylidene Fluoride Resin for Thermoplastic Copolymer of Ethylene and Tetrafluoroethylene or lacquered braid.	內部的護套 : 可供選擇, 最小厚度 2mils- 經過押出的 PVC、尼龍、熱塑性聚偏氟乙炔樹脂、熱塑性乙烯和四氟乙炔共聚物或上漆的編織。
Outer Covering: Optional - Extruded PVC, 7 mils minimum.	外部護套 : 可供選擇 - PVC 押出, 最小厚度 7 密耳。
Shielding: Optional.	編織遮蔽是可供選擇的。

APPLICATION :

Internal Wiring of Electronic Equipment in Class 2 Circuits only.

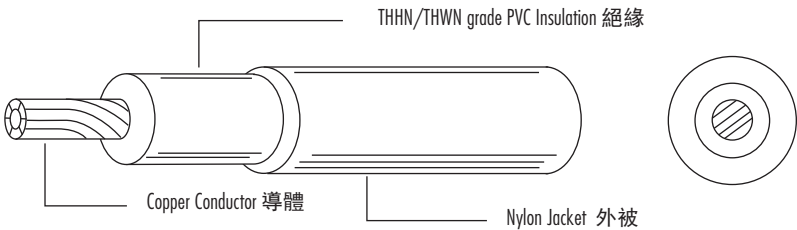
僅在 2 級電路里的電器內部配線。





Thermoplastic-Insulated Wire

- APPROVAL:
- CONSTRUCTION :



- GENERAL DATA :

TYPE 型號	CONDUCTOR (導體)		INSULATION THICKNESS 絕緣厚度 (mm)	JACKET THICKNESS 外被厚度 (mm)	OVERALL DIAMETER 完成外徑 ±0.1 (mm)
	SIZE 規格 (AWG)	NO./mm 線數 / 線徑			
UL 1841	26	1/0.404 7/0.16	0.38	0.38	2.09 2.11
	24	1/0.511 7/0.20 11/0.16	0.38	0.38	2.21 2.23 2.23
	22	1/0.643 7/0.254 17/0.16	0.38	0.38	2.36 2.38 2.38
	20	1/0.813 7/0.32 26/0.16 21/0.18	0.38	0.38	2.56 2.60 2.56 2.57
	18	1/1.024 16/0.254 34/0.18	0.38	0.38	2.80 2.79 2.83
	16	1/1.29 26/0.254 52/0.18	0.38	0.38	3.11 3.12 3.12
	14	1/1.63 41/0.254	0.38	0.38	3.50 3.50
	12	1/2.05 42/0.32 65/0.254	0.38	0.38	3.99 4.02 3.99

Note: Due to O.D. tolerance, The above information is only for reference.


- DESCRIPTION :

Standard: Appliance wiring material UL 758.	標準 : UL 758。
Rated voltage: 600V.	額定電壓 : 600V。
Rated temperature: 105°C Dry, 75°C where exposed to moisture, and 60°C or 80°C where exposed to oil.	額定溫度 : 乾燥 105°C , 潮濕 75°C , 以及浸油 60°C or 80°C 。
Conductor: 26-12 AWG, Solid or stranded, bare or tinned copper	導體 : 26-12 AWG, 單條或絞線, 裸銅或鍍錫銅。
Insulation: THHN/THWN grade PVC	THHN/THWN 級別的 PVC 絕緣。
Jacket: Nylon	外被 : 尼龍。
Passed UL VW-1 flame test.	可通過 UL VW-1 垂直型耐燃測試。
Resistant to acids, oils, alkalis, moisture and fungus.	抗酸、抗油、抗鹼、防潮及防霉。

- APPLICATION :

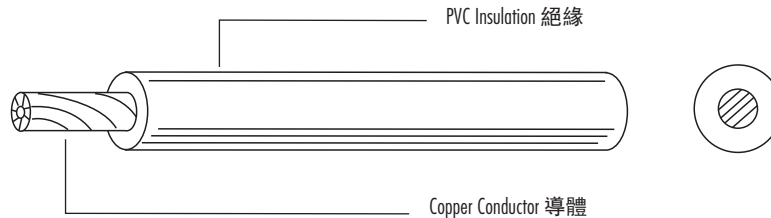
Internal wiring of appliances.	器具的內部配線。
--------------------------------	----------





Extruded PVC Insulated Wire

- APPROVAL:  c 
- CONSTRUCTION :



- GENERAL DATA :

TYPE 型號	CONDUCTOR (導體)		INSULATION THICKNESS 絕緣厚度 (mm)	JACKET THICKNESS 外被厚度 (mm)	OVERALL DIAMETER 完成外徑 ±0.1 (mm)
	SIZE 規格 (AWG)	NO./mm 線數 / 線徑			
UL 1910	18	1/1.024	1.02	—	3.30
		16/0.254			3.29
		34/0.18			3.33
	16	1/1.29	1.02	—	3.61
		26/0.254			3.62
		52/0.18			3.62
	14	1/1.63	1.02	—	4.00
		41/0.254			4.00
	12	1/2.05	1.02	—	4.49
		42/0.32			4.52
		65/0.254			4.49

Note: Due to O.D. tolerance, The above information is only for reference.

- DESCRIPTION :

Standard: Appliance wiring material UL 758.

標準 : UL 758。

Rated voltage: 600V.

額定電壓 : 600V。

Rated temperature: 105°C .

額定溫度 : 105°C

Conductor: Nos. 18-12 AWG, stranded, tinned or bare copper.

導體 : 18-12 AWG, 鍍錫銅或裸銅絞線。

Insulation: Extruded PVC

押出的 PVC 絕緣。

Passed UL VW-1 flame test.

可通過 UL VW-1 垂直型耐燃測試。

- APPLICATION :

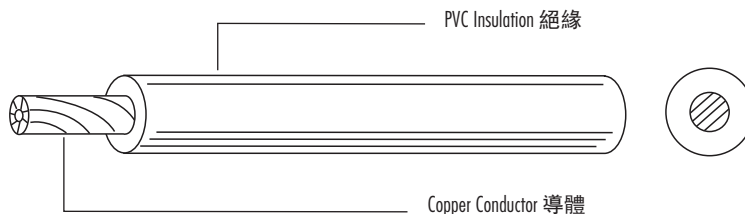
Woven through chain links of chain-suspended fixtures; also for internal wiring of appliances. 通過鏈條懸挂設備的鏈環進行編織，也可用於器具的內部配線。





PVC Insulated Wire

- APPROVAL:  
- CONSTRUCTION :



- GENERAL DATA :

TYPE 型號	CONDUCTOR (導體)		INSULATION THICKNESS 絕緣厚度 (mm)	JACKET THICKNESS 外被厚度 (mm)	OVERALL DIAMETER 完成外徑 ±0.1 (mm)
	SIZE 規格 (AWG)	NO./mm 線數 / 線徑			
UL 1916	18	1/1.024	1.02	—	3.30
		16/0.254			3.29
		34/0.18			3.33
	16	1/1.29	1.02	—	3.61
		26/0.254			3.62
		52/0.18			3.62
	14	1/1.63	1.02	—	4.00
		41/0.254			4.00
	12	1/2.05	1.02	—	4.49
		42/0.32			4.52
		65/0.254			4.49

Note: Due to O.D. tolerance, The above information is only for reference.

- DESCRIPTION :

Standard: Appliance wiring material UL 758.

標準 : UL 758。

Rated voltage: 600V.

額定電壓 : 600V。

Rated temperature: 60°C .

額定溫度 : 60°C

Conductor: Nos. 18-12 AWG, stranded, tinned or bare copper.

導體 : 18-12 AWG, 鍍錫銅或裸銅絞線。

Insulation: Extruded PVC

押出的 PVC 絕緣。

Passed UL VW-1 flame test.


可通過 UL VW-1 垂直型耐燃測試。

- APPLICATION :

10.49

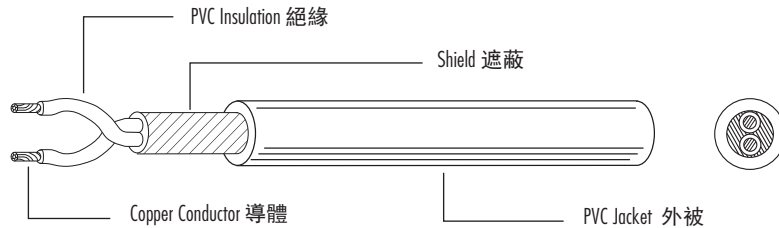
Woven through chain links of chain-suspended fixtures; also for internal wiring of appliances. 通過鏈條懸掛設備的鏈環進行編織，也可用於器具的內部配線。





Two-Conductor P.E. Insulated and PVC Jacketed Cable

- APPROVAL:
- CONSTRUCTION :



- GENERAL DATA :

TYPE 型號	CONDUCTOR (導體)		INSULATION THICKNESS 絕緣厚度 (mm)	JACKET THICKNESS 外被厚度 (mm)	OVERALL DIAMETER 完成外徑 ±0.1 (mm)
	SIZE 規格 (AWG)	NO./mm 線數 / 線徑			
UL 2092	30/2C	7/0.10	0.38	0.38	3.09
	28/2C	7/0.127	0.38	0.38	3.26
	26/2C	7/0.16	0.38	0.38	3.46
	24/2C	11/0.16	0.38	0.38	3.71
	22/2C	7/0.254	0.38	0.38	4.03
	20/2C	21/0.18	0.38	0.38	4.39
	18/2C	41/0.16	0.38	0.38	4.85
	16/2C	26/0.254	0.38	0.38	5.47

Note: Number of circuit conductors 2, AWG size of circuit conductors 30-16.
Due to O.D. tolerance, The above information is only for reference.

- DESCRIPTION :

Standard: Appliance wiring material UL 758.

Rated voltage: 300V. Rated temperature: 60°C .

Conductor: Solid or stranded, tinned or bare copper.

PE or FRPE insulation and PVC Jacket.

Conductor Assembly: Two individually insulated wires cabled together. The length of lay of the twisted wires is not specified. Fillers may be used in a cable but are not required. A barrier layer, if employed, may be 10 mils of extruded PVC, a fibrous wrap serving or braid, paper, nylon, oriented polyethylene terephthalate, or a thermoplastic-tape wrap. Such a barrier layer would serve to protect the cable during further processing and would be applied immediately over the twisted assembly of individual conductors or groups of conductors.

Shielding (Optional) Over one or both conductors.

Passed UL VW-1 flame test.

標準 : UL 758。

額定電壓：300V。額定溫度：60°C。

導體：單條或絞線，裸銅或鍍錫銅。

PE or FRPE 絕緣，PVC 外被。

導體組合：由兩根單獨絕緣的導體組合在一起。絞合的導體絞距沒有規定。可以在電纜中使用填充物，但無要求。如果有使用一隔離層，它可以是一層押出的厚度 10 密耳 PVC、纖維纏繞或編織、紙、尼龍、聚對苯二甲酸乙二酸脂或熱塑帶纏繞。此隔離層將在進一步加工中用於保護電纜，它是在單根導體的絞合或導體組的絞合上直接地加上去。

遮蔽（可任意選擇）在 1 芯或 2 芯導體上面。

可通過 UL VW-1 垂直型耐燃測試。

- APPLICATION :

Internal Wiring of Electronic Equipment.

器具的內部配線。

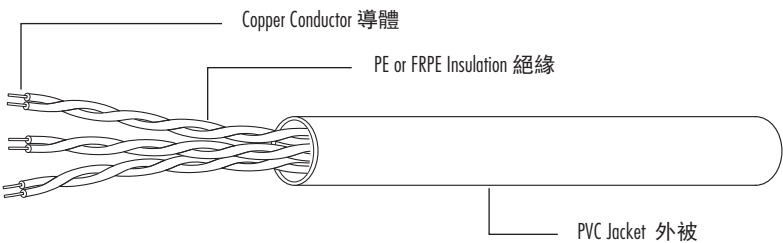
10.50





Thermoplastic (PE) Insulated, and Thermoplastic (PVC) Jacketed Wire

- APPROVAL: 
- CONSTRUCTION :



- GENERAL DATA :

TYPE 型號	CONDUCTOR (導體)		INSULATION THICKNESS 絕緣厚度 (mm)	JACKET THICKNESS 外被厚度 (mm)	OVERALL DIAMETER 完成外徑 ±0.1(mm)
	SIZE 規格 (AWG)	NO./mm 線數 / 線徑			
UL 2094	30/2Pairs	7/0.10	0.38	0.38	3.70
	28/2Pairs	7/0.127	0.38	0.38	3.89
	26/2Pairs	7/0.16	0.38	0.38	4.13
	24/2Pairs	11/0.16	0.38	0.38	4.41
	22/2Pairs	7/0.254	0.38	0.38	4.79
	20/2Pairs	21/0.18	0.38	0.38	5.20
	18/2Pairs	41/0.16	0.38	0.38	5.73
	16/2Pairs	26/0.254	0.38	0.38	6.45
	30/3Pairs	7/0.10	0.38	0.38	4.31
	28/3Pairs	7/0.127	0.38	0.38	4.54
	26/3Pairs	7/0.16	0.38	0.38	4.83
	24/3Pairs	11/0.16	0.38	0.38	5.18

Note: Numeber of circuit conductors 2 Or More, AWG size of circuit conductors 30-16.
Due to O.D. tolerance, The above information is only for reference.

- DESCRIPTION :

Standard: Appliance wiring material UL 758.	標準 : UL 758。
Rated voltage: 300V. Rated temperature: 60°C	額定電壓 : 300V。 額定溫度 : 60°C。
Conductor: solid or stranded.	導體 : 單銅或絞線。
Insulation: PE or FRPE	絕緣 : PE or FRPE。
Jacket: PVC	外被 : PVC。
Assembly: Consists of two or more conductors, twisted pairs or groups of twisted conductors twisted together. The conductors or groups of conductors may be laid parallel forming a flat, oval or round cable. The lay of the conductors is not specified. A barrier layer and/or fillers are optional. Manufacturer shall maintain a complete description of each assembly. May use same or mixed AWG size.	組合 : 由兩根或較多導體, 成對絞合或成組絞合在一起組成。導體或導體組可以平行地放置而形成一個扁形的、橢圓形的或圓形的電纜。導體的絞距沒有規定。可加一隔離層和 / 或填充物, 也可不加。制造商對於每個組合應該保留一份完整的描述。可以使用相同的或不同的 AWG 尺寸。
Covering: (Optional) A 6 mil or heavier PVC covering may be extruded over the conductor assembly.	護套 (可任意選擇) 在導體組合的上面可押出一層厚度 6mils 或較厚的 PVC 護套。
Shield: Optional.	遮蔽是可供選擇的。
Passed UL VW-1 flame test.	可通過 UL VW-1 垂直型耐燃測試。

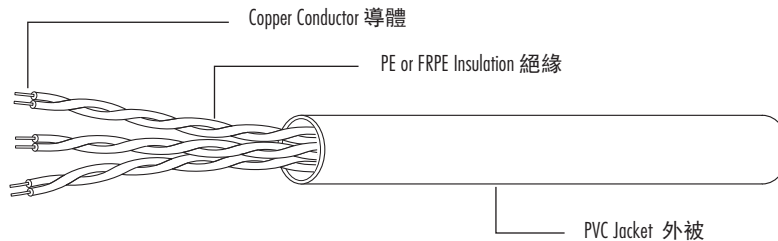
- APPLICATION :

Internal wiring of electronic equipment and appliances. Tags may indicate the following: 適用於電子設備之內部配線, 標籤可以標示如下: “最高 600V, 僅適用於電子”。



PVC Insulated, and PVC Jacketed Cable

- APPROVAL:  
- CONSTRUCTION :



- GENERAL DATA :

TYPE 型號	CONDUCTOR (導體)		INSULATION THICKNESS 絕緣厚度 (mm)	JACKET THICKNESS 外被厚度 (mm)	OVERALL DIAMETER 完成外徑 ±0.1 (mm)
	SIZE 規格 (AWG)	NO./mm 線數 / 線徑			
UL 2095 CSA TR-64	30/2Pairs	7/0.10	0.38	0.38	3.70
	28/2Pairs	7/0.127	0.38	0.38	3.89
	26/2Pairs	7/0.16	0.38	0.38	4.13
	24/2Pairs	11/0.16	0.38	0.38	4.41
	22/2Pairs	7/0.254	0.38	0.38	4.79
	20/2Pairs	21/0.18	0.38	0.38	5.20
	18/2Pairs	41/0.16	0.38	0.38	5.73
	16/2Pairs	26/0.254	0.38	0.38	6.45
	30/3Pairs	7/0.10	0.38	0.38	4.31
	28/3Pairs	7/0.127	0.38	0.38	4.54
	26/3Pairs	7/0.16	0.38	0.38	4.83
	24/3Pairs	11/0.16	0.38	0.38	5.18

Note: Numeber of circuit conductors 2 Or More, AWG size of circuit conductors 30-16.
Due to O.D. tolerance, The above information is only for reference.

- DESCRIPTION :

Standard: Appliance wiring material UL 758.	標準 : UL 758.
Rated voltage: 300V.	額定電壓 : 300V.
Rated temperature: 80°C	額定溫度 : 80°C
Insulation: PVC	絕緣 : PVC
Jacket: PVC	外被 : PVC.
Assembly: Consists of two or more conductors, twisted pairs or groups of twisted conductors twisted together. The conductors or groups of conductors may be laid parallel forming a flat, oval or round cable. The lay of the conductors is not specified. A barrier layer and/or fillers are optional. Manufacturer shall maintain a complete description of each assembly. May use same or mixed AWG size.	組合 : 由兩根或較多導體, 成對絞合或成組絞合在一起組成。導體或導體組可以平行地放置而形成一個扁形的、橢圓形的或圓形的電纜。導體的絞距沒有規定。可加一隔離層和 / 或填充物, 也可不加。製造商對於每個組合應該保留一份完整的描述。可以使用相同的或不同的 AWG 尺寸。
Covering: (Optional) A 6 mil or heavier PVC covering may be extruded over the conductor assembly.	護套 (可任意選擇) 在導體組合的上面可押出一層厚度 6 密耳或較厚的 PVC 護套。
Shield: Optional.	遮蔽是可供選擇的。
Passed UL VW-1 flame test.	可通過 UL VW-1 垂直型耐燃測試。

- APPLICATION :

Internal wiring of electronic equipment and appliances. Tags may indicate the following: 適用於電子設備之內部配線, 標籤可以標示如下: “最高 600V, 僅適用於電子”。



Thermoplastic (PVC) - Insulated, Shielded, and Jacketed Cord

- APPROVAL:  c 
- CONSTRUCTION :



- GENERAL DATA :

TYPE 型號	CONDUCTOR (導體)		INSULATION THICKNESS 絕緣厚度 (mm)	JACKET THICKNESS 外被厚度 (mm)	OVERALL DIAMETER 完成外徑 ±0.1 (mm)
	SIZE 規格 (AWG)	NO./mm 線數 / 線徑			
UL 2096 CSA TR-64	30/2C	7/0.10	0.38	0.38	3.09
	28/2C	7/0.127	0.38	0.38	3.26
	26/2C	7/0.16	0.38	0.38	3.46
	24/2C	11/0.16	0.38	0.38	3.71
	22/2C	7/0.254	0.38	0.38	4.03
	20/2C	21/0.18	0.38	0.38	4.39
	18/2C	41/0.16	0.38	0.38	4.85
	16/2C	26/0.254	0.38	0.38	5.47
	30/3C	7/0.10	0.38	0.38	3.26
	28/3C	7/0.127	0.38	0.38	3.43
	26/3C	7/0.16	0.38	0.38	3.65
	24/3C	11/0.16	0.38	0.38	3.92
	22/3C	7/0.254	0.38	0.38	4.27
	20/3C	21/0.18	0.38	0.38	4.65

Note: Number of circuit conductors 2-8, AWG size of circuit conductors 30-16.
Due to O.D. tolerance, The above information is only for reference.

- DESCRIPTION :

Standard: Appliance wiring material UL 758.

標準 : UL 758。

Rated voltage: 300V.

額定電壓 : 300V。

Rated temperature: 80°C .

額定溫度 : 80°C。

Conductor: Solid or stranded, tinned or bare copper.

導體 : 單條或絞線, 鍍錫或裸銅。

Insulation: PVC.

絕緣 : PVC。

Jacket: PVC.

外被 : PVC。

Shield: Optional.

遮蔽是可供選擇的。

Passed UL VW-1 flame test.

可通過 UL VW-1 垂直型耐燃測試。

- APPLICATION :

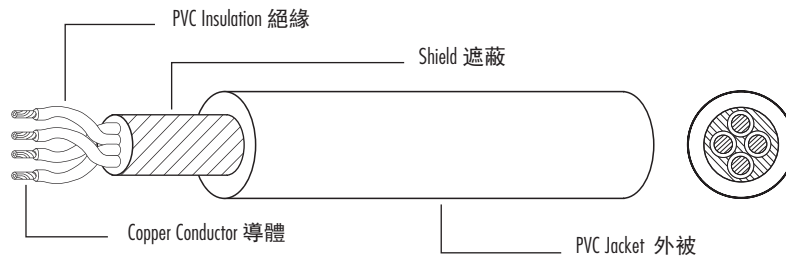
Internal Wiring of Appliances and Electronic Equipment.

器具和電子設備之內部配線。



Thermoplastic (PVC) - Insulated, Shielded, and Jacketed Cord

- APPROVAL:  c 
- CONSTRUCTION :



GENERAL DATA :

TYPE 型號	CONDUCTOR (導體)		INSULATION THICKNESS 絕緣厚度 (mm)	JACKET THICKNESS 外被厚度 (mm)	OVERALL DIAMETER 完成外徑 ±0.1 (mm)
	SIZE 規格 (AWG)	NO./mm 線數 / 線徑			
UL 2097	30/4C	7/0.10	0.38	0.38	3.42
	28/4C	7/0.127	0.38	0.38	3.61
	26/4C	7/0.16	0.38	0.38	3.85
	24/4C	11/0.16	0.38	0.38	4.13
	22/4C	7/0.254	0.38	0.38	4.51
	20/4C	21/0.18	0.38	0.38	4.92
	18/4C	41/0.16	0.38	0.38	5.45
	16/4C	26/0.254	0.38	0.38	6.17

Note: Number of circuit conductors 4, AWG size of circuit conductors 30-16.
Due to O.D. tolerance, The above information is only for reference.

DESCRIPTION :

Standard: Appliance wiring material UL 758.	標準: UL 758。
Rated voltage: 300V. Rated temperature: 80°C	額定電壓: 300V, 額定溫度: 80°C
Conductor: Solid or stranded, tinned or bare copper.	導體: 單條或絞線, 鍍錫或裸銅
PVC insulation and jacket.	PVC 絕緣和 PVC 外被
Shield: One or more conductors may have shielding consisting of Nos. 30-38 AWG tinned copper strands applied as a wrap or braid or a wrap of aluminum faced "Mylar" tape with a parallel uninsulated drain wire.	遮蔽: 1 芯或 1 芯以上的導體可以帶有由 30-38AWG 鍍錫銅束絞進行纏繞或編織或帶有一平行未絕緣排擾線的鋁箔麥拉帶進行纏繞而構成的遮蔽。
Passed UL VW-1 flame test.	可通過 UL VW-1 垂直型耐燃測試。

APPLICATION :

For Electronic Use in Non-Hazardous Locations.

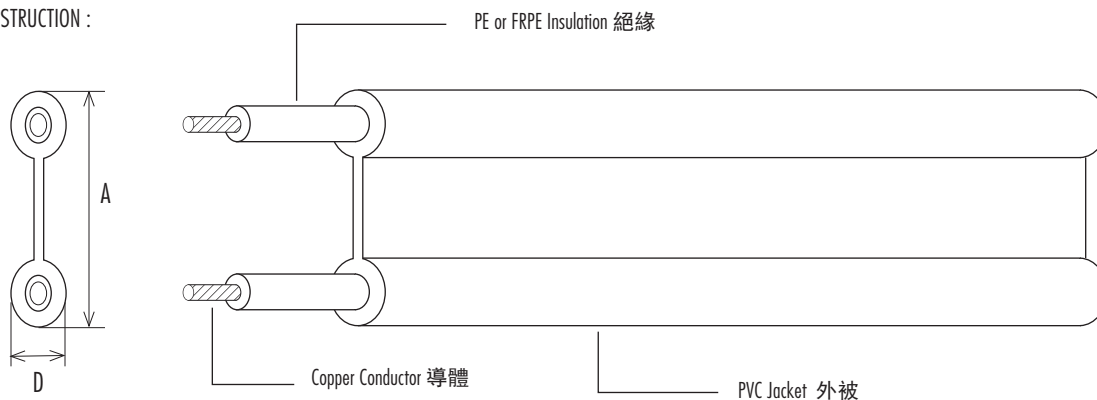
在安全位置下用於電子。



Polyethylene Insulated and PVC jacketed cable.

• APPROVAL: 

• CONSTRUCTION :



• GENERAL DATA :

TYPE 型號	CONDUCTOR (導體)		INSULATION THICKNESS 絕緣厚度 (mm)	JACKET THICKNESS 外被厚度 (mm)	OVERALL DIAMETER 完成外徑 ±0.1(mm)
	SIZE 規格 (AWG)	NO./mm 線數 / 線徑			
UL 2331	24/2C	11/0.16	0.38	0.38	2.4*9.7
	22/2C	7/0.254	0.38	0.38	2.60*10.0
	20/2C	21/0.18	0.38	0.38	2.80*10.4

Note: Number of circuit conductors 2-100, AWG size of circuit conductors 24-20.

Due to O.D. tolerance, The above information is only for reference.

• DESCRIPTION :

Standard: Appliance wiring material UL 758.

標準: UL 758。

Rated voltage: 300V. Rated temperature: 80°C .

額定電壓: 300V, 額定溫度: 80°C。

Conductor: Tinned or untinned, stranded or solid.

導體: 鍍錫或未鍍錫, 單條或絞線。

Insulation: PE or FRPE, May be insulated singles or twin lead construction. If twin lead, web width not specified.

絕緣: PE or FRPE, 可以是絕緣單體或雙芯平行結構。如果是雙芯平行, 槽寬是沒有規定的。

Jacket: PVC.

外被: PVC。

Shield: Optional.

遮蔽是可供選擇的。

Passed UL VW-1 flame test.

可通過 UL VW-1 垂直型耐燃測試。

10.55

• APPLICATION :

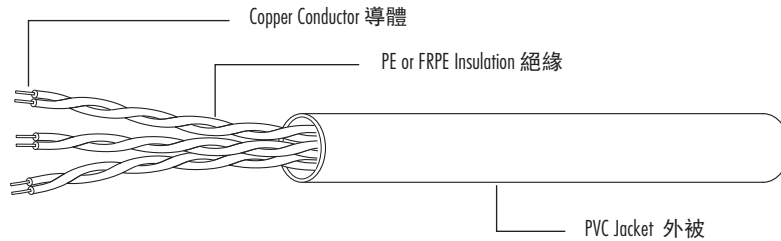
As internal wiring of Radio and Television Appliances.

作為收音機和電視機設備的內部配線。



Low Voltage Computer Cable

- APPROVAL:  
- CONSTRUCTION :



GENERAL DATA :

TYPE 型號	CONDUCTOR (導體)		INSULATION THICKNESS 絕緣厚度 (mm)	JACKET THICKNESS 外被厚度 (mm)	OVERALL DIAMETER 完成外徑 ±0.1 (mm)
	SIZE 規格 (AWG)	NO./mm 線數 / 線徑			
UL 2448	30/2Pairs	7/0.10	0.38	0.38	3.70
	28/2Pairs	7/0.127	0.38	0.38	3.89
	26/2Pairs	7/0.16	0.38	0.38	4.13
	24/2Pairs	11/0.16	0.38	0.38	4.41
	22/2Pairs	7/0.254	0.38	0.38	4.79
	20/2Pairs	21/0.18	0.38	0.38	5.20
	18/2Pairs	41/0.16	0.38	0.38	5.73
	16/2Pairs	26/0.254	0.38	0.38	6.45
	30/3Pairs	7/0.10	0.38	0.38	4.31
	28/3Pairs	7/0.127	0.38	0.38	4.54
	26/3Pairs	7/0.16	0.38	0.38	4.83
	24/3Pairs	11/0.16	0.38	0.38	5.18

Note: Number of circuit conductors 2 or more, No. 40 AWG minimum.
Due to O.D. tolerance, The above information is only for reference.

DESCRIPTION :

Standard: Appliance wiring material UL 758.	標準: UL 758。
Rated voltage: 30V. Rated temperature: 60°C or 80°C .	額定電壓: 30V。額定溫度: 60°C or 80°C。
PVC insulation and jacket.	PVC 絕緣、外被。
Assembly: Consists of two or more conductors, twisted pairs or groups of twisted conductors twisted together. The conductors or groups of conductors may be laid parallel forming a flat, oval or round cable. The lay of the conductors is not specified. A barrier layer and/or fillers are optional. Manufacturer shall maintain a complete description of each assembly. May use same or mixed AWG size.	組合: 由兩根或較多導體, 成對絞合或成組絞合在一起組成。導體或導體組可以平行地放置而形成一個扁形的、橢圓形的或圓形的電纜。導體的絞距沒有規定。可加一隔離層和 / 或填充物, 也可不加。製造商對於每個組合應該保留一份完整的描述。可以使用相同的或不同的 AWG 尺寸。
Covering: (Optional) A 6 mil or heavier PVC covering may be extruded over the conductor assembly.	護套 (可任意選擇) 在導體組合的上面可押出一層厚度 6mils 或較厚的 PVC 護套。
Shield: Optional.	遮蔽是可供選擇的。
Passed UL VW-1 flame test.	可通過 UL VW-1 垂直型耐燃測試。

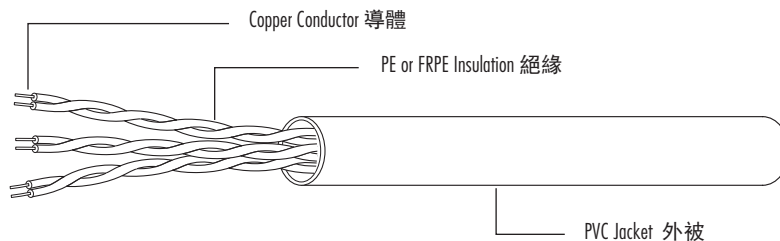
APPLICATION :

As Internal Wiring or External Interconnection in Class II Circuits of electronic equipment. 作為電器 II 級電路的內部配線或外部相互連接。



Thermoplastic (PVC) - Jacketed Cord

- APPROVAL:  
- CONSTRUCTION :



- GENERAL DATA :

TYPE 型號	CONDUCTOR (導體)		INSULATION THICKNESS 絕緣厚度 (mm)	JACKET THICKNESS 外被厚度 (mm)	OVERALL DIAMETER 完成外徑 ±0.1(mm)
	SIZE 規格 (AWG)	NO./mm 線數 / 線徑			
UL 2461	26/2Pairs	7/0.16	0.38	0.76	4.89
	24/2Pairs	11/0.16	0.38	0.76	5.17
	22/2Pairs	7/0.254	0.38	0.76	5.55
	20/2Pairs	21/0.18	0.38	0.76	5.96
	18/2Pairs	41/0.16	0.38	0.76	6.49
	16/2Pairs	26/0.254	0.38	0.76	7.21
	26/3Pairs	7/0.16	0.38	0.76	5.59
	24/3Pairs	11/0.16	0.38	0.76	5.94
	22/3Pairs	7/0.254	0.38	0.76	6.40
	20/3Pairs	21/0.18	0.38	0.76	6.90

Note: Number of circuit conductors 2-61, AWG size of circuit conductors 26-16.

Due to O.D. tolerance, The above information is only for reference.

- DESCRIPTION :

Standard: Appliance wiring material UL 758.

標準: UL 758。

Rated voltage: 300V. Rated temperature: 80°C .

額定電壓: 300V, 額定溫度: 80°C。

Conductor: Different conductor sizes may be used in one cord.

導體: 一根電線中可以由不同尺寸的導體組成。

PVC insulation and jacket.

PVC 絕緣、外被。

Assembly: Consists of two or more conductors, twisted pairs or groups of twisted conductors twisted together. The conductors or groups of conductors may be laid parallel forming a flat, oval or round cable. The lay of the conductors is not specified. A barrier layer and/or fillers are optional. Manufacturer shall maintain a complete description of each assembly. May use same or mixed AWG size.

組合: 由兩根或較多導體, 成對絞合或成組組合在一起組成。導體或導體組可以平行地放置而形成一個扁形的、橢圓形的或圓形的電纜。導體的絞距沒有規定。可加一隔離層和 / 或填充物, 也可不加。製造商對於每個組合應該保留一份完整的描述。可以使用相同的或不同的 AWG 尺寸。

Covering: (Optional) A 6 mil or heavier PVC covering may be extruded over the conductor assembly.

護套 (可任意選擇) 在導體組合的上面可押出一層厚度 6mils 或較厚的 PVC 護套。

Shield: Optional.

遮蔽是可供選擇的。

Passed UL VW-1 flame test.

可通過 UL VW-1 垂直型耐燃測試。

- APPLICATION :

Construction A, Internal wiring of x-ray equipment; or internal wiring of electronic equipment.

A 結構, X 光器具的內部配線, 或電子設備的內部及外部連接用線。

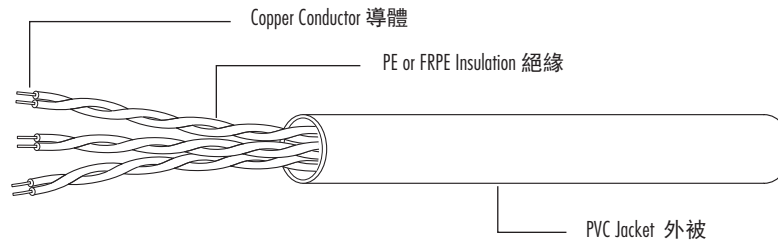
Construction B, External interconnection of electronic equipment in abuse areas (such as x-ray equipment and business machines).

B 結構, 用於環境惡劣區域的電子設備內部配線, 如 X 光器具和商業機器。



Multi-Conductor Thermoplastic-Jacketed Cable

- APPROVAL:  
- CONSTRUCTION :



- GENERAL DATA :

TYPE 型號	CONDUCTOR (導體)		INSULATION THICKNESS 絕緣厚度 (mm)	JACKET THICKNESS 外被厚度 (mm)	OVERALL DIAMETER 完成外徑 ±0.1(mm)
	SIZE 規格 (AWG)	NO./mm 線數 / 線徑			
UL 2463	30/2Pairs	7/0.10	0.38	0.76	4.46
	28/2Pairs	7/0.127	0.38	0.76	4.65
	26/2Pairs	7/0.16	0.38	0.76	4.89
	24/2Pairs	11/0.16	0.38	0.76	5.17
	22/2Pairs	7/0.254	0.38	0.76	5.55
	20/2Pairs	21/0.18	0.38	0.76	5.96
	18/2Pairs	41/0.16	0.38	0.76	6.49
	16/2Pairs	26/0.254	0.38	0.76	7.21
	30/3Pairs	7/0.10	0.38	0.76	5.07
	28/3Pairs	7/0.127	0.38	0.76	5.30
	26/3Pairs	7/0.16	0.38	0.76	5.59

Note: Number of circuit conductors 2 or more, No. 40 AWG minimum.
Due to O.D. tolerance, The above information is only for reference.

- DESCRIPTION :

Standard: Appliance wiring material UL 758.

標準: UL 758。

Rated voltage: 600V. Rated temperature: 80°C

額定電壓: 600V, 額定溫度: 80°C

PVC insulation and jacket.

PVC 絕緣和 PVC 外被。

Assembly: Consists of two or more conductors, twisted pairs or groups of twisted conductors twisted together. The conductors or groups of conductors may be laid parallel forming a flat, oval or round cable. The lay of the conductors is not specified. A barrier layer and/or fillers are optional. Manufacturer shall maintain a complete description of each assembly. May use same or mixed AWG size.

組合: 由兩根或較多導體, 成對絞合或成組絞合在一起組成。導體或導體組可以平行地放置而形成一個扁形的、橢圓形的或圓形的電纜。導體的絞距沒有規定。可加一隔離層和/或填充物, 也可不加。製造商對於每個組合應該保留一份完整的描述。可以使用相同的或不同的 AWG 尺寸。

Covering: (Optional) A 6 mil or heavier PVC covering may be extruded over the conductor assembly.

護套 (可任意選擇) 在導體組合的上面可押出一層厚度 6mils 或較厚的 PVC 護套。

Shield: Optional.

遮蔽是可供選擇的。

Passed UL VW-1 flame test.

可通過 UL VW-1 垂直型耐燃測試。

- APPLICATION :

Construction A, Internal wiring of X-ray Equipment, or in the internal or external interconnection of electronic equipment.

A 結構, X 光器具的內部配線, 或電子設備的內部及外部連接用線。


Construction B, External interconnection of electronic equipment in abuse areas, such as X-ray Equipment and Business Machines.

B 結構, 用於環境惡劣區域的電子設備內部配線, 如 X 光器具和商業機器。



PVC Jacketed Cable

- APPROVAL:  c 
- CONSTRUCTION :



GENERAL DATA :

TYPE 型號	CONDUCTOR (導體)		INSULATION THICKNESS 絕緣厚度 (mm)	Braid Shield 編織隔離	JACKET THICKNESS 外被厚度 (mm)	OVERALL DIAMETER 完成外徑 ±0.1(mm)
	SIZE 規格 (AWG)	NO./mm 線數 / 線徑				
UL 2464 CSA AWM	26/3G	7/0.16	0.25	16/5/0.127	0.80	4.5
	26/4G	7/0.16	0.25	16/5/0.127	0.80	4.8
	26/5G	7/0.16	0.25	16/6/0.127	0.80	5.1
	26/6G	7/0.16	0.25	16/6/0.127	0.80	5.4
	26/7G	7/0.16	0.25	16/6/0.127	0.80	5.4
	26/8G	7/0.16	0.25	16/6/0.127	0.80	5.7
	26/9G	7/0.16	0.25	16/8/0.127	0.80	6.0
	26/10G	7/0.16	0.25	16/8/0.127	0.80	6.3
	26/15G	7/0.16	0.25	16/8/0.127	0.85	7.0
	26/25G	7/0.16	0.25	24/6/0.127	1.00	8.6
	24/3G	7/0.203	0.25	16/5/0.127	0.80	4.7
	24/4G	7/0.203	0.25	16/5/0.127	0.80	5.1
	24/5G	7/0.203	0.25	16/6/0.127	0.80	5.6
	24/6G	7/0.203	0.25	16/6/0.127	0.80	5.7
	24/7G	7/0.203	0.25	16/8/0.127	0.80	5.7
	24/8G	7/0.203	0.25	16/8/0.127	0.80	6.2
	24/9G	7/0.203	0.25	16/8/0.127	0.85	6.8
	24/10G	7/0.203	0.25	16/8/0.127	0.85	6.7
	24/15G	7/0.203	0.25	24/8/0.127	0.85	7.4
	24/25G	7/0.203	0.25	24/8/0.127	1.00	9.1

Note: AWG size of circuit conductors 28-10 .

Due to O.D. tolerance, The above information is only for reference.

DESCRIPTION :

Standard: Appliance wiring material UL 758.	標準 : UL 758.
Rated voltage: 300V. Rated temperature: 80°C .	額定電壓 : 300V, 額定溫度 : 80°C。
Tinned stranded copper conductor. Color-coded semi-rigid PVC insulation.	鍍錫銅絞線, 半硬質 PVC 絕緣。
Cores cabled under aluminum mylar shield.	芯線集合後鋁箔麥拉帶遮蔽。
Tinned copper braid shield, 85% coverage.	鍍錫銅線編織遮蔽率, 達 85%。
PVC Jacketed computer and data transmission cable .	PVC 外被電腦及資料傳送電纜。
Shield: Optional.	編織遮蔽是可供選擇的。
Passed UL VW-1 flame test.	可通過 UL VW-1 垂直型耐燃測試。

APPLICATION :

Sound broadcast, audio, instrumentation and computer cables for EIA RS-232 applications.

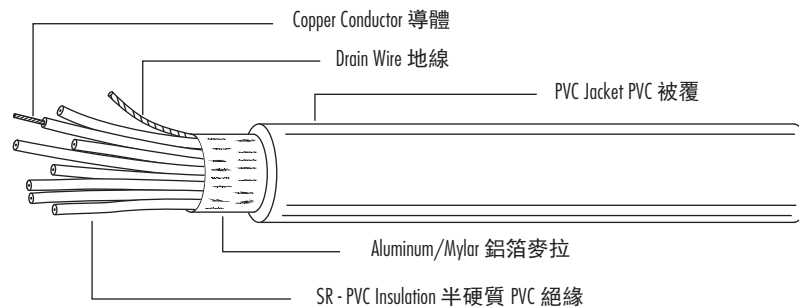
適用於廣播、視聽器具、儀器、電腦, EIA RS-232 國際電工規範。





PVC Jacketed Computer and data transmission cable

- APPROVAL:  
- CONSTRUCTION :



GENERAL DATA :

TYPE 型號	CONDUCTOR (導體)		INSULATION THICKNESS 絕緣厚度 (mm)	JACKET THICKNESS 外被厚度 (mm)	OVERALL DIAMETER 完成外徑 ±0.1(mm)
	SIZE 規格 (AWG)	NO./mm 線數 / 線徑			
UL 2464 CSA AWM	26/3G	7/0.16	0.25	0.80	3.9
	26/4G	7/0.16	0.25	0.80	4.2
	26/5G	7/0.16	0.25	0.80	4.5
	26/6G	7/0.16	0.25	0.80	4.8
	26/7G	7/0.16	0.25	0.80	4.8
	26/8G	7/0.16	0.25	0.80	5.1
	26/9G	7/0.16	0.25	0.80	5.4
	26/10G	7/0.16	0.25	0.80	5.7
	26/15G	7/0.16	0.25	0.85	6.4
	26/25G	7/0.16	0.25	1.00	8.0
	24/3G	7/0.203	0.25	0.80	4.2
	24/4G	7/0.203	0.25	0.80	4.5
	24/5G	7/0.203	0.25	0.80	4.9
	24/6G	7/0.203	0.25	0.80	5.2
	24/7G	7/0.203	0.25	0.80	5.2
	24/8G	7/0.203	0.25	0.80	5.5
	24/9G	7/0.203	0.25	0.85	5.8
	24/10G	7/0.203	0.25	0.85	6.2
	24/15G	7/0.203	0.25	0.85	6.9
	24/25G	7/0.203	0.25	1.00	8.6

Note: AWG size of circuit conductors 28-10 .

Due to O.D. tolerance, The above information is only for reference.

DESCRIPTION :

Standard: Appliance wiring material UL 758.	標準: UL 758.
Rated voltage: 300V. Rated temperature: 80°C .	額定電壓: 300V, 額定溫度: 80°C.
Tinned stranded copper conductor. Color-coded semi-rigid PVC insulation.	鍍錫銅絞線, 全色碼半硬質 PVC 絕緣。
Cores cabled under aluminum mylar shield.	麥拉鋁箔遮蔽。
PVC Jacketed, unpaired computer and data transmission cable.	非對型電腦 PVC 外被及資料傳送電纜。
Passed UL VW-1 flame test. CL3 approval	可通過 UL VW-1 垂直型耐燃測試,

APPLICATION :

Sound broadcast, audio, instrumentation and computer cables for ELA RS-232 applications.

適用於廣播、視聽器具、儀器、電腦, EIA RS-232 國際電工規範。

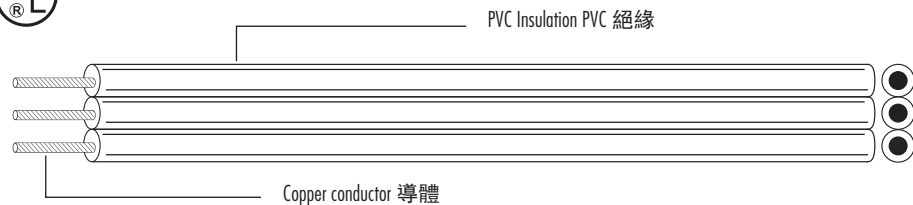




Flat Ribbon-Type Cable

• APPROVAL:  

• CONSTRUCTION :



• GENERAL DATA :

TYPE 型號	CONDUCTOR (導體)		INSULATION THICKNESS 絕緣厚度 (mm)	JACKET THICKNESS 外被厚度 (mm)	OVERALL DIAMETER 完成外徑 ±0.1(mm)
	SIZE 規格 (AWG)	NO./mm 線數 / 線徑			
UL 2468 CSA AWM	32/2C	1/0.203	0.38	—	1.14*2.14
	30/2C	7/0.10	0.38	—	1.22*2.28
	28/2C	7/0.127	0.38	—	1.30*2.45
	26/2C	7/0.16	0.38	—	1.40 x 2.8
	24/2C	11/0.16	0.38	—	1.5*3.1
	22/2C	17/0.16	0.38	—	1.5*3.2
	20/2C	26/0.16	0.38	—	2.7*5.4
	18/2C	41/0.16	0.38	—	2.09*4.04
	16/2C	26/0.254	0.38	—	2.41*4.66
	32/3C	1/0.203	0.38	—	1.14*3.13
	30/3C	7/0.10	0.38	—	1.22*3.35
	28/3C	7/0.127	0.38	—	1.30*3.59
	26/3C	7/0.16	0.38	—	1.4*4.2
	24/3C	11/0.16	0.38	—	1.5*4.7
	22/3C	17/0.16	0.38	—	1.5*4.4
	20/3C	26/0.16	0.38	—	2.7*7.2
	18/3C	41/0.16	0.38	—	2.09*5.98

Note: Number of circuit conductors 2-150, AWG size of circuit conductors 32-16.
Due to O.D. tolerance, The above information is only for reference.

• DESCRIPTION :

Standard: Appliance wiring material UL 758.

標準: UL 758。

Rated voltage: 300V, Rated temperature: 80°C .

額定電壓: 300V, 額定溫度: 80°C。

Conductor: Tinned or bare, solid or stranded copper, conductors laid parallel and in one plane. Same or mixed AWG.

導體: 鍍錫或裸露, 單條或束絞銅, 導體平行放置在一個面上。由相同或不同的 AWG 尺寸組成。

PVC insulation. Flat type cable.

PVC 絕緣, 並排電纜。

Covering: Optional.

護套: 可供選擇。

Shield: Optional.

遮蔽: 可供選擇。

Resistant to acids, oils, alkalis, moisture and fungus.

抗酸、抗油、抗鹼、防潮及防霉。

Passed UL VW-1 flame test.

可通過 UL VW-1 垂直型耐燃測試。

• APPLICATION :

Internal wiring of Appliances.

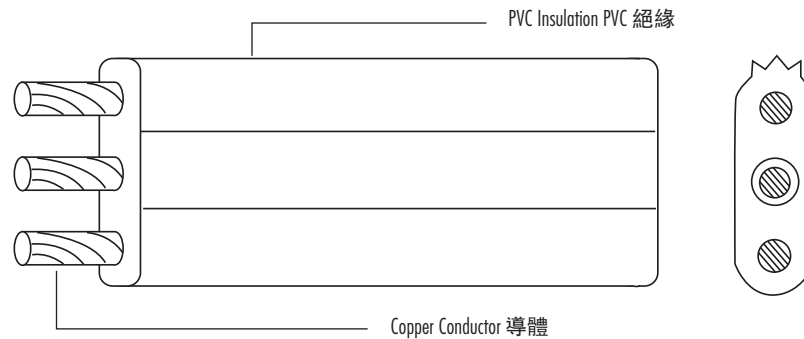
器具的內部配線。



Flat Ribbon-Type Cable

- APPROVAL:  c 

- CONSTRUCTION :



- GENERAL DATA :

TYPE 型號	CONDUCTOR (導體)		INSULATION THICKNESS 絕緣厚度 (mm)	JACKET THICKNESS 外被厚度 (mm)	OVERALL DIAMETER 完成外徑 ±0.1(mm)
	SIZE 規格 (AWG)	NO./mm 線數 / 線徑			
UL 2474	28/2C	7/0.127	0.76	—	2.06*3.97
	26/2C	7/0.16	0.76	—	2.16*4.17
	24/2C	11/0.16	0.76	—	2.28*4.42
	22/2C	17/0.16	0.76	—	2.43*4.71
	20/2C	21/0.18	0.76	—	2.61*5.07
	18/2C	41/0.16	0.76	—	2.85*5.56
	16/2C	26/0.254	0.76	—	3.17*6.18
	14/2C	41/0.254	0.76	—	3.59*7.04
	12/2C	65/0.254	0.76	—	4.04*7.92
	10/2C	41/0.405	0.76	—	4.67*9.18
	28/3C	7/0.127	0.76	—	2.06*5.87
	26/3C	7/0.16	0.76	—	2.16*6.18
	24/3C	11/0.16	0.76	—	2.28*6.55
	22/3C	7/0.254	0.76	—	2.45*7.04

Note: Numeber of circuit conductors 2-100.

Due to O.D. tolerance, The above information is only for reference.

- DESCRIPTION :

Standard: Appliance wiring material UL 758.

標準: UL 758.

Rated voltage: 600V, Rated temperature: 105°C .

額定電壓: 600V, 額定溫度: 105°C.

Conductor Assembly: 2 to 100 conductors bonded together in such a fashion to form a flat ribbon-type cable. All conductors in any one cable may be of the same AWG size or mixed AWG sizes. Similar cables may be formed from twisted pairs bonded together in 2-100 conductor assembly.

導體組合: 由 2-100 根導體結合在一起形成一芯扁平的帶有毛邊的電纜。在任一電纜里的所有導體尺寸可以相同也可以不同。類似的電纜可以由成對絞合在 2-100 芯導體組合中結合在一起而形成。

PVC insulation. Flat type cable.

PVC 絕緣, 並排電纜。

Passed UL VW-1 flame test.

可通過 UL VW-1 垂直型耐燃測試。

- APPLICATION :

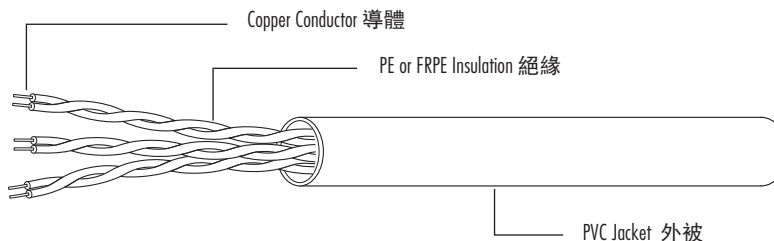
Internal wiring in Electronic Equipment and Appliances

電子設備和器具的內部配線。



Computer Cable

- APPROVAL:  
- CONSTRUCTION :



- GENERAL DATA :

TYPE 型號	CONDUCTOR (導體)		INSULATION THICKNESS 絕緣厚度 (mm)	JACKET THICKNESS 外被厚度 (mm)	OVERALL DIAMETER 完成外徑 ±0.1 (mm)
	SIZE 規格 (AWG)	NO./mm 線數 / 線徑			
UL 2490	30/2Pairs	7/0.10	0.38	1.52	5.98
	28/2Pairs	7/0.127	0.38	1.52	6.17
	26/2Pairs	7/0.16	0.38	1.52	6.41
	24/2Pairs	11/0.16	0.38	1.52	6.69
	22/2Pairs	7/0.254	0.38	1.52	7.07
	20/2Pairs	21/0.18	0.38	1.52	7.48
	18/2Pairs	41/0.16	0.38	1.52	8.01
	16/2Pairs	26/0.254	0.38	1.52	8.73
	30/3Pairs	7/0.10	0.38	1.52	6.59
	28/3Pairs	7/0.127	0.38	1.52	6.82
	26/3Pairs	7/0.16	0.38	1.52	7.11
	24/3Pairs	11/0.16	0.38	1.52	7.46

Note: Number of circuit conductors 2 Or More, No. 36 AWG minimum.
Due to O.D. tolerance, The above information is only for reference.

- DESCRIPTION :

Standard: Appliance wiring material UL 758.

標準: UL 758。

Rated voltage: not specified. Rated temperature: 60°C .

額定電壓: 不限。額定溫度: 60°C

Conductor: stranded or solid.

導體: 單條或絞線。

PVC insulation and jacket.

PVC 絕緣、外被。

Conductor Assembly: Two or more singles, twisted pairs or groups of twisted singles twisted together or groups may be laid parallel to form flat, oval or round cable. Lay not specified. Barrier layer and/or fillers optional. Manufacturer shall maintain a complete description of each assembly. May use same or mixed AWG size.

組合: 由兩根或兩根以上的單導體組成, 成對絞合或成組絞合或單導體或單導體組可以平行地放置而形成一個扁平的、橢圓形的或圓形的電纜。導體的絞距沒有規定。可加一隔離層和 / 或填充物, 也可不加。製造商對於每個組合應該保留一份完整的描述。可以使用相同的或不同的 AWG 尺寸。

Covering: (Optional) - A thermoplastic (PVC, PTFE or ect.) covering may be extruded over one or more groups of conductors (each group consisting of two or more conductors).

護套 (可加可不加) - 可以一組或多組導體 (每組由兩芯或多芯導體組成) 上押出一層熱塑性材質的護套 (PVC 和 PTFE 等等)。

Shield: (Optional) Over two or more conductors, the assembly or covering.

遮蔽 (可加可不加) 在兩芯或多芯導體, 組合或護套的上面。

Passed UL VW-1 flame test.

可通過 UL VW-1 垂直型耐燃測試。

- APPLICATION :

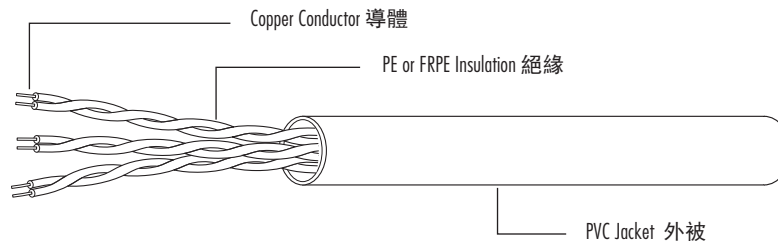
External interconnection of computers and electronic equipment.

電腦和電子設備的外部相互連接。



Thermoplastic (PVC) - Jacketed Cord

- APPROVAL:  c 
- CONSTRUCTION :



GENERAL DATA :

TYPE 型號	CONDUCTOR (導體)		INSULATION THICKNESS 絕緣厚度 (mm)	JACKET THICKNESS 外被厚度 (mm)	OVERALL DIAMETER 完成外徑 ±0.1(mm)
	SIZE 規格 (AWG)	NO./mm 線數 / 線徑			
UL 2493	30/2Pairs	7/0.10	0.5	1.14	5.09
	28/2Pairs	7/0.127	0.5	1.14	5.26
	26/2Pairs	7/0.16	0.5	1.14	5.46
	24/2Pairs	11/0.16	0.5	1.14	5.71
	22/2Pairs	7/0.254	0.5	1.14	6.03
	20/2Pairs	21/0.18	0.5	1.14	6.39
	18/2Pairs	41/0.16	0.5	1.14	6.85
	16/2Pairs	26/0.254	0.5	1.14	7.47
	30/3Pairs	7/0.10	0.5	1.14	5.29
	28/3Pairs	7/0.127	0.5	1.14	5.47
	26/3Pairs	7/0.16	0.5	1.14	5.69
	24/3Pairs	11/0.16	0.5	1.14	5.96

Note: Number of circuit conductors 2 Or More, AWG size of circuit conductors 30-16.
Due to O.D. tolerance, The above information is only for reference.

DESCRIPTION :

Standard: Appliance wiring material UL 758.	標準: UL 758。
Rated voltage: not specified. Rated temperature: 60°C .	額定電壓: 不限。額定溫度: 60°C
PVC insulation and jacket.	PVC 絕緣、外被。
Assembly: Consists of two or more conductors, twisted pairs or groups of twisted conductors twisted together. The conductors or groups of conductors may be laid parallel forming a flat, oval or round cable. The lay of the conductors is not specified. A barrier layer and/or fillers are optional. Manufacturer shall maintain a complete description of each assembly. May use same or mixed AWG size.	組合: 由兩根或較多導體, 成對絞合或成組絞合在一起組成。導體或導體組可以平行地放置而形成一個扁形的、橢圓形的或圓形的電纜。導體的絞距沒有規定。可加一隔離層和 / 或填充物, 也可不加。製造商對於每個組合應該保留一份完整的描述。可以使用相同的或不同的 AWG 尺寸。
Covering: (Optional) - A 6 mil or heavier PVC covering may be extruded over the conductor assembly.	護套是可供選擇的, 在導體組合的上面可押出一層厚度 6 密耳或較厚的 PVC 護套。
Shield: (Optional)	遮蔽是可供選擇的。
Passed UL VW-1 flame test.	可通過 UL VW-1 垂直型耐燃測試。

APPLICATION :

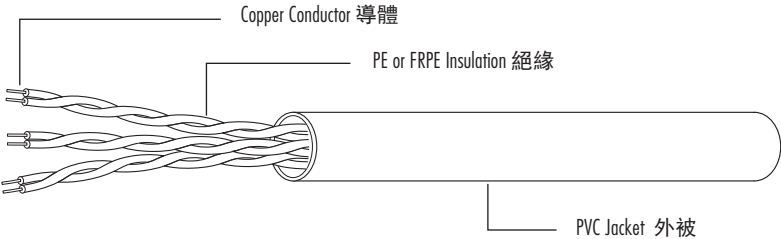
External interconnection of electronic equipment.

電子設備的外部相互連接。



Thermoplastic (PVC) -Jacketed Cable

- APPROVAL:  
- CONSTRUCTION :



GENERAL DATA :

TYPE 型號	CONDUCTOR (導體)		INSULATION THICKNESS 絕緣厚度 (mm)	JACKET THICKNESS 外被厚度 (mm)	OVERALL DIAMETER 完成外徑 ±0.1(mm)
	SIZE 規格 (AWG)	NO./mm 線數 / 線徑			
UL 2501	30/2Pairs	7/0.10	0.38	1.52	5.98
	28/2Pairs	7/0.127	0.38	1.52	6.17
	26/2Pairs	7/0.16	0.38	1.52	6.41
	24/2Pairs	11/0.16	0.38	1.52	6.69
	22/2Pairs	7/0.254	0.38	1.52	7.07
	20/2Pairs	21/0.18	0.38	1.52	7.48
	18/2Pairs	41/0.16	0.38	1.52	8.01
	16/2Pairs	26/0.254	0.38	1.52	8.73
	30/3Pairs	7/0.10	0.38	1.52	6.59
	28/3Pairs	7/0.127	0.38	1.52	6.82
	26/3Pairs	7/0.16	0.38	1.52	7.11
	24/3Pairs	11/0.16	0.38	1.52	7.46

Note: Numeber of circuit conductors 2 Or More, No. 40 AWG min.
Due to O.D. tolerance, The above information is only for reference.

DESCRIPTION :

Standard: Appliance wiring material UL 758.	標準 : UL 758.
Rated voltage: 600V. Rated temperature: 105°C .	額定電壓 : 600V. 額定溫度 : 105°C
PVC insulation and jacket.	PVC 絕緣、外被。
Assembly: Consists of two or more conductors, twisted pairs or groups of twisted conductors twisted together. The conductors or groups of conductors may be laid parallel forming a flat, oval or round cable. The lay of the conductors is not specified. A barrier layer and/or fillers are optional. Manufacturer shall maintain a complete description of each assembly. May use same or mixed AWG size.	組合 : 由兩根或較多導體, 成對絞合或成組絞合在一起組成。導體或導體組可以平行地放置而形成一個扁形的、橢圓形的或圓形的電纜。導體的絞距沒有規定。可加一隔離層和 / 或填充物, 也可不加。製造商對於每個組合應該保留一份完整的描述。可以使用相同的或不同的 AWG 尺寸。
Covering: (Optional) A 6 mil or heavier PVC covering may be extruded over the conductor assembly.	護套是可供選擇的, 在導體組合上可以押出一層厚度 6 密耳或較厚的 PVC 護套。
Shield: (Optional).	遮蔽是可供選擇的。
Passed UL VW-1 flame test.	可通過 UL VW-1 垂直型耐燃測試。

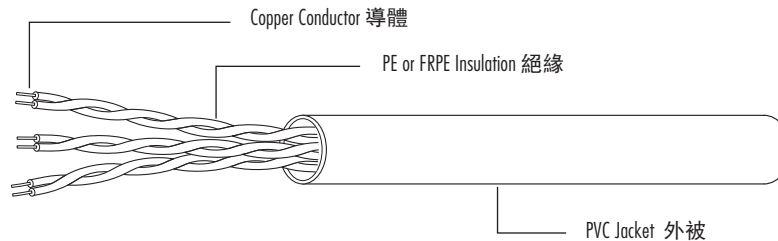
APPLICATION :

External interconnection cable where terminated in connectors. 外部互連電纜的終端在連接器里。



Thermoplastic (PVC)-Jacketed Cable

- APPROVAL:  c 
- CONSTRUCTION :



GENERAL DATA :

TYPE 型號	CONDUCTOR (導體)		INSULATION THICKNESS 絕緣厚度 (mm)	JACKET THICKNESS 外被厚度 (mm)	OVERALL DIAMETER 完成外徑 ±0.1 (mm)
	SIZE 規格 (AWG)	NO./mm 線數 / 線徑			
UL 2502	30/2Pairs	7/0.10	0.38	0.76	4.46
	28/2Pairs	7/0.127	0.38	0.76	4.65
	26/2Pairs	7/0.16	0.38	0.76	4.89
	24/2Pairs	11/0.16	0.38	0.76	5.17
	22/2Pairs	7/0.254	0.38	0.76	5.55
	20/2Pairs	21/0.18	0.38	0.76	5.96
	18/2Pairs	41/0.16	0.38	0.76	6.49
	16/2Pairs	26/0.254	0.38	0.76	7.21
	30/3Pairs	7/0.10	0.38	0.76	5.07
	28/3Pairs	7/0.127	0.38	0.76	5.30
	26/3Pairs	7/0.16	0.38	0.76	5.59
	24/3Pairs	11/0.16	0.38	0.76	5.94

Note: Number of circuit conductors 2 Or More, No. 40 AWG min.
Due to O.D. tolerance, The above information is only for reference.

DESCRIPTION :

Standard: Appliance wiring material UL 758.	標準: UL 758。
Rated voltage: 30V. Rated temperature: 80°C .	額定電壓: 30V. 額定溫度: 80°C
PVC insulation and jacket.	PVC 絕緣、外被。
Covering: (Optional) A 6 mil or heavier PVC covering may be extruded over each twisted pair, groups of conductors, or the conductor assembly.	護套是可供選擇的，在每個成對絞合、導體組或導體組合上可以押出一層厚度 6 密耳或較厚的 PVC 護套。
Assembly: Consists of two or more conductors, twisted pairs or groups of twisted conductors twisted together. The conductors or groups of conductors may be laid parallel forming a flat, oval or round cable. The lay of the conductors is not specified. A barrier layer and/or fillers are optional. Manufacturer shall maintain a complete description of each assembly. May use same or mixed AWG size.	組合: 由兩根或較多導體，成對絞合或成組絞合在一起組成。導體或導體組可以平行地放置而形成一個扁形的、橢圓形的或圓形的電纜。導體的絞距沒有規定。可加一隔離層和 / 或填充物，也可不加。製造商對於每個組合應該保留一份完整的描述。可以使用相同的或不同的 AWG 尺寸。
Shield: (Optional)	遮蔽是可供選擇的。
Passed UL VW-1 flame test.	可通過 UL VW-1 垂直型耐燃測試。

APPLICATION :

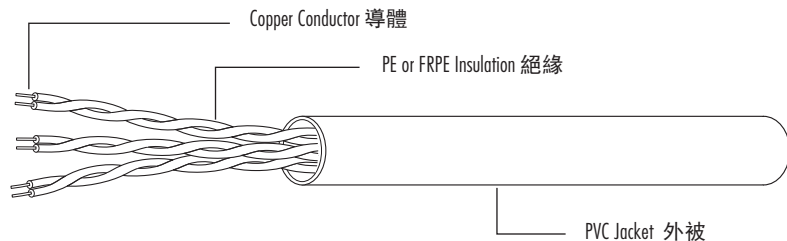
Internal wiring or external interconnection of electronic equipment.

電子設備的內部配線或外部相互連接。



Thermoplastic (PVC) Jacketed Cord

- APPROVAL:  
- CONSTRUCTION :



- GENERAL DATA :

TYPE 型號	CONDUCTOR (導體)		INSULATION THICKNESS 絕緣厚度 (mm)	JACKET THICKNESS 外被厚度 (mm)	OVERALL DIAMETER 完成外徑 ±0.1(mm)
	SIZE 規格 (AWG)	NO./mm 線數 / 線徑			
UL 2517	30/2Pairs	7/0.10	0.38	0.76	4.46
	28/2Pairs	7/0.127	0.38	0.76	4.65
	26/2Pairs	7/0.16	0.38	0.76	4.89
	24/2Pairs	11/0.16	0.38	0.76	5.17
	22/2Pairs	7/0.254	0.38	0.76	5.55
	20/2Pairs	21/0.18	0.38	0.76	5.96
	18/2Pairs	41/0.16	0.38	0.76	6.49
	16/2Pairs	26/0.254	0.38	0.76	7.21
	30/3Pairs	7/0.10	0.38	0.76	5.07
	28/3Pairs	7/0.127	0.38	0.76	5.30
	26/3Pairs	7/0.16	0.38	0.76	5.59
	24/3Pairs	11/0.16	0.38	0.76	5.94

Note: Number of circuit conductors 2 Or More, No. 40 AWG min.
Due to O.D. tolerance, The above information is only for reference.

- DESCRIPTION :

Standard: Appliance wiring material UL 758.

標準: UL 758。

Rated voltage: 300V. Rated temperature: 105°C .

額定電壓: 300V. 額定溫度: 105°C

PVC insulation and jacket.

PVC 絕緣、外被。

Assembly: Consists of two or more singles, twisted pairs or groups of twisted singles twisted together. The singles or groups of singles may be laid parallel forming a flat, oval or round cable. The lay of the conductors are not specified. A barrier layer and/or fillers are optional. Manufacturer shall maintain a complete description of each assembly. May use same or mixed AWG size.

組合: 由兩根或兩根以上的單導體組成, 成對絞合或成組絞合或單導體或單導體組可以平行地放置而形成一個扁平的、橢圓形的或圓形的電纜。導體的絞距沒有規定。可加一隔離層和 / 或填充物, 也可不加。製造商對於每個組合應該保留一份完整的描述。可以使用相同的或不同的 AWG 尺寸。

Covering: (Optional) - A 6 mil or heavier PVC covering may be extruded over the conductor assembly.

護套是可供選擇的, 在導體組合的上面可押出一層厚度 6 密耳或較厚的 PVC 護套。

Shield: (Optional)

遮蔽是可供選擇的。

Passed UL VW-1 flame test.

可通過 UL VW-1 垂直型耐燃測試。

- APPLICATION :

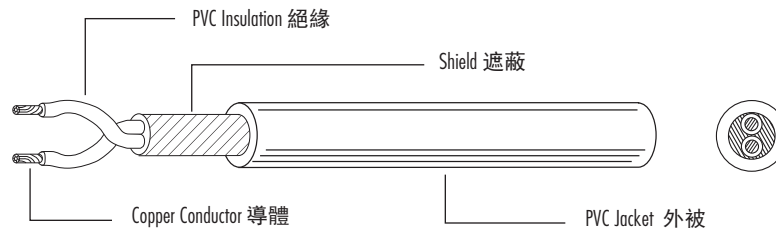
External interconnection of electronic equipment or internal wiring of electronic equipment or appliances.

電子設備的外部相互連接, 或電子設備及器具的內部配線。



Two or Three Conductor-Semi-Rigid PVC Insulated and PVC Jacketed Wire

- APPROVAL:  c 
- CONSTRUCTION :



GENERAL DATA :

TYPE 型號	CONDUCTOR (導體)		INSULATION THICKNESS 絕緣厚度 (mm)	JACKET THICKNESS 外被厚度 (mm)	OVERALL DIAMETER 完成外徑 ±0.1(mm)
	SIZE 規格 (AWG)	NO./mm 線數 / 線徑			
UL 2547	30/2C	7/0.10	0.23	0.31	2.35
	28/2C	7/0.127	0.23	0.31	2.52
	26/2C	7/0.16	0.23	0.31	2.72
	24/2C	11/0.16	0.23	0.31	2.97
	22/2C	7/0.254	0.23	0.31	3.29
	20/2C	21/0.18	0.23	0.31	3.65
	18/2C	41/0.16	0.23	0.31	4.11
	16/2C	26/0.254	0.23	0.31	4.73
	30/3C	7/0.10	0.23	0.31	2.47
	28/3C	7/0.127	0.23	0.31	2.65
	26/3C	7/0.16	0.23	0.31	2.86
	24/3C	11/0.16	0.23	0.31	3.13
	22/3C	7/0.254	0.23	0.31	3.48
	20/3C	21/0.18	0.23	0.31	3.86

Note: Number of circuit conductors 2-3, AWG size of circuit conductors 30-16.
Due to O.D. tolerance, The above information is only for reference.

DESCRIPTION :

Standard: Appliance wiring material UL 758.	標準: UL 758。
Voltage not specified, Rated temperature: 80°C .	電壓無特定, 額定溫度: 80°C。
Conductor: Solid or stranded, tinned or bare copper.	導體: 單條或絞線, 鍍錫或裸銅。
Insulation: Extruded semi-rigid PVC	絕緣: 押出的半硬質 PVC。
Jacket: Extruded PVC,	外被: 押出的 PVC。
Shield: (Optional)	遮蔽是可供選擇的。
Passed UL VW-1 flame test.	可通過 UL VW-1 垂直型耐燃測試。

APPLICATION :

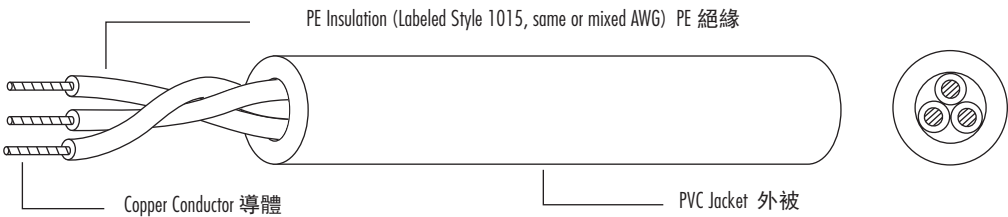
Internal wiring of electronic equipment where not exposed to movement or mechanical abuse. 適用於電子設備之內部配線, 用於未受到移動或機械損傷的地方。



Flat or Round PE Insulated Cable

• APPROVAL:

• CONSTRUCTION :



• GENERAL DATA :

TYPE 型號	CONDUCTOR (導體)		INSULATION THICKNESS 絕緣厚度 (mm)	JACKET THICKNESS 外被厚度 (mm)	OVERALL DIAMETER 完成外徑 ±0.1 (mm)
	SIZE 規格 (AWG)	NO./mm 線數 / 線徑			
UL 2552	30/2C	7/0.10	0.82	0.70	5.49
	28/2C	7/0.127	0.82	0.70	5.66
	26/2C	7/0.16	0.82	0.70	5.86
	24/2C	11/0.16	0.82	0.70	6.11
	22/2C	7/0.254	0.82	0.70	6.43
	20/2C	21/0.18	0.82	0.70	6.79
	18/2C	41/0.16	0.82	0.70	7.25
	16/2C	26/0.254	0.82	0.70	7.87
	30/3C	7/0.10	0.82	0.70	5.79
	28/3C	7/0.127	0.82	0.70	5.97
	26/3C	7/0.16	0.82	0.70	6.19
	24/3C	11/0.16	0.82	0.70	6.46

Note: Numeber of circuit conductors 2-10, 40 AWG minimum.
Due to O.D. tolerance, The above information is only for reference.


• DESCRIPTION :

Standard: Appliance wiring material UL 758.	標準 : UL 758。
Rated voltage: 30V. Rated temperature: 60°C .	額定電壓 : 30V. 額定溫度 : 60°C
Conductor Assembly Two-Ten: 40 AWG minimum, material not specified, insulated with solid or cellular PE, FRPE, or Polypropylene with or without irradiation, 5 mils minimum at any point, 100 mils maximum.	導體組合 : 2-10 芯 , 最小尺寸是 40AWG, 未規定材質 , 絕緣材質是實心的或多孔的 PE、FRPE、帶有或不帶有照射的聚丙烯 , 在任一點最小厚度是 5 密耳 , 最大厚度是 100 密耳。
Jacket: Extruded PVC, 3 mils minimum at any point. If rippable construction, measurements are to be made after ripping.	外被 : 押出的 PVC, 在任一點最小厚度是 3 密耳 . 如果它的結構是可撕開的 , 在撕開后進行測量。
Covering: Optional - Extruded PVC, Polyamide, Polyester, PVDF, ETFE or lacquered braid.	護套是可供選擇的 , 押出的 PVC, Polyamide, Polyester, PVDF, ETFE 或上漆的編織。
Covering: Optional - a second layer of solid or cellular PE, FRPE, or Polypropylene with or without irradiation may be extruded over each insulated conductor.	護套是可供選擇的 , 在每根絕緣導體上可押出第二層實心的或多孔的 PE、FRPE、帶有或不帶有照射的聚丙烯。
Shield: (Optional)	遮蔽是可供選擇的。
Passed UL VW-1 flame test.	可通過 UL VW-1 垂直型耐燃測試。

• APPLICATION :

Class 2 Wiring of Electronic Equipment. 電子設備的 2 級配線。

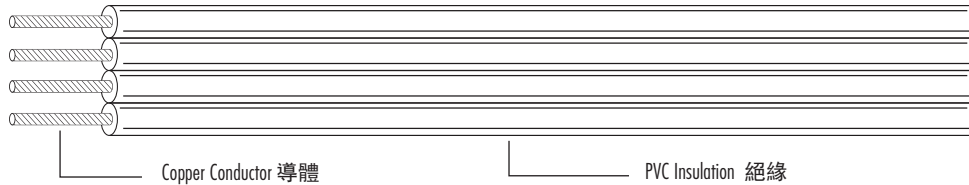




Flat Ribbon Cable

- APPROVAL:  

- CONSTRUCTION :



- GENERAL DATA :

TYPE 型號	CONDUCTOR (導體)		INSULATION THICKNESS 絕緣厚度 (mm)	JACKET THICKNESS 外被厚度 (mm)	OVERALL DIAMETER 完成外徑 ±0.1(mm)
	SIZE 規格 (AWG)	NO./mm 線數 / 線徑			
UL 2555	30/2C	7/0.10	0.38	—	1.22*2.28
	28/2C	7/0.127	0.38	—	1.30*2.45
	26/2C	7/0.16	0.38	—	1.40*2.65
	24/2C	11/0.16	0.38	—	1.52*2.90
	22/2C	7/0.254	0.38	—	1.69*3.22
	20/2C	21/0.18	0.38	—	1.86*3.58
	18/2C	41/0.16	0.38	—	2.09*4.04
	16/2C	26/0.254	0.38	—	2.41*4.66
	30/3C	7/0.10	0.38	—	1.22*3.35
	28/3C	7/0.127	0.38	—	1.30*3.59
	26/3C	7/0.16	0.38	—	1.40*3.90
	24/3C	11/0.16	0.38	—	1.52*4.27

Note: Number of circuit conductors 2-100.

Due to O.D. tolerance, The above information is only for reference.

- DESCRIPTION :

Standard: Appliance wiring material UL 758.

標準: UL 758。

Rated voltage: 300V. Rated temperature: 80°C .

額定電壓: 300V. 額定溫度: 80°C

Conductor Assembly: From 2-100 insulated singles or twisted pairs bonded together. Same or mixed AWG.

導體組合: 由 2-100 根絕緣單導體或成對絞合結合在一起形成。導體的尺寸可以相同也可以不同。

Insulated Singles: Labeled or complying with manufacturer's AWM Procedure having a minimum rating of 80°C and 300 V.

絕緣單導體: 帶有標籤或符合製造商的電子線程序文件, 具有最小額定值 80°C, 300V。

Jacket: Optional. Required when shield is used PVC, 15 mils minimum average, 12 mils minimum at any point.

外被是可供選擇, 當使用遮蔽時, 要求有 PVC 外被, 平均最小厚度是 15 密耳, 在任一點最小厚度是 12 密耳。

Shield: (Optional)

遮蔽是可供選擇的。

Passed UL VW-1 flame test.

可通過 UL VW-1 垂直型耐燃測試。

- APPLICATION :

Internal Wiring of Electronic Equipment.

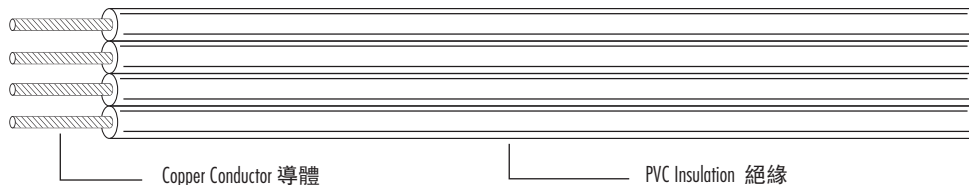
電子設備的內部配線。





Flat Ribbon Cable

- APPROVAL:  
- CONSTRUCTION :



- GENERAL DATA :

TYPE 型號	CONDUCTOR (導體)		INSULATION THICKNESS 絕緣厚度 (mm)	JACKET THICKNESS 外被厚度 (mm)	OVERALL DIAMETER 完成外徑 ±0.1 (mm)
	SIZE 規格 (AWG)	NO./mm 線數 / 線徑			
UL 2569	30/2C	7/0.10	0.76	—	1.98*3.80
	28/2C	7/0.127	0.76	—	2.06*3.97
	26/2C	7/0.16	0.76	—	2.16*4.17
	24/2C	11/0.16	0.76	—	2.28*4.42
	22/2C	17/0.16	0.76	—	2.43*4.71
	20/2C	26/0.16	0.76	—	2.61*5.07
	18/2C	41/0.16	0.76	—	2.85*5.56
	16/2C	26/0.254	0.76	—	3.17*6.18
	30/3C	7/0.10	0.76	—	1.98*5.63
	28/3C	7/0.127	0.76	—	2.06*5.87
	26/3C	7/0.16	0.76	—	2.16*6.18
	24/3C	11/0.16	0.76	—	2.28*6.55

Note: Number of circuit conductors 2-12, AWG size of circuit conductors 30-10.
Due to O.D. tolerance, The above information is only for reference.

- DESCRIPTION :

Standard: Appliance wiring material UL 758.

標準：UL 758。

Rated voltage: 600V. Rated temperature: 105°C .

額定電壓：600V. 額定溫度：105°C

Conductors: Solid or stranded, tinned or bare copper. All conductors same size.

導體：單條或絞線，鍍錫或裸銅。所有的導體用同樣的尺寸。

Insulated: Extruded PVC

絕緣：押出的 PVC

Assembly: An extruded flat cable with a single row of conductors having a web between insulated conductors. The nominal and minimum insulation thickness along the ripped edges for each conductor shall be 30 and 27 mils respectively.

組合：經過押出的在絕緣導體之間存在一網狀物的單排導體的扁平電纜。對於每芯導體，沿著裂口邊的標稱絕緣厚度和最小絕緣厚度將分別是 30 密耳和 27 密耳。

Resistant to acids, oils, alkalis, moisture and fungus.

抗酸、抗油、抗鹼、防潮及防霉。

Passed UL VW-1 flame test.

可通過 UL VW-1 垂直型耐燃測試。


10.71

- APPLICATION :

Internal wiring of appliances.

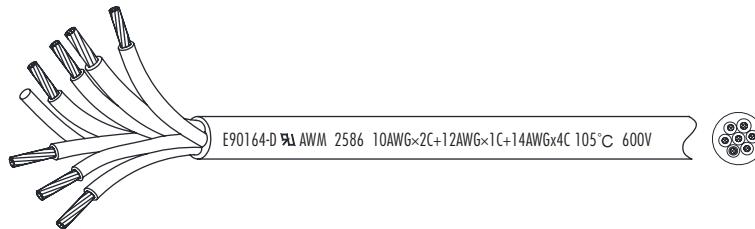
器具的內部配線。





PVC Jacketed Cable.

- APPROVAL:  c 
- CONSTRUCTION :



- GENERAL DATA :

TYPE 型號	CONDUCTOR (導體)		INSULATION THICKNESS 絕緣厚度 (mm)	JACKET THICKNESS 外被厚度 (mm)	OVERALL DIAMETER 完成外徑 ±0.1(mm)
	SIZE 規格 (AWG)	NO./mm 線數 / 線徑			
UL2586	28	1/0.32 7/0.127			
	26	1/0.404 7/0.16			
	24	1/0.511 7/0.20 11/0.16			
	22	1/0.643 7/0.254 17/0.16			
	20	1/0.813 7/0.32 26/0.16 21/0.18			
	18	1/1.024 16/0.254 34/0.18			
	16	1/1.29 26/0.254 52/0.18			
	14	1/1.63 41/0.254			
	12	1/2.05 42/0.32 65/0.254			
	10	1/2.59 105/0.254			

Note: Due to O.D. tolerance, The above information is only for reference.

- DESCRIPTION :

Standard: Appliance wiring material UL 758.

標準 : UL 758。

Maximum voltage: 600 or 1000 V.

最大電壓 : 600 or 1000 V。

Maximum temperature: 105°C .

最大溫度 : 105°C。

Conductor: Nos. 40 AWG min labeled or complying with manufacturer's AWM Procedure.

導體 :

Passed UL VW-1 flame test.

可通過 UL VW-1 垂直型耐燃測試。

- APPLICATION :

External interconnection or internal wiring of electronic equipment.

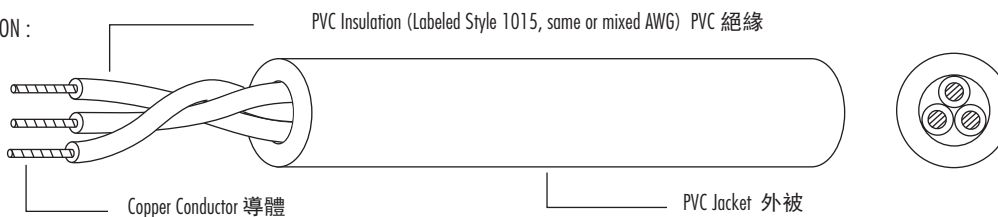




Two to seven Conductor PVC Insulated and Jacketed Cord

• APPROVAL:  c 

• CONSTRUCTION :



• GENERAL DATA :

TYPE 型號	CONDUCTOR (導體)		INSULATION THICKNESS 絕緣厚度 (mm)	JACKET THICKNESS 外被厚度 (mm)	OVERALL DIAMETER 完成外徑 ±0.1 (mm)
	SIZE 規格 (AWG)	NO./mm 線數 / 線徑			
UL 2733	28/2C	7/0.127	0.76	0.38	4.78
	26/2C	7/0.16	0.76	0.38	4.98
	24/2C	11/0.16	0.76	0.38	5.23
	22/2C	7/0.254	0.76	0.38	5.55
	20/2C	21/0.18	0.76	0.38	5.91
	18/2C	41/0.16	0.76	0.38	6.37
	16/2C	26/0.254	0.76	0.38	6.99
	14/2C	41/0.254	0.76	0.38	7.76
	12/2C	65/0.254	0.76	0.38	8.73
	10/2C	41/0.405	0.76	0.38	9.99
	30/3C	7/0.10	0.76	0.38	4.89
	28/3C	7/0.127	0.76	0.38	5.07
	26/3C	7/0.16	0.76	0.38	5.29
	24/3C	11/0.16	0.76	0.38	5.56

Note: Number of circuit conductors 2-7.

Due to O.D. tolerance, The above information is only for reference.

• DESCRIPTION :

Standard: Appliance wiring material UL 758.

標準: UL 758。

Rated voltage: 600V.

額定電壓: 600V。

Rated temperature: 105°C .

額定溫度: 105°C。

Conductor Assembly: Two to seven insulated singles cabled together. Length of lay not specified. Fillers optional. Maximum diameter of cable assembly under jacket is .350 inches.

導體組合: 由 2-7 根絕緣單導體組合在一起。未規定絞距。可加填充物。在外被下電纜組件的最大外徑是 0.350 英寸。

PVC insulation and jacket.

PVC 絕緣和外被。

Passed UL VW-1 flame test.

可通過 UL VW-1 垂直型耐燃測試。

10.73

• APPLICATION :

Internal wiring of electronic fans.


適用於電風扇之內部接線。



Flat Ribbon-Type Cable

- APPROVAL:  c 

- CONSTRUCTION :



- GENERAL DATA :

TYPE 型號	CONDUCTOR (導體)		INSULATION THICKNESS 絕緣厚度 (mm)	JACKET THICKNESS 外被厚度 (mm)	OVERALL DIAMETER 完成外徑 ±0.1(mm)
	SIZE 規格 (AWG)	NO./mm 線數 / 線徑			
UL 2877 CSA AWM	26/2C	7/0.16	0.38	—	1.4*3.90
	24/2C	7/0.20	0.38	—	1.5*4.0
	26/3C	7/0.16	0.38	—	1.40*6.40
	24/3C	7/0.20	0.38	—	1.50*6.50
	26/4C	7/0.16	0.38	—	1.40*8.90
	24/4C	7/0.20	0.38	—	1.50*9.00
	26/5C	7/0.16	0.38	—	1.40*11.40
	24/5C	7/0.20	0.38	—	1.50*11.50
	26/6C	7/0.16	0.38	—	1.40*13.90
	24/6C	7/0.20	0.38	—	1.50*14.00

Note: Number of circuit conductors 2-50, AWG size of circuit conductors 40-16.
Due to O.D. tolerance, The above information is only for reference.

- DESCRIPTION :

Standard: Appliance wiring material UL 758.

標準: UL 758.

Rated voltage: 300V. Rated temperature: 80°C .

額定電壓: 300V. 額定溫度: 80°C

Conductors: tinned or bare, solid or stranded copper, conductors laid parallel and in one plane.
Same or mixed AWG.

導體: 鍍錫或裸銅, 單條或絞線, 導體平行放置在一個平面上, 相同的或不同的 AWG 尺寸。

Insulated: Extruded PVC

絕緣: 押出的 PVC

Resistant to acids, oils, alkalis, moisture and fungus.

抗酸、抗油、抗鹼、防潮及防霉。

Passed UL VW-1 flame test.

可通過 UL VW-1 垂直型耐燃測試。

- APPLICATION :

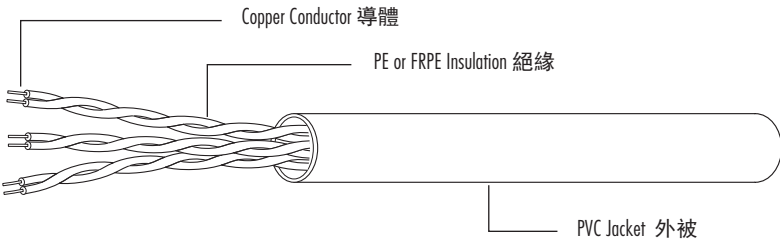
Internal wiring of appliances.

器具的內部配線。



Low Voltage Computer Cable

- APPROVAL:  
- CONSTRUCTION :



GENERAL DATA :

TYPE 型號	CONDUCTOR (導體)		INSULATION THICKNESS 絕緣厚度 (mm)	JACKET THICKNESS 外被厚度 (mm)	OVERALL DIAMETER 完成外徑 ±0.1 (mm)
	SIZE 規格 (AWG)	NO./mm 線數 / 線徑			
UL 2919	30/2Pairs	7/0.10	0.38	0.76	4.46
	28/2Pairs	7/0.127	0.38	0.76	4.65
	26/2Pairs	7/0.16	0.38	0.76	4.89
	24/2Pairs	11/0.16	0.38	0.76	5.17
	22/2Pairs	7/0.254	0.38	0.76	5.55
	20/2Pairs	20/0.18	0.38	0.76	5.96
	18/2Pairs	41/0.16	0.38	0.76	6.49
	16/2Pairs	26/0.254	0.38	0.76	7.21
	30/3Pairs	7/0.10	0.38	0.76	5.07
	28/3Pairs	7/0.127	0.38	0.76	5.30
	26/3Pairs	7/0.16	0.38	0.76	5.59

Note: Numeber of circuit conductors 2 Or More, No. 40 AWG minimum.
Due to O.D. tolerance, The above information is only for reference.

DESCRIPTION :

Standard: Appliance wiring material UL 758.	標準 : UL 758。
Rated voltage: 30V. Rated temperature: 80°C	額定電壓 : 30V。額定溫度 : 80°C
PVC insulation and jacket.	PVC 絕緣、外被。
Assembly: Consists of two or more conductors, twisted pairs or groups of twisted conductors twisted together. The conductors or groups of conductors may be laid parallel forming a flat, oval or round cable. The lay of the conductors is not specified. A barrier layer and/or fillers are optional. Manufacturer shall maintain a complete description of each assembly. May use same or mixed AWG size.	組合 : 由兩根或較多導體, 成對絞合或成組絞合在一起組成。導體或導體組可以平行地放置而形成一個扁形的、橢圓形的或圓形的電纜。導體的絞距沒有規定。可加一隔離層和 / 或填充物, 也可不加。製造商對於每個組合應該保留一份完整的描述。可以使用相同的或不同的 AWG 尺寸。
Covering: (Optional) A 6 mil or heavier PVC covering may be extruded over the conductor assembly.	護套是可供選擇的, 在導體組合上可以押出一層厚度 6 密耳或較厚的 PVC 護套。
Shield: (Optional).	遮蔽是可供選擇的。
Passed UL VW-1 flame test.	可通過 UL VW-1 垂直型耐燃測試。

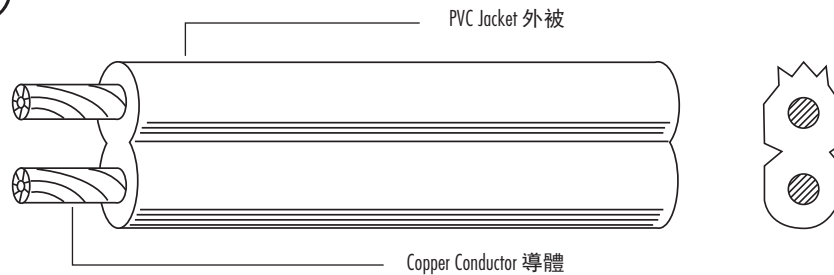
APPLICATION :

As internal wiring or external interconnection in Class 2 Circuits of electronic computers and electric business machines.	電子計算機和商業機器的 2 級電路之內部配線或外部相互連接。
--	--------------------------------



SPT Style Extruded PVC Insulated Wire.

- APPROVAL:  c 
- CONSTRUCTION :



GENERAL DATA :

TYPE 型號	CONDUCTOR (導體)		INSULATION THICKNESS 絕緣厚度 (mm)	JACKET THICKNESS 外被厚度 (mm)	OVERALL DIAMETER 完成外徑 ±0.1 (mm)
	SIZE 規格 (AWG)	NO./mm 線數 / 線徑			
UL 20288	18/2C	41/0.160	1.02	—	3.37*6.60
	16/2C	65/0.160	1.02	—	3.68*7.21
	14/2C	41/0.254	1.02	—	4.07*7.99
	12/2C	65/0.254	1.02	—	4.56*8.96

Note: Number of circuit conductors 2-3, AWG size of circuit conductors 18-12.

Due to O.D. tolerance, The above information is only for reference.

DESCRIPTION :

Standard: Appliance wiring material UL 758.	標準 : UL 758。
Rated voltage: 300V.	額定電壓 : 300V。
Rated temperature: 60, 75, 80, 90 or 105°C .	額定溫度 : 60, 75, 80, 90 or 105°C。
Conductors: Stranded, tinned or bare copper, otherwise the same as SPT, with or without grounding conductor.	導體 : 束絞, 鍍錫或裸銅, 在其它面與 SPT 線材一樣, 帶有或不帶有接地導體。
Insulated: Extruded PVC.	絕緣 : 押出的 PVC。
Passed UL VW-1 flame test.	可通過 UL VW-1 垂直型耐燃測試。

APPLICATION :

Woven through chain links of chain-suspended fixtures; also for internal wiring of appliances.

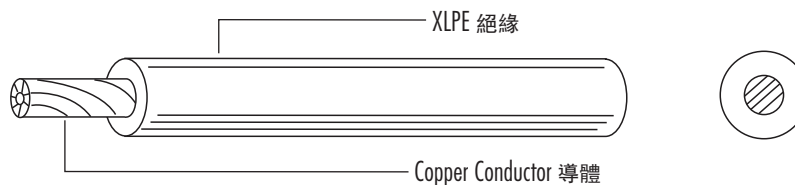
通過鏈條懸挂設備的鏈環進行編織, 也可用於器具的內部配線。

10.76



Cross-Linked Polyethylene-Insulated Wire

- APPROVAL:  
- CONSTRUCTION :



GENERAL DATA :

TYPE 型號	CONDUCTOR (導體)		INSULATION THICKNESS 絕緣厚度 (mm)	JACKET THICKNESS 外被厚度 (mm)	OVERALL DIAMETER 完成外徑 ± 0.1(mm)
	SIZE 規格 (AWG)	NO./mm 線數 / 線徑			
UL 3173	26	1/0.404 7/0.16	0.76	—	2.10 2.20
	24	1/0.511 7/0.20 11/0.16	0.76	—	2.20 2.30 2.30
	22	1/0.643 7/0.254 17/0.16	0.76	—	2.35 2.45 2.45
	20	1/0.813 7/0.32 26/0.16 21/0.18	0.76	—	2.50 2.65 2.65 2.65
	18	1/1.024 16/0.254 34/0.18	0.76	—	2.70 2.90 2.90
	16	1/1.29 26/0.254 52/0.18	0.76	—	3.00 3.20 3.20
	14	1/1.63 41/0.254	0.76	—	3.30 3.60
	12	1/2.05 42/0.32 65/0.254	0.76	—	3.75 4.10 4.10
	10	1/2.59 105/0.254	0.76	—	4.30 4.90

Note: Due to O.D. tolerance, The above information is only for reference.

DESCRIPTION :

Standard: Appliance wiring material UL 758.

標準 : UL 758。

Rated temperature: 125°C .

額定溫度: 125°C。

Rated voltage: 600V.

額定電壓: 600V。

Conductor: 26-9 AWG, solid or stranded.

導體: 26-9 AWG, 單條或絞線。

Provides excellent heat resistance, cold resistance, Chemical resistance, solvent resistance, and abrasion resistance.

具優越之耐熱性、抗冷性、抗化學、抗溶解、耐摩擦等特性。

Passed UL VW-1 flame test.

可通過 UL VW-1 垂直型耐燃測試。

XLPE insulated high temperature single core.


單芯 XLPE 高溫絕緣。

APPLICATION :

For general purpose internal wiring of electronic application where exposed to temperatures not exceeding 125 °C .

適用於一般商用電子、電器及設備儀器內部連線變壓器和燈具及電機引出線等環境溫度不超過 125°C。

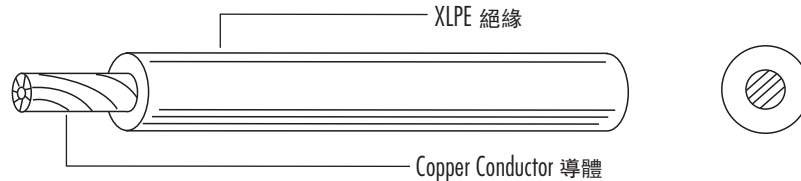




Heat-Resistant Cross-Linked Polyethylene-Insulated Wire

• APPROVAL:  c 

• CONSTRUCTION :



• GENERAL DATA :

TYPE 型號	CONDUCTOR (導體)		INSULATION THICKNESS 絕緣厚度 (mm)	JACKET THICKNESS 外被厚度 (mm)	OVERALL DIAMETER 完成外徑 ± 0.1(mm)
	SIZE 規格 (AWG)	NO./mm 線數 / 線徑			
UL 3195	8	65/0.405	1.2	—	6.15

• DESCRIPTION :

Standard: Appliance wiring material UL 758.	標準 : UL 758。
Rated temperature: 125°C .	額定溫度 : 125°C 。
Rated voltage: 600V.	額定電壓 : 600V。
Conductor: 8 AWG, tinned or untinned solid or stranded copper	導體 : 8 AWG, 鍍錫或不鍍錫單銅條或銅絞線。
Provides excellent heat resistance, cold resistance, Chemical resistance, solvent resistance, and abrasion resistance.	具優越之耐熱性、抗冷性、抗化學、抗溶解、耐摩擦等特性。
Passed UL VW-1 flame test.	可通過 UL VW-1 垂直型耐燃測試。
XLPE insulated high temperature single core.	單芯 XLPE 高溫絕緣。

• APPLICATION :

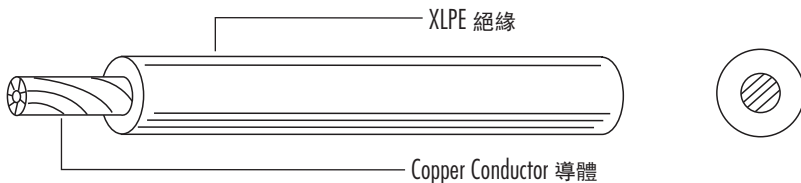
Internal Wiring of Appliances where exposed to temperatures not exceeding 125 °C .	適用於器具的內部配線在暴露於溫度不超過 125 °C 。
--	------------------------------





XLPE Insulated Wire

- APPROVAL:  c 
- CONSTRUCTION :



- GENERAL DATA :

TYPE 型號	CONDUCTOR (導體)		INSULATION THICKNESS 絕緣厚度 (mm)	JACKET THICKNESS 外被厚度 (mm)	OVERALL DIAMETER 完成外徑 ± 0.1(mm)
	SIZE 規格 (AWG)	NO./mm 線數 / 線徑			
UL 3196	6	84/0.46	1.52	—	7.91
	4	105/0.51	1.52	—	9.08
	2	163/0.51	1.52	—	10.56

Note: Due to O.D. tolerance, The above information is only for reference.


- DESCRIPTION :

Standard: Appliance wiring material UL 758.	標準 : UL 758。
Rated temperature: 125°C .	額定溫度 : 125°C 。
Rated voltage: 600V.	額定電壓 : 600V。
Conductor: 7-2 AWG, stranded copper	導體 : 7-2 AWG, 銅絞線。
Provides excellent heat resistance, cold resistance, Chemical resistance, solvent resistance, and abrasion resistance.	具優越之耐熱性、抗冷性、抗化學、抗溶解、耐摩擦等特性。
Passed UL VW-1 flame test.	可通過 UL VW-1 垂直型耐燃測試。
XLPE insulated high temperature single core.	單芯 XLPE 高溫絕緣。

- APPLICATION :

For general purpose internal wiring of electronic application where exposed to temperatures not exceeding 125 °C .	適用於一般商用電子、電器及設備儀器內部連線變壓器和燈具及電機引出線等環境溫度不超過 125°C 。
--	---

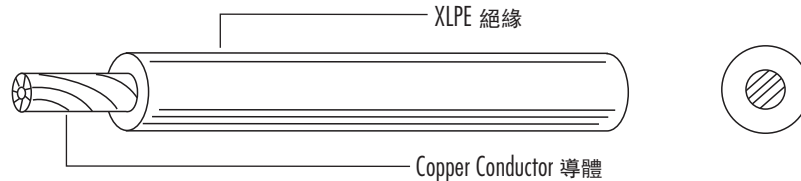




XL Polyethylene Insulated Wire Intended.

• APPROVAL:  c 

• CONSTRUCTION :



• GENERAL DATA :

TYPE 型號	CONDUCTOR (導體)		INSULATION THICKNESS 絕緣厚度 (mm)	JACKET THICKNESS 外被厚度 (mm)	OVERALL DIAMETER 完成外徑 ± 0.1(mm)
	SIZE 規格 (AWG)	NO./mm 線數 / 線徑			
UL 3199	30	1/0.32 7/0.127	0.76	—	2.00 2.00
	26	1/0.404 7/0.16	0.76	—	2.10 2.10
	24	1/0.511 7/0.20 11/0.16	0.76	—	2.20 2.30 2.20
	22	1/0.643 7/0.254 17/0.16	0.76	—	2.35 2.40 2.40
	20	1/0.813 7/0.32 26/0.16 21/0.18 10/0.254	0.76	—	2.50 2.65 2.55 2.55
	18	1/1.024 16/0.254 34/0.18 7/0.386	0.76	—	2.70 2.80 2.90
	16	1/1.29 26/0.254 52/0.18	0.76	—	3.00 3.00 3.20

Note: Due to O.D. tolerance, The above information is only for reference.

• DESCRIPTION :

Standard: Appliance wiring material UL 758.

標準 : UL 758。

Rated temperature: 105°C .

額定溫度 : 105°C。

Rated voltage: 300V.

額定電壓 : 300V。

Conductor: 30-16 AWG, solid or stranded copper

導體 : 30-16 AWG, 單銅線或銅絞線。

Provides excellent heat resistance, cold resistance, Chemical resistance, solvent resistance, and abrasion resistance.

具優越之耐熱性、抗冷性、抗化學、抗溶解、耐摩擦等特性。

Passed UL VW-1 flame test.

可通過 UL VW-1 垂直型耐燃測試。

XLPE insulated high temperature single core.

單芯 XLPE 高溫絕緣。

• APPLICATION :

In appliances or as Ballast Leads for Indoor Use only.

家電或電子鎮流器，僅適用於室內。

10.80

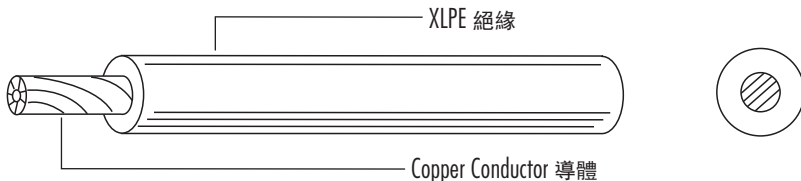




Irradiated or Cross-Linked Polyolefin Insulated Wire.

• APPROVAL:  

• CONSTRUCTION :



• GENERAL DATA :

TYPE 型號	CONDUCTOR (導體)		INSULATION THICKNESS 絕緣厚度 (mm)	JACKET THICKNESS 外被厚度 (mm)	OVERALL DIAMETER 完成外徑 ± 0.1(mm)
	SIZE 規格 (AWG)	NO./mm 線數 / 線徑			
UL 3321	30	7/0.10	0.76	—	2.40
	28	1/0.32	0.76	—	2.00
		7/0.127			2.05
	26	1/0.404	0.76	—	2.10
		7/0.16			2.20
	24	1/0.511	0.76	—	2.20
		7/0.20			2.30
		11/0.16			2.30
	22	1/0.643	0.76	—	2.35
		7/0.254			2.45
		17/0.16			2.45
	20	1/0.813	0.76	—	2.50
		7/0.32			2.65
		26/0.16			2.65
		21/0.18			2.65
	18	1/1.024	0.76	—	2.70
		16/0.254			2.90
		34/0.18			2.90
	16	1/1.29	0.76	—	3.00
		26/0.254			3.20
		52/0.18			3.20
	14	1/1.63	0.76	—	3.30
		41/0.254			3.60
	12	1/2.05	0.76	—	3.75
		42/0.32			4.10
		65/0.254			4.10
	10	1/2.59	0.76	—	4.30
		105/0.254			4.90

Note: Due to O.D. tolerance, The above information is only for reference.

• DESCRIPTION :

Standard: Appliance wiring material UL 758.

標準: UL 758。

Rated temperature: 150°C .

額定溫度: 150°C。

Rated voltage: 600V AC, 750V DC

額定電壓: 600V AC, 750V DC。

Conductor: 30/4/0 AWG inclusive, tinned or untinned solid or stranded copper

導體: 30/4/0 AWG, 鍍錫或不鍍錫單銅線或銅絞線。

Provides excellent heat resistance, cold resistance, Chemical resistance, solvent resistance, and abrasion resistance.

具優越之耐熱性、抗冷性、抗化學、抗溶解、耐摩擦等特性。

Passed UL VW-1 flame test.

可通過 UL VW-1 垂直型耐燃測試。

XLPE insulated high temperature single core.

單芯 XLPE 高溫絕緣。

• APPLICATION :

Internal Wiring of Appliances.

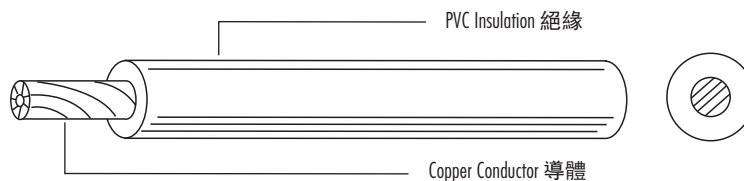
器具的內部配線。





Thermoplastic-Insulated Wires and Cables

- APPROVAL:
- CONSTRUCTION :



GENERAL DATA :

TYPE 型號	CONDUCTOR (導體)		INSULATION THICKNESS 絕緣厚度 (mm)	JACKET THICKNESS 外被厚度 (mm)	OVERALL DIAMETER 完成外徑 ±0.1 (mm)
	SIZE 規格	NO./mm 線數 / 線徑			
TW	14 AWG	41/0.254	0.76	—	3.50
THW	12 AWG	65/0.254	0.76	—	3.99
THW-2	10 AWG	41/0.405	0.76	—	4.62
THHW	8 AWG	65/0.405	1.14	—	6.15

Size range is limited to: 14AWG-2000 kcmil for types TW, THW and THW-2; 14AWG-1000 kcmil for Type THHW.

Thicknesses of nonintegral PVC jacket on multiple-conductor pump cable

TW THW THW-2 THHW	14 AWG	41/0.254	0.76	0.38	4.26
	10AWG	41/0.405	0.76	0.38	5.28
	12 AWG	65/0.254	0.76	0.38	4.75
	8 AWG	65/0.405	1.14	0.76	7.67
	6 AWG	105/0.405	1.14	0.76	8.69
	4 AWG	165/0.405	1.14	0.76	9.91
	2 AWG	32/1.121	1.14	0.76	11.22

Note: 1. It is a multi-conductor cable with a PVC jacket only when it is used as a pump cable, otherwise it is a single-conductor cable.

1. 只有用作泵用電纜時才可用 PVC 做外被多芯線，其它情況為單根芯線。

2. The AWG sizes of circuit conductors of the pump cable are 14AWG-500kcmil.

2. 用於泵用電纜的型號導體規格為：14AWG-500kcmil。

Due to O.D. tolerance, The above information is only for reference.

DESCRIPTION :

Standard: Thermoplastic-Insulated Wires and Cables UL83.

標準：UL 83。

Rated voltage: 600V.

額定電壓：600V。

Maximum temperature: Type TW 60°C dry or wet; Type THW 75°C dry or wet; Type THW-2 90°C dry or wet; Type THHW 90°C dry 75 °C wet.

最大溫度：TW 60°C 乾燥或潮濕；THW 75°C 乾燥或潮濕；THW-2 90°C 乾燥或潮濕；THHW 90°C 乾燥 75 °C 潮濕。

Conductor: Soft-annealed copper, aluminum or copper-clad aluminum.

導體：退火軟銅、鋁或銅色的鋁。

Insulation: PVC

絕緣：PVC

Passed UL VW-1 & FT2 vertical flame test.

可通過 UL VW-1 及 FT2 垂直型耐燃測試。

APPLICATION :

75 Degree oil resistant. Gasoline resistant, Suitable for use in wet or dry locations. Building wire for use in commercial and industrial's within well casing for wiring submersible pump units.

75°C耐油、耐汽油。適合於乾燥或潮濕的地方。建築電線、深井泵電纜。

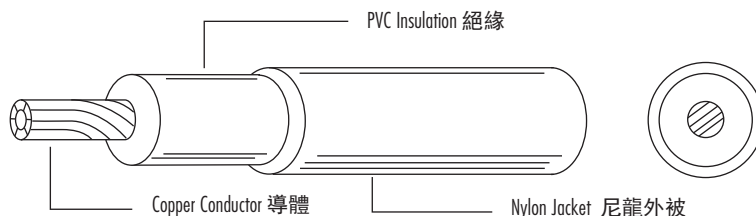




Thermoplastic-Insulated Wires and Cables

• APPROVAL: 

• CONSTRUCTION :



• GENERAL DATA :

TYPE 型號	CONDUCTOR (導體)		INSULATION THICKNESS 絕緣厚度 (mm)	JACKET THICKNESS 外被厚度 (mm)	OVERALL DIAMETER 完成外徑 ±0.1(mm)
	SIZE 規格	NO./mm 線數 / 線徑			
THHN THWN THWN-2	14AWG	12/0.47	0.38	0.10	2.9
	13 AWG	15/0.47	0.38	0.10	3.1
	12 AWG	19/0.47	0.38	0.10	3.35
	11 AWG	24/0.47	0.51	0.10	3.65
	10 AWG	30/0.47	0.51	0.10	4.2
	9AWG	38/0.47	0.76	0.13	4.6
	8 AWG	48/0.47	0.76	0.13	5.56
	7 AWG	60/0.47	0.76	0.13	5.96
	6 AWG	76/0.47	0.76	0.13	6.46
	5 AWG	95/0.47	0.76	0.13	7.06
	4AWG	121/0.47	1.02	0.15	8.3
	3 AWG	152/0.47	1.02	0.15	9.05
	2 AWG	192/0.47	1.02	0.15	9.71

Note: Size range is limited to: 14AWG-1000kcmil.
Due to O.D. tolerance, The above information is only for reference.

• DESCRIPTION :

Standard: Thermoplastic-Insulated Wires and Cables UL83.

標準：UL 83。

Rated voltage: 600V.

額定電壓：600V。

Maximum temperature: Type THHN 90°C dry; Type THWN 75°C dry or wet; Type THWN-2 90°C dry or wet.

最大溫度：THHN 90°C 乾燥；THWN 75°C 乾燥或潮濕；THWN-2 90°C 乾燥或潮濕。

Conductor: Soft-annealed copper, aluminum or copper-clad aluminum. solid or stranded.

導體：退火軟銅、鋁或銅色的鋁。單條或絞線。

Insulation: PVC with nylon covering.

絕緣：表面有尼龍的 PVC。

Jacket: Nylon.

外被：尼龍。

Passed UL VW-1 & FT2 vertical flame test.

可通過 UL VW-1 及 FT2 垂直型耐燃測試。

10.83

• APPLICATION :

75 Degree oil resistant .Gasoline resistant, Suitable for use in wet or dry locations. Using as building cable & wire.


75°C耐油、耐汽油。適合於乾燥或潮濕的地方。建築電線。





PVC Flexible Cord

- APPROVAL:
- CONSTRUCTION :



GENERAL DATA :

TYPE 型號	CONDUCTOR (導體)		INSULATION THICKNESS 絕緣厚度 (mm)	JACKET THICKNESS 外被厚度 (mm)	OVERALL DIAMETER 完成外徑 ±0.10(mm)
	Area 截面積 (mm ²)	NO./mm 線數 / 線徑			
H03VH-H	0.5*2C	20/0.18	0.80	—	2.8*5.6
	0.75*2C	24/0.20	0.80	—	3.0*6.0

DESCRIPTION :

Standard: HD 21.5 S2 Part4: Light polyvinyl chloride sheathed cord.

標準：HD 21.5 S2 Part4: 輕型 PVC 外被電線。

Rated voltage: 300V/300V.

額定電壓：300V/300V。

Maximum conductor operation temperature: 60°C .

最大導體溫度：60°C。

Conductor: Bare or tinned copper.

導體材質：裸銅或鍍錫銅。

Insulation: Polyvinyl chloride compound of type T12.

絕緣材質：PVC。

Jacket material: Polyvinyl chloride compound of type TM2.

外被材質：PVC。

APPLICATION :

Suitable for indoor small electrical instruments power supply wire.

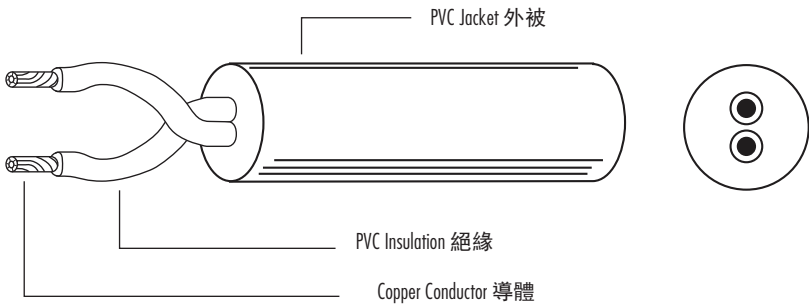
適用於小型室內器具，家電產品電力供應線。





PVC Flexible Cord

- APPROVAL:     
- CONSTRUCTION :



GENERAL DATA :

TYPE 型號	CONDUCTOR (導體)		INSULATION THICKNESS 絕緣厚度 (mm)	JACKET THICKNESS 外被厚度 (mm)	OVERALL DIAMETER 完成外徑 ±0.10(mm)
	Area 截面積 (mm ²)	NO./mm 線數 / 線徑			
H03VV-F (Round cords)	0.5*2C	24/0.18	0.51	0.60	5.2
	0.75*2C	24/0.20	0.51	0.60	5.6
	0.5*3G	24/0.18	0.51	0.60	5.6
	0.75*3G	24/0.20	0.51	0.60	6.0

DESCRIPTION :

Standard: HD 21.5 S2 Part4: Light polyvinyl chloride sheathed cord.	標準：HD 21.5 S2 Part4: 輕型 PVC 外被電線。
Rated voltage: 300V/300V.	額定電壓：300V/300V。
Maximum conductor operation temperature: 60°C .	最大導體溫度：60°C。
Conductor: Bare or tinned copper	導體材質：裸銅或鍍錫銅
Insulation: Polyvinyl chloride compound of type T12.	絕緣材質：PVC。
Jacket material: Polyvinyl chloride compound of type TM2.	外被材質：PVC。
Color code: 2-core: blue and brown. 3-core: green, yellow, blue and brown.	色碼：2 色：藍、棕； 3 色：藍、棕、綠底黃條（地線）。

APPLICATION :

10.85

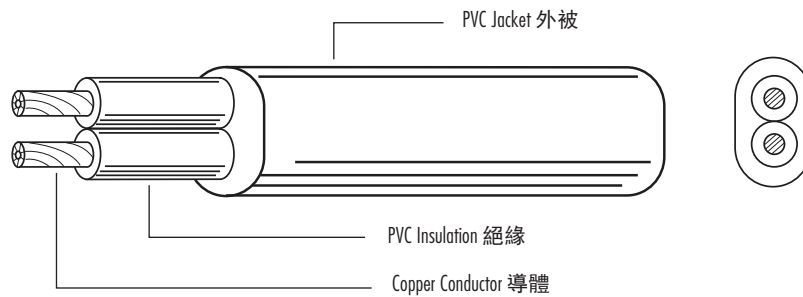
Suitable for indoor small electrical instruments power supply wire. 適用於小型室內器具，家電產品電力供應線。





PVC Flexible Cord

- APPROVAL:
- CONSTRUCTION :



GENERAL DATA :

TYPE 型號	CONDUCTOR (導體)		INSULATION THICKNESS 絕緣厚度 (mm)	JACKET THICKNESS 外被厚度 (mm)	OVERALL DIAMETER 完成外徑 ±0.10(mm)
	Area 截面積 (mm ²)	NO./mm 線數 / 線徑			
H03VVH2-F (Flat cords)	0.5*2C	20/0.18	0.51	0.60	3.2*5.2
	0.75*2C	24/0.20	0.51	0.60	3.5*5.7

DESCRIPTION :

Standard: HD 21.5 S2 Part4: Light polyvinyl chloride sheathed cord.

標準：HD 21.5 S2 Part4: 輕型 PVC 外被電線。

Rated voltage: 300V/300V.

額定電壓：300V/300V。

Maximum conductor operation temperature: 60°C .

最大導體溫度：60°C。

Conductor: Bare or tinned copper

導體材質：裸銅或鍍錫銅

Insulation: Polyvinyl chloride compound of type T12.

絕緣材質：PVC。

Jacket material: Polyvinyl chloride compound of type TM2.

外被材質：PVC。

Color code: 2-core: blue and brown.

色碼：2 色：藍、棕；

APPLICATION :

Suitable for indoor small electrical instruments power supply wire.

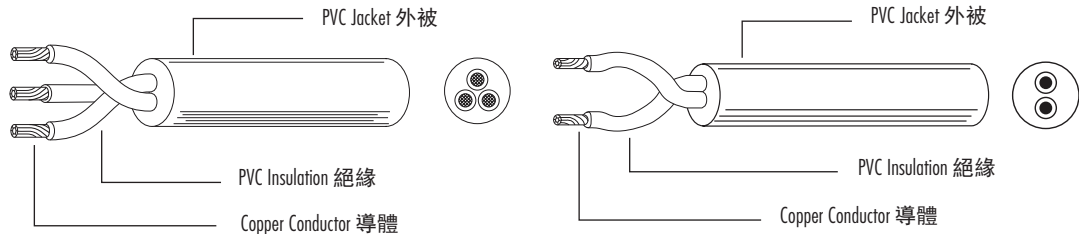
適用於小型室內器具，家電產品電力供應線。





PVC Flexible Cord

- APPROVAL:
- CONSTRUCTION :



GENERAL DATA :

TYPE 型號	CONDUCTOR (導體)		INSULATION THICKNESS 絕緣厚度 (mm)	JACKET THICKNESS 外被厚度 (mm)	OVERALL DIAMETER 完成外徑 ±0.10(mm)
	Area 截面積 (mm2)	NO./mm 線數 / 線徑			
H05VV-F (Round cords)	0.75*2C	24/0.20	0.6	0.8	6.3
	1.0*2C	32/0.20	0.6	0.8	6.7
	1.5*2C	26/0.254	0.7	0.8	7.9
	2.5*2C	48/0.254	0.8	1	9.3
	4.0*2C	80/0.26	0.8	1.1	10.8
	0.75*3G	24/0.20	0.6	0.8	6.7
	1.0*3G	32/0.20	0.6	0.8	7.1
	1.5*3G	26/0.254	0.7	0.9	8.5
	2.5*3G	48/0.254	0.8	1.1	10.5
	4.0*3G	80/0.26	0.8	1.2	11.5
	0.75*4G	24/0.20	0.6	0.8	7.1
	1.0*4G	32/0.20	0.6	0.9	8.0
	1.5*4G	26/0.254	0.7	1	9.3
	2.5*4G	48/0.254	0.8	1.1	11
	4.0*4G	80/0.26	0.8	1.2	13.5
	0.75*5G	24/0.20	0.6	0.9	8.30

Note: Number of circuit conductor 2-5G, Area 0.75-4.0mm2.

DESCRIPTION :

Standard: HD 21.5 S2 Part5: Ordinary polyvinyl chloride sheathed cord.	標準：HD 21.5 S2 Part5: 一般型 PVC 外被電線。
Rated voltage: 300V/500V.	額定電壓：300V/500V。
Maximum conductor operation temperature: 60°C .	最大導體溫度：60°C。
Conductor: Bare or tinned copper	導體材質：裸銅或鍍錫銅
Insulation: Polyvinyl chloride compound of type T12.	絕緣材質：PVC。
Jacket material: Polyvinyl chloride compound of type TM2.	外被材質：PVC。
Color code: 2-core: blue and brown. 3-core: green, yellow, blue and brown.	色碼：2 色：藍、棕； 3 色：藍、棕、綠底黃條（地線）。

APPLICATION :

Suitable for indoor small electrical instruments power supply wire.
適用於小型室內器具，家電產品電力供應線。

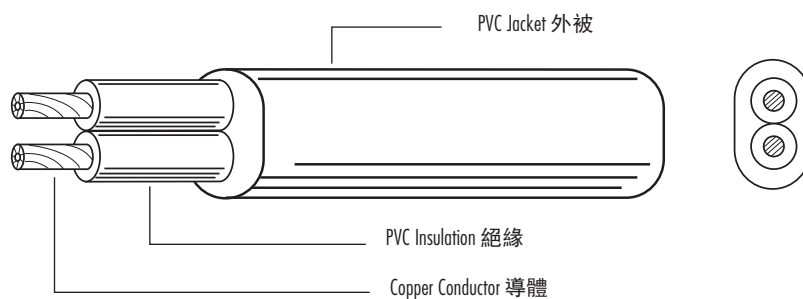
PVC Wire & Cable





PVC Flexible Cord

- APPROVAL:
- CONSTRUCTION :



GENERAL DATA :

TYPE 型號	CONDUCTOR (導體)		INSULATION THICKNESS 絕緣厚度 (mm)	JACKET THICKNESS 外被厚度 (mm)	OVERALL DIAMETER 完成外徑 ±0.10(mm)
	Area 截面積 (mm ²)	NO./mm 線數 / 線徑			
H05VVH2-F (Flat cords)	0.75*2C	20/0.20	0.60	0.80	4.1*6.5
	1.0*2C	32/0.20	0.60	0.80	4.3*6.7

DESCRIPTION :

Standard: HD 21.5 S2 Part5: Ordinary polyvinyl chloride sheathed cord.	標準：HD 21.5 S2 Part5: 一般型 PVC 外被電線。
Rated voltage: 300V/500V.	額定電壓：300V/500V。
Maximum conductor operation temperature: 60°C .	最大導體溫度：60°C。
Conductor: Bare or tinned copper.	導體材質：裸銅或鍍錫銅。
Insulation: Polyvinyl chloride compound of type T12.	絕緣材質：PVC。
Jacket material: Polyvinyl chloride compound of type TM2.	外被材質：PVC。
Color code: 2-core: blue and brow .	色碼：2 色：藍、棕。

APPLICATION :

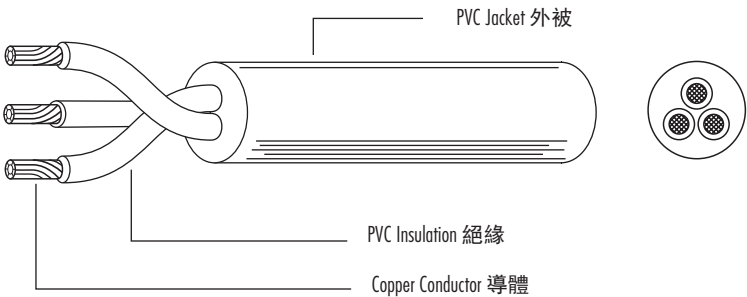
Suitable for indoor small electrical instruments power supply wire.	適用於小型室內器具，家電產品電力供應線。
---	----------------------





PVC Flexible Cord

- APPROVAL:     
- CONSTRUCTION :



GENERAL DATA :

TYPE 型號	CONDUCTOR (導體)		INSULATION THICKNESS 絕緣厚度 (mm)	JACKET THICKNESS 外被厚度 (mm)	OVERALL DIAMETER 完成外徑 ±0.10(mm)
	Area 截面積 (mm ²)	NO./mm 線數 / 線徑			
H05V2V2-F	0.75*2C	20/0.18	0.6	0.8	6.3
	1.0*2C	32/0.20	0.6	0.8	6.7
	1.5*2C	26/0.254	0.7	0.8	7.9
	2.5*2C	48/0.254	0.8	1.0	9.3
	4.0*2C	80/0.26	0.8	1.1	10.8
	0.75*3G	24/0.20	0.6	0.80	6.7
	1.0*3G	32/0.20	0.6	0.80	7.1
	1.5*3G	26/0.254	0.7	0.90	8.5
	2.5*3G	48/0.254	0.8	1.1	10.5
	4.0*3G	80/0.26	0.8	1.2	11.5
	0.75*4G	24/0.20	0.6	0.8	7.1
	1.0*4G	32/0.20	0.6	0.9	8.0
	1.5*4G	26/0.254	0.7	1.0	9.3
	2.5*4G	48/0.254	0.8	1.1	11
	4.0*4G	80/0.26	0.8	1.2	13.5

Note: Number of circuit conductor 2-4G, Area 0.5-4.0mm²; Number of circuit conductor 5G, Area 0.75-4.0mm².

DESCRIPTION :

Standard: HD 21.12 S1: Heat-resistance ordinary PVC-sheathed cord.	標準：HD 21.12 S1: 耐熱型一般 PVC 外被電線。
Rated voltage: 300V/500V.	額定電壓：300V/500V。
Maximum conductor operation temperature: 90°C .	最大導體溫度：90°C。
Conductor: Bare or tinned copper.	導體材質：裸銅或鍍錫銅。
Insulation: Polyvinyl chloride compound of type PVC/E.	絕緣材質：PVC。
Jacket material: Polyvinyl chloride compound of type PVC/ST10.	外被材質：PVC。
Color code: 2-core: blue and brown.	色碼：2 色：藍、棕；
3-core: green, yellow, blue and brown.	3 色：藍、棕、綠底黃條（地線）。

APPLICATION :

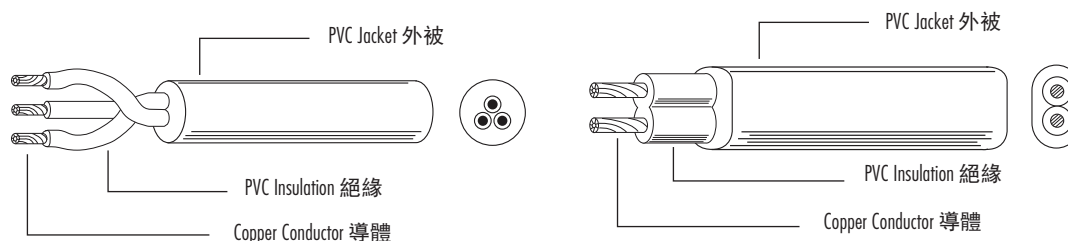
Suitable for indoor small electrical instruments power supply wire. 適用於小型室內器具，家電產品電力供應線。





PVC Flexible Cord

- APPROVAL: 
- CONSTRUCTION :



GENERAL DATA :

TYPE 型號	SIZE (MMSQ) 規格	INSULATION THICKNESS (mm) (絕緣厚度)	JACKET AVG. THICKNESS 外被厚度 (mm)	平均外形尺寸 (mm)		MIN. INSU. RESISTANCE at 70 °C 70 °C 時最小絕緣電阻 MΩ·km
				下限 (mm)	上限 (mm)	
227 IEC 52 (RVV)	0.5*2C	0.5	0.60	4.8 或 3.0x4.8	6.0 或 3.6x6.0	0.012
	0.75*2C			5.2 或 3.2x5.2	6.4 或 3.9x6.4	0.010
	0.5*3G			5.0	6.2	0.012
	0.75*3G			5.4	6.8	0.010

DESCRIPTION :

Standard: GB 5023.5 — 1997, Light polyvinyl chloride sheathed cord.	標準：GB 5023.5 — 1997, 輕型 PVC 護套軟線。
Rated voltage: 300V/300V.	額定電壓：300V/300V。
Maximum conductor operation temperature: 70°C .	最大導體溫度：70°C。
The conductor complies with the requirements specified for the fifth type of conductor in GB/T 3956.	導體符合 GB/T 3956 中第 5 種導體規定的要求。
Jacket material: Polyvinyl chloride compound/ST5.	外被材質：PVC/ST5 型聚氯乙烯混合物。
Circular PVC Flexible Cord: Cores twisted together.	圓形軟線：絕緣線芯絞合在一起。
Circular PVC Flexible Cord: Cores twisted together.	圓形軟線：絕緣線芯絞合在一起。
Flat PVC Flexible Cord: Cores parallel.	扁形軟線：絕緣線芯平行放置。

APPLICATION :

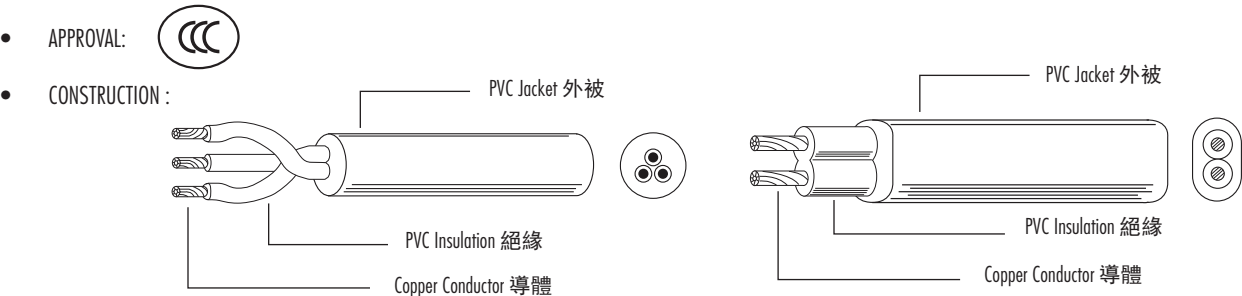
Suitable for indoor small electrical instruments power supply wire.	適用於小型室內器具，家電產品電力供應線。
---	----------------------

10.90





PVC Flexible Cord



• GENERAL DATA :

TYPE 型號	SIZE (MMSQ) 規格	INSULATION THICKNESS (mm) (絕緣厚度)	JACKET AVG. THICKNESS 外被厚度 (mm)	EXTERIOR DIMENSION 平均外形尺寸 (mm)		MIN. INSU. RESISTANCE at 70 °C 70 °C 時最小絕緣電阻 MΩ·km
				下限 (mm)	上限 (mm)	
227 IEC 53 (RVV)	0.75*2C	0.6	0.8	6.0 或 3.8x6.0	7.6 或 5.2x7.6	0.011
	1.0*2C	0.6	0.8	6.4	8.0	0.010
	1.5*2C	0.7	0.8	7.4	9.0	0.010
	2.5*2C	0.8	1.0	8.9	11.0	0.009
	0.75*3G	0.6	0.8	6.4	8.0	0.011
	1.0*3G	0.6	0.8	6.8	8.4	0.010
	1.5*3G	0.7	0.9	8.0	9.8	0.010
	2.5*3G	0.8	1.1	9.6	12.0	0.009
	0.75*4G	0.6	0.8	6.8	8.6	0.011
	1.0*4G	0.6	0.9	7.6	9.4	0.010
	1.5*4G	0.7	1.0	9.0	11.0	0.010
	2.5*4G	0.8	1.1	10.5	13.0	0.009
	0.75*5G	0.6	0.9	7.4	9.6	0.011
	1.0*5G	0.6	0.9	8.3	10.0	0.010
	1.5*5G	0.7	1.1	10.0	12.0	0.010
	2.5*5G	0.8	1.2	11.5	14.0	0.009

• DESCRIPTION :

Standard: GB 5023.5 — 1997, Ordinary polyvinyl chloride sheathed cord.	標準：GB 5023.5 — 1997, 普通 PVC 護套軟線。
Rated voltage: 300V/500V.	額定電壓：300V/500V。
Maximum conductor operation temperature: 70°C .	最大導體溫度：70°C。
The conductor complies with the requirements specified for the fifth type of conductor in GB/T 3956.	導體符合 GB/T 3956 中第 5 種導體規定的要求。
Insulation: Polyvinyl chloride compound/D .	絕緣材質：PVC/D 型聚氯乙烯混合物。
Jacket material: Polyvinyl chloride compound/ST5.	外被材質：PVC/ST5 型聚氯乙烯混合物。
Circular PVC Flexible Cord: Cores and fillers(if any) shall be twisted together.	圓形軟線：絕緣線芯和填充（若有）絞合在一起。
Flat PVC Flexible Cord: Cores parallel.	扁形軟線：絕緣線芯平行放置。

• APPLICATION :

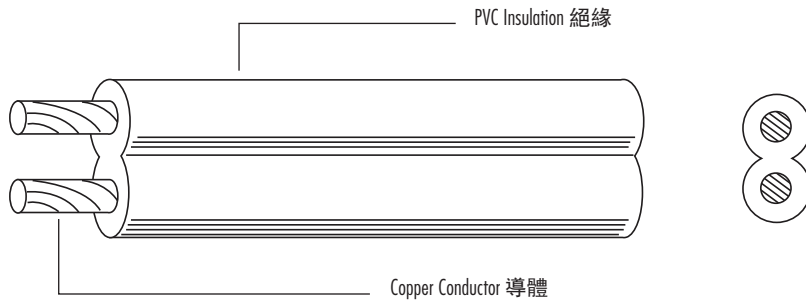
Suitable for indoor small electrical instruments power supply wire. 適用於小型室內器具，家電產品電力供應線。





PVC Flexible Cord

- APPROVAL:  JET
- CONSTRUCTION :



GENERAL DATA :

TYPE 型號	CONDUCTOR (導體)		INSULATION THICKNESS 絕緣厚度 (mm)	JACKET THICKNESS 外被厚度 (mm)	OVERALL DIAMETER 完成外徑 (mm)
	SIZE 規格 (mm ²)	NO./mm 線數 / 線徑			
VFF HVFF	0.5*2C	20/0.18	0.80	—	2.5*5.0
	0.75*2C	30/0.18			2.7*5.4
		67/0.12			
	1.25*2C	50/0.18			3.1*6.2
		112/0.12			
	2.0*2C	37/0.260			3.4*6.8

DESCRIPTION :

Standard: JIS C3306-Polyvinyl chloride insulated PVC Flexible Cords.	標準：JIS C3306-PVC 絕緣軟線。
Rated voltage: 300V.	額定電壓：300V。
Bare stranded copper conductor	裸銅絞線。
PVC insulated flat twin cord.	PVC 絕緣扁平雙心線。

APPLICATION :

Indoor Cords for Use in Electrical Appliances of A.C. 300V or Less. 室內線，配 A.C. 300V 或以下之小家電產品。

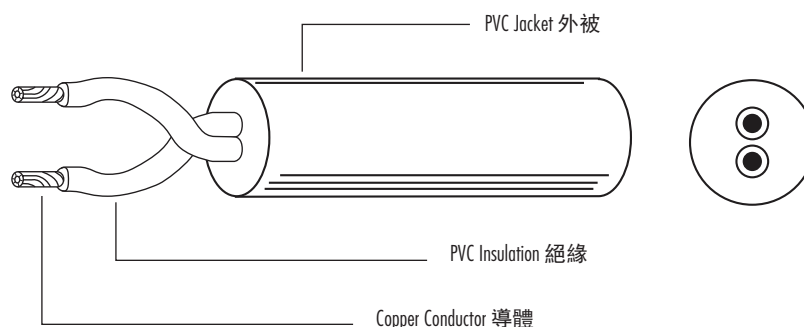




PVC Flexible Cord

• APPROVAL: 

• CONSTRUCTION :



• GENERAL DATA :

TYPE 型號	CONDUCTOR (導體)		INSULATION THICKNESS 絕緣厚度 (mm)	JACKET THICKNESS 外被厚度 (mm)	OVERALL DIAMETER 完成外徑 (mm)
	SIZE 規格 (mm ²)	NO./mm 線數 / 線徑			
VCTF HVCTF	0.75*2C	30/0.18	0.6	1.0	6.6
	1.25*2C	50/0.18			7.4
	2.0*2C	37/0.26			8
	0.75*3G	30/0.18			7
	1.25*3G	50/0.18			7.8
	2.0*3G	37/0.26			8.5
	0.75*4G	30/0.18			7.6
	1.25*4G	50/0.18			8.5
	2.0*4G	37/0.26			9.3

• DESCRIPTION :

Standard: JIS C3306-Polyvinyl chloride insulated PVC Flexible Cords.

標準：JIS C3306-PVC 絕緣軟線。

Rated voltage: 300V.

額定電壓：300V。

Bare stranded copper conductor

裸銅絞線。

PVC insulation.

PVC 絕緣。

Cores twisted together.

芯線絞合。

PVC jacketed rotundity.

PVC 外被圓形。

Color code: 2-core: black and white.

色碼：2 色：黑、白。

3-core: black, white and red. Or black, white and green.

3 色：黑、白、紅或黑、白、綠。

4-core: black, white, red and green.

4 色：黑、白、紅、綠。

10.93

• APPLICATION :

Indoor Cords for Use in Electrical Appliances of A.C. 300V or Less.

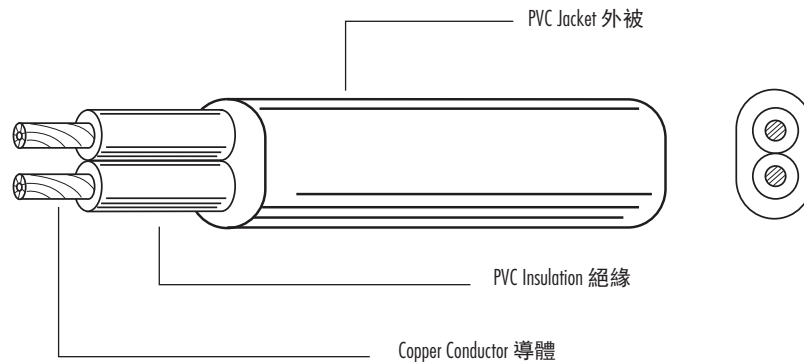
室內線，配 A.C. 300V 或以下之小家電產品。





PVC Flexible Cord

- APPROVAL:  JET
- CONSTRUCTION :



GENERAL DATA :

TYPE 型號	CONDUCTOR (導體)		INSULATION THICKNESS 絕緣厚度 (mm)	JACKET THICKNESS 外被厚度 (mm)	OVERALL DIAMETER 完成外徑 (mm)
	SIZE 規格 (mm ²)	NO./mm 線數 / 線徑			
VCTFK HVCTFK	0.75*2C	30/0.18	0.6	1.0	4.3*6.6
		67/0.12			
	1.25*2C	50/0.18			4.7*7.4
		112/0.12			
	2.0*2C	37/0.26			5.0*8.0

DESCRIPTION :

Standard: JIS C3306-Polyvinyl chloride insulated PVC Flexible Cords.	標準：JIS C3306-PVC 絕緣軟線。
Rated voltage: 300V.	額定電壓：300V。
Bare stranded copper conductor	裸銅絞線。
PVC insulation.	PVC 絕緣。
PVC jacketed cord, oval type.	PVC 外被，橢圓形。
Color code: 2-core: black and white.	色碼：2 色：黑、白。
3-core: black, white and red. Or black, white and green.	3 色：黑、白、紅或黑、白、綠。
4-core: black, white, red and green.	4 色：黑、白、紅、綠。

APPLICATION :

Indoor Cords for Use in Electrical Appliances of A.C. 300V or Less. 室內線，配 A.C. 300V 或以下之小家電產品。

10.94

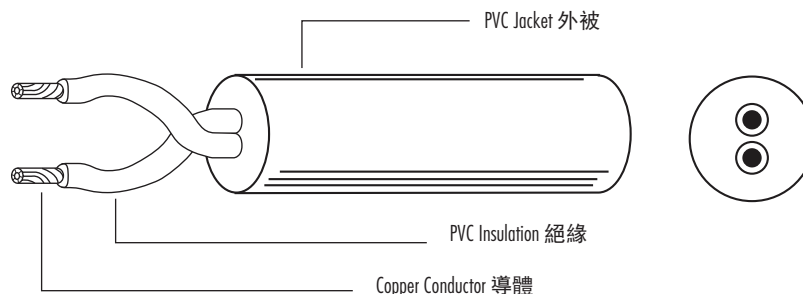




PVC Flexible Cord

• APPROVAL:  JET

• CONSTRUCTION :



• GENERAL DATA :

TYPE 型號	CONDUCTOR (導體)		INSULATION THICKNESS 絕緣厚度 (mm)	JACKET THICKNESS 外被厚度 (mm)	OVERALL DIAMETER 完成外徑 (mm)
	SIZE 規格 (m2)	NO./mm 線數 / 線徑			
VCT	1.25* 2C	50/0.18	0.80	1.70	9.6
	1.25* 3G	50/0.18	0.80	1.70	10.5
	1.25* 4G	50/0.18	0.80	1.80	11.5
	14* 2C	88/0.45	1.40	2.30	20.0
	14*3G	88/0.45	1.40	2.40	22.00
	14*4G	88/0.45	1.40	2.50	24.00
	2.0*2C	37/0.260	0.80	1.80	10.50
	2.0*3G	37/0.260	0.80	1.80	11.00
	2.0*4G	37/0.260	0.80	1.80	12.00
	3.5*2C	28/0.405	0.80	1.80	12.00
	3.5*3G	28/0.405	0.80	1.90	13.00
	3.5*4G	28/0.405	0.80	2.00	14.00
	8*2C	50/0.45	1.20	2.10	16.50
	8*3G	50/0.45	1.20	2.20	17.50
	8*4G	50/0.45	1.20	2.30	19.5
	5.5*2C	70/0.32	1.00	2.00	14.5
	5.5*3G	70/0.32	1.00	2.00	15
	5.5*4G	70/0.32	1.00	2.10	16.5
	0.75*2C	30/0.18	0.80	1.70	8.80
	0.75*3G	30/0.18	0.80	1.70	9.20
	0.75*4G	30/0.18	0.80	1.70	9.90
	3.5*3G	28/0.405	0.80	1.90	13.00

• DESCRIPTION :

Standard: JIS C3312-Polyvinyl chloride insulated PVC Flexible Cords.

標準：JIS C3312-PVC 絕緣軟線。

Rated voltage: 600V.

額定電壓：600V。

Bare stranded copper conductor

裸銅絞線。

PVC insulation.

PVC 絕緣。

Cores twisted together.

芯線絞合。

PVC jacketed rotundity.

PVC 外被圓形。

• APPLICATION :

Indoor Cords for Use in Electrical Appliances of A.C. 600V or Less.

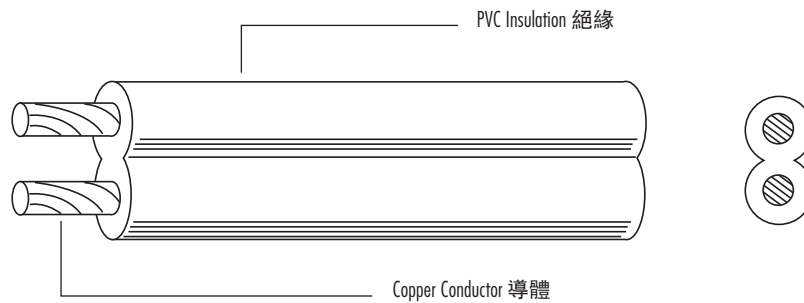
室內線，配 A.C. 600V 或以下之小家電產品。

www.wellshin.com.tw



PVC Flexible Cord

- APPROVAL: 
- CONSTRUCTION :



- GENERAL DATA :

TYPE 型號	CONDUCTOR (導體)		INSULATION THICKNESS 絕緣厚度 (mm)	JACKET THICKNESS 外被厚度 (mm)	OVERALL DIAMETER 完成外徑 (mm)
	SIZE 規格 (mm ²)	NO./mm 線數 / 線徑			
VFF HVFF	0.5*2C	20/0.18	0.80	—	2.5*5.0
	0.75*2C	30/0.18			2.7*5.4
		67/0.12			2.7*5.4
	1.0*2C	40/0.18			2.9*5.8
	1.25*2C	50/0.18			3.1*6.2
		112/0.12			3.1*6.2
	2.0*2C	37/0.26			3.4*6.8

- DESCRIPTION :

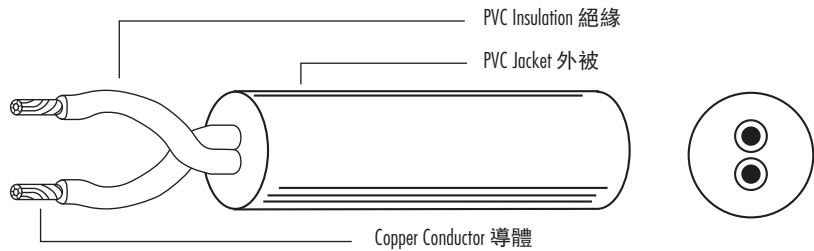
Standard: CNS 3199.	標準：CNS 3199- 平行 PVC 花線。
Rated voltage: 300V.	額定電壓：300V。
Bare stranded copper conductor	裸銅絞線。
Insulation material: PVC	絕緣材質：PVC。
Jacket material: PVC	外被材質：PVC。
Resistance to heat higher than 75°C	H 表示耐熱溫度為 75 度以上。
Color code: 2-core: black and white. 3-core: black, white and red. Or black, white and green. 4-core: black, white, red and green. 5-core: black, white, red, green and yellow. 6-core: black, white, red, green, yellow and brown. 7-core: black, white, red, green, yellow, brown and blue.	色碼：2 芯：黑、白。 3 芯：黑、白、紅或黑、白、綠。 4 芯：黑、白、紅、綠。 5 芯：黑、白、紅、綠、黃。 6 芯：黑、白、紅、綠、黃、棕。 7 芯：黑、白、紅、綠、黃、棕、藍。

- APPLICATION :

Indoor Cords for Use in Electrical Appliances of A.C. 300V or Less. 室內線，配 A.C. 300V 或以下之小家用電器器具或吊燈。

PVC Flexible Cord

- APPROVAL: 
- CONSTRUCTION :



- GENERAL DATA :

TYPE 型號	CONDUCTOR (導體)		INSULATION THICKNESS 絕緣厚度 (mm)	JACKET THICKNESS 外被厚度 (mm)	OVERALL DIAMETER 完成外徑 (mm)
	SIZE 規格 (mm ²)	NO./mm 線數 / 線徑			
VCTF HVCTF	0.5*2C	20/0.18	0.6	1.0	6.3
	0.75*2C	30/0.18			6.6
	1.0*2C	40/0.18			7
	1.25*2C	50/0.18			7.4
	2.0*2C	37/0.26			8
	0.5*3G	20/0.18			6.7
	0.75*3G	30/0.18			7
	1.0*3G	40/0.18			7.4
	1.25*3G	50/0.18			7.8
	2.0*3G	37/0.26			8.5
	0.5*4G	20/0.18			7.2
	0.75*4G	30/0.18			7.6
	1.0*4G	40/0.18			8
	1.25*4G	50/0.18			8.5
	2.0*4G	37/0.26			9.3
	0.5*5G	20/0.18			7.8
	0.75*5G	30/0.18			8.2
	1.0*5G	40/0.18			8.8
	1.25*5G	50/0.18			9.3
	2.0*5G	37/0.26			10.5
	0.5*6G	20/0.18			8.4
	0.75*6G	30/0.18			8.9
	1.0*6G	40/0.18			9.5
	1.25*6G	50/0.18			10.5
	2.0*6G	37/0.26			11.4

Note: Number of circuit conductor 2-30G, Area 0.5-2.0mm².

- DESCRIPTION :

Standard: CNS 3199.

標準：CNS 3199- 外被圓形 PVC 花線。

Rated voltage: 300V.

額定電壓：300V。

PVC insulation.

PVC 絕緣。

Resistance to heat higher than 75°C

H 表示耐熱溫度為 75 度以上。

- APPLICATION :

Indoor Cords for Use in Electrical Appliances of A.C. 300V or Less.

室內線，配 A.C. 300V 或以下之小家用電器器具或吊燈。

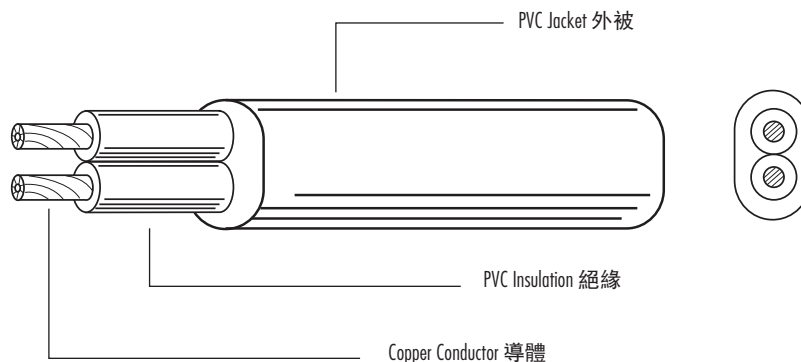
www.wellshin.com.tw



PVC Flexible Cord

• APPROVAL: 

• CONSTRUCTION :



• GENERAL DATA :

TYPE 型號	CONDUCTOR (導體)		INSULATION THICKNESS 絕緣厚度 (mm)	JACKET THICKNESS 外被厚度 (mm)	OVERALL DIAMETER 完成外徑 (mm)
	SIZE 規格 (mm ²)	NO./mm 線數 / 線徑			
VCTFK HVCTFK	0.75* 2C	30/0.18	0.6	1.0	4.3*6.6
	1.25*2C	50/0.18			4.7*7.4
	2.0*2C	37/0.26			5.0*8.0

• DESCRIPTION :

Standard: CNS 3199.	標準 : CNS 3199- 外被扁形 PVC 花線。
Rated voltage: 300V.	額定電壓 : 300V。
Bare stranded copper conductor	裸銅絞線。
PVC insulation.	PVC 絕緣。
PVC jacketed cord, oval type.	PVC 外被, 橢圓形。
Resistance to heat higher than 75°C	H 表示耐熱溫度為 75 度以上。
Color code: 2-core: black and white. 3-core: black, white and red. Or black, white and green. 4-core: black, white, red and green. 5-core: black, white, red, green and yellow. 6-core: black, white, red, green, yellow and brown. 7-core: black, white, red, green, yellow, brown and blue.	色碼 : 2 芯 : 黑、白。 3 芯 : 黑、白、紅或黑、白、綠。 4 芯 : 黑、白、紅、綠。 5 芯 : 黑、白、紅、綠、黃。 6 芯 : 黑、白、紅、綠、黃、棕。 7 芯 : 黑、白、紅、綠、黃、棕、藍。

• APPLICATION :

Indoor Cords for Use in Electrical Appliances of A.C. 300V or Less.

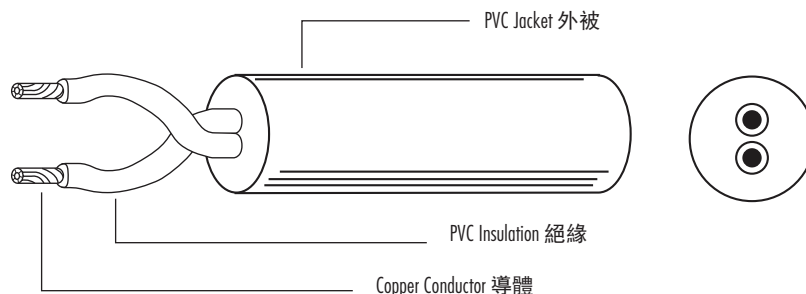
室內線, 配 A.C. 300V 或 以下之小家用電器器具
或吊燈。

10.98

PVC Flexible Cord

• APPROVAL: 

• CONSTRUCTION :



• GENERAL DATA :

TYPE 型號	CONDUCTOR (導體)		INSULATION THICKNESS 絕緣厚度 (mm)	JACKET THICKNESS 外被厚度 (mm)	OVERALL DIAMETER 完成外徑 (mm)
	SIZE 規格 (mm ²)	NO./mm 線數 / 線徑			
VCT	1.25* 2C	50/0.18	0.80	1.70	9.6
	1.25* 3G	50/0.18	0.80	1.70	10.5
	1.25* 4G	50/0.18	0.80	1.80	11.5
	14* 2C	88/0.45	1.40	2.30	20.0
	14*3G	88/0.45	1.40	2.40	22.00
	14*4G	88/0.45	1.40	2.50	24.00
	2.0*2C	37/0.260	0.80	1.80	10.50
	2.0*3G	37/0.260	0.80	1.80	11.00
	2.0*4G	37/0.260	0.80	1.80	12.00
	3.5*2C	28/0.405	0.80	1.80	12.00
	3.5*3G	28/0.405	0.80	1.90	13.00
	3.5*4G	28/0.405	0.80	2.00	14.00
	8*2C	50/0.45	1.20	2.10	16.50
	8*3G	50/0.45	1.20	2.20	17.50
	8*4G	50/0.45	1.20	2.30	19.5
	5.5*2C	70/0.32	1.00	2.00	14.5
	5.5*3G	70/0.32	1.00	2.00	15
	5.5*4G	70/0.32	1.00	2.10	16.5
	0.75*2C	30/0.18	0.80	1.70	8.80
	0.75*3G	30/0.18	0.80	1.70	9.20
	0.75*4G	30/0.18	0.80	1.70	9.90
	3.5*3G	28/0.405	0.80	1.90	13.00

• DESCRIPTION :

Standard: CNS 3199.

標準：CNS 3199- 外被扁形 PVC 花線。

Rated voltage: 600V.

額定電壓：600V。

Bare stranded copper conductor.

裸銅絞線。

PVC insulation.

PVC 絕緣。

Cores twisted together.

芯線絞合。

PVC jacketed rotundity.

PVC 外被圓形。

• APPLICATION :

Indoor Cords for Use in Electrical Appliances of A.C. 600V or Less.

室內線，配 A.C. 600V 或以下之小家電產品。

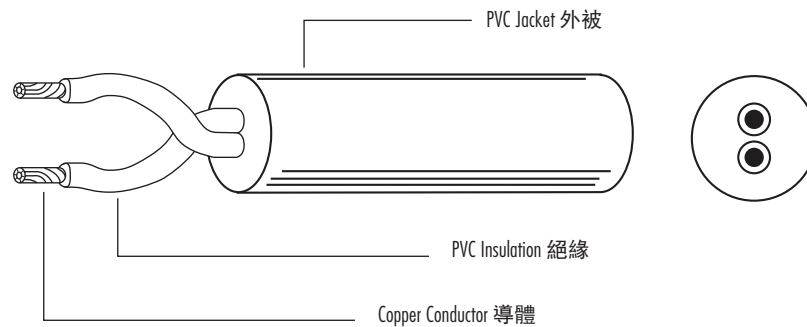
www.wellshin.com.tw



PVC Insulated cabtyre round Cord

- APPROVAL:

- CONSTRUCTION :



- GENERAL DATA :

TYPE 型號	CONDUCTOR (導體)		INSULATION THICKNESS 絕緣厚度 (mm)	JACKET THICKNESS 外被厚度 (mm)	OVERALL DIAMETER 完成外徑 (mm)
	SIZE 規格 (mm ²)	NO./mm 線數 / 線徑			
VCTF HVCTF	0.75*2C	30/0.18	0.6	1.0	6.6
	1.25*2C	50/0.18			7.4
	2.0*2C	37/0.26			8
	0.75*3G	30/0.18			7
	1.25*3G	50/0.18			7.8
	2.0*3G	37/0.26			8.5
	0.75*4G	30/0.18			7.6
	1.25*4G	50/0.18			8.5
	2.0*4G	37/0.26			9.3

- DESCRIPTION :

Standard: KS C 3304-1996-Polyvinyl chloride insulated Flexible Cords.

標準：KS C 3304-1996-PVC 絕緣軟線。

Rated voltage: 300V.

額定電壓：300V。

Bare stranded copper conductor

裸銅絞線。

PVC insulation.

PVC 絕緣。

Cores twisted together.

芯線絞合。

PVC jacketed rotundity.

PVC 外被圓形。

Color code: 2-core: black and white.

色碼：2 色：黑、白。

3-core: black, white and red. Or black, white and green.

3 色：黑、白、紅或黑、白、綠。

4-core: black, white, red and green.

4 色：黑、白、紅、綠。

- APPLICATION :

Indoor Cords for Use in Electrical Appliances of A.C. 300V or Less.

室內線，配 A.C. 300V 或以下之小家電產品。

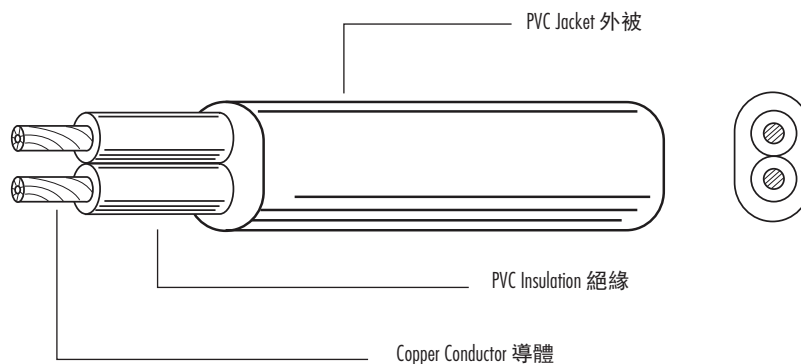
10.100





PVC Insulated cabtyre oval Cord

- APPROVAL: 
- CONSTRUCTION :



• GENERAL DATA :

TYPE 型號	CONDUCTOR (導體)		INSULATION THICKNESS 絕緣厚度 (mm)	JACKET THICKNESS 外被厚度 (mm)	OVERALL DIAMETER 完成外徑 (mm)
	SIZE 規格 (m2)	NO./mm 線數 / 線徑			
VCTFK HVCTFK	0.75*2C	30/0.18	0.6	1.0	4.3*6.6
		67/0.12			
	1.25*2C	50/0.18			4.7*7.4
		112/0.12			
	2.0*2C	37/0.26			5.0*8.0

• DESCRIPTION :

Standard: KS C 3304-1996-Polyvinyl chloride insulated Flexible Cords.	標準：KS C 3304-1996-PVC 絕緣軟線。
Rated voltage: 300V.	額定電壓：300V。
Bare stranded copper conductor	裸銅絞線。
PVC insulation.	PVC 絕緣。
PVC jacketed cord, oval type.	PVC 外被，橢圓形。
Color code: 2-core: black and white. 3-core: black, white and red. Or black, white and green. 4-core: black, white, red and green.	色碼：2 色：黑、白。 3 色：黑、白、紅或黑、白、綠。 4 色：黑、白、紅、綠。

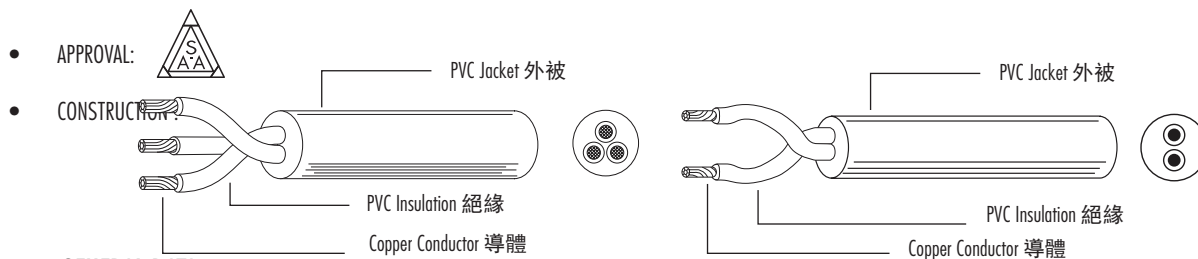
10.101

• APPLICATION :

Indoor Cords for Use in Electrical Appliances of A.C. 300V or Less. 室內線，配 A.C. 300V 或以下之小家電產品。



PVC Insulated and Sheathed, Ordinary Duty Circular Flexible Cords



• GENERAL DATA :

TYPE 型號	CONDUCTOR (導體)		INSULATION THICKNESS 絕緣厚度 (mm)	JACKET THICKNESS 外被厚度 (mm)	OVERALL DIAMETER 完成外徑 (mm)
	SIZE 規格 (mm ²)	NO./mm 線數 / 線徑			
250/440V PVC (Circular cord)	0.75*2C	24/0.20	0.6	0.8	7.0
	1.0*2C	32/0.20	0.6	0.8	7.2
	1.5*2C	26/0.254	0.7	0.8	8.2
	2.5*2C	48/0.254	0.8	1.0	10.1
	4.0*2C	80/0.26	0.8	1.0	11.1
	0.75*3G	24/0.20	0.6	0.8	7.4
	1.0*3G	32/0.20	0.6	0.8	7.6
	1.5*3G	26/0.254	0.7	0.9	8.9
	2.5*3G	48/0.254	0.8	1.1	10.9
	4.0*3G	80/0.26	0.8	1.1	12.1
	0.75*4G	24/0.20	0.6	0.8	8.0
	1.0*4G	32/0.20	0.6	0.9	8.5
	1.5*4G	26/0.254	0.7	1.0	10.0
	2.5*4G	48/0.254	0.8	1.1	11.9
	4.0*4G	80/0.26	0.8	1.1	13.2
	0.75*5G	24/0.20	0.6	0.9	8.9
	1.0*5G	32/0.20	0.6	0.9	9.2
	1.5*5G	26/0.254	0.7	1.1	11.0
	2.5*5G	48/0.254	0.8	1.2	13.2
	4.0*5G	80/0.26	0.8	1.3	14.5

• DESCRIPTION :

Standard: AS 3191 2.10.10-PVC insulated and sheathed cords.

標準：AS 3191 2.10.10-PVC 外被電線。

Rated voltage: 250/440V.

額定電壓：250/440V。

Maximum conductor operation temperature: 75°C, 90°C, 105°C.

最大導體溫度：75°C, 90°C, 105°C。

Conductor: Bare or tinned copper.

導體材質：裸銅或鍍錫銅。

Insulation: PVC V-75, V-90 or V-105.

絕緣材質：PVC V-75, V-90 或 V-105。

Jacket material: (i) PVC 4V-75 for V-75, or (ii) 5V-90 for V-90 or V-105.

外被材質：4V-75 用於 V-75, 或 5V-90 用於 V-90, V-105。

The minimum insulation thickness is calculated by the following formula:

$T_{min.} = T_{nom.} - 10\% T_{nom.} - 0.1mm$

絕緣層最小厚度計算方式為 標稱厚度 $\cdot (0.1 \cdot \text{標稱厚度} + 0.1mm)$ 。

The minimum sheath thickness is calculated by the following formula:

$T_{min.} = T_{nom.} - 15\% T_{nom.} - 0.1mm$.

外被最小厚度計算方式為 標稱厚度 $\cdot (0.15 \cdot \text{標稱厚度} + 0.1mm)$ 。

The outer diameters are informative and not normative.

外徑尺寸僅供參考，不是強制性要求。

The construction is similar to that of H05VV-F.

結構類似於 H05VV-F。

• APPLICATION :

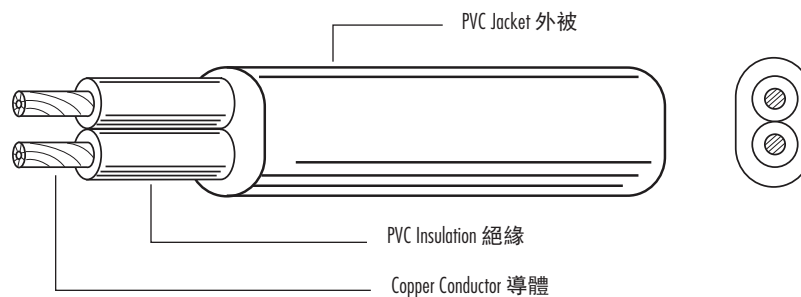
Suitable for indoor small electrical instruments power supply wire.

適用於小型室內器具，家電產品電力供應線。



PVC Insulated and Sheathed, Ordinary Duty Flat Flexible Cord

- APPROVAL: 
- CONSTRUCTION :



GENERAL DATA :

TYPE 型號	CONDUCTOR (導體)		INSULATION THICKNESS 絕緣厚度 (mm)	JACKET THICKNESS 外被厚度 (mm)	OVERALL DIAMETER 完成外徑 (mm)
	SIZE 規格 (mm ²)	NO./mm 線數 / 線徑			
250/440V PVC (Flat cord)	0.5*2C	20/0.18	0.6	0.8	4.2*6.3
	0.75*2C	24/0.20	0.6	0.8	4.6*7.0

DESCRIPTION :

Standard: AS 3191 2.10.11-PVC insulated and sheathed cords.	標準：AS 3191 2.10.11-PVC 外被電線。
Rated voltage: 250/440V.	額定電壓：250/440V。
Maximum conductor operation temperature: 75°C .	最大導體溫度：75°C。
Conductor: Bare or tinned copper	導體材質：裸銅或鍍錫銅
Insulation: PVC V-75.	絕緣材質：PVC V-75。
Jacket material: 4V-75.	外被材質：4V-75。
The minimum insulation thickness is calculated by the following formula: $T_{min.} = T_{nom.} - 10\% T_{nom.} - 0.1mm$	絕緣層最小厚度計算方式為 標稱厚度 - (0.1* 標稱厚度 + 0.1mm)。
The minimum sheath thickness is calculated by the following formula: $T_{min.} = T_{nom.} - 15\% T_{nom.} - 0.1mm$	外被最小厚度計算方式為標稱厚度 - (0.15* 標稱厚度 + 0.1mm)
The outer diameters are informative and not normative.	外徑尺寸僅供參考，不是強制性要求。
The construction is similar to that of H05VVH2-F.	結構類似於 H05VVH2-F。

10.103

APPLICATION :

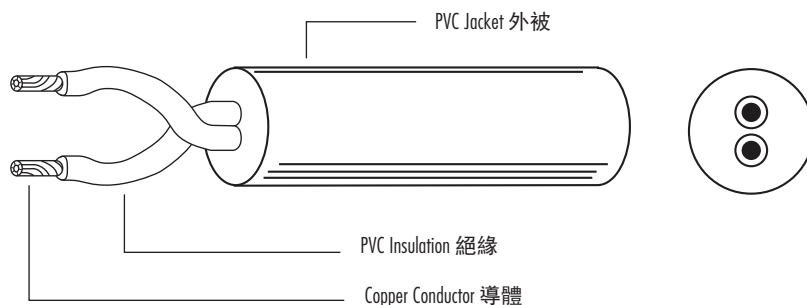
Suitable for indoor small electrical instruments power supply wire.

適用於小型室內器具，家電產品電力供應線。



PVC Insulated and Sheathed, light duty Flexible Cord

- APPROVAL: 
- CONSTRUCTION :



GENERAL DATA :

TYPE 型號	CONDUCTOR (導體)		INSULATION THICKNESS 絕緣厚度 (mm)	JACKET THICKNESS 外被厚度 (mm)	OVERALL DIAMETER 完成外徑 (mm)
	SIZE 規格 (mm ²)	NO./mm 線數 / 線徑			
250/250V Light duty	0.5	20/0.18	0.5	0.6	2 core circular 5.5
					2 core flat 3.6X5.5
	0.75	24/0.20	0.5	0.6	2 core circular 6.1
					3 core circular 6.5
	Tinsel		0.5	0.6	2 core flat 3.9 X 6.1
					2 core flat 3.8 X 5.9

DESCRIPTION :

Standard: AS 3191 2.10.12-PVC insulated and sheathed cords.	標準：AS 3191 2.10.12-PVC 外被電線。
Rated voltage: 250/250V.	額定電壓：250/250V。
Maximum conductor operation temperature: 75°C .	最大導體溫度：75°C。
Conductor: Bare or tinned copper	導體材質：裸銅或鍍錫銅
Insulation: PVC V-75.	絕緣材質：PVC V-75。
Jacket material: 4V-75.	外被材質：4V-75。
The minimum insulation thickness is calculated by the following formula: $T_{min.} = T_{nom.} - 10\% T_{nom.} - 0.1mm$	絕緣層最小厚度計算方式為 標稱厚度 $\cdot (0.1 * \text{標稱厚度} + 0.1mm)$ 。
The minimum sheath thickness is calculated by the following formula: $T_{min.} = T_{nom.} - 15\% T_{nom.} - 0.1mm$	外被最小厚度計算方式為 標稱厚度 $\cdot (0.15 * \text{標稱厚度} + 0.1mm)$
The outer diameters are informative and not normative.	外徑尺寸僅供參考，不是強制性要求。
The construction is similar to that of H03VV-F.	結構類似於 H03VV-F。

APPLICATION :

Suitable for indoor small electrical instruments power supply wire.

適用於小型室內器具，家電產品電力供應線。

International Cordage 國際電纜標稱

Generally, there are two main cordage types used in the world:
the American Wire Gauge (AWG) system used in North America and the European Harmonized types.
in AWG system, the cordage is described terms of wire gauge size such as 16 or 18 AWG, while a Harmonized cordage is expressed by mean of mm^2 (an 18 AWG conductor is comparable to 0.75mm^2).

一般的電纜標稱主要使用以下兩種方法：

北美洲所使用的AWG系統和歐陸式的協調系統編碼。在美式系統中，電纜是以接線號標稱。例如AWG16號或AWG18號；而在協調系統中，是用平方毫米作標稱的（AWG18號導體相等於 0.75mm^2 ）。

Conductor Colour Codes 導體顏色標稱

North American 北美洲























Black 黑
White 白
Green 綠
Red 紅
Yellow 黃
Orange 橙

Harmonized 協調系統

Brown 啡
Blue 藍
Green/Yellow 綠 / 黃

L = Live (火線)
N = Neutral (中線)
E = Earth (Ground) 地線
4th Conductor 第四條導線
5th Conductor 第五條導線
6th Conductor 第六條導線

Standard & Approval Agencies 標準及認證機構

Australia 澳洲 Standards Association of Australia		France 法國 Union Technique de l'Electricite		Brazil 巴西 ABNT Associacao Brasileira de Normas Tecnicas Rua Marques de Itu	
Austria 奧地利 Oesterreichischer Verband Fur Elektrotechnik		Germany, F.R. 德國 VDE-Prufstelle		Sweden 瑞典 SEMKO	
Belgium 比利時 Comite Electrotechnique Belge Service de la Marque CEBEC		South Africa 南非		Switzerland 瑞士 SEV-Schweizerischer Elektrotechnischer Verein	
Canada 加拿大 Canadian Standards Association		Italy 意大利 Istituto Italiano del Marchio di Qualita		United Kingdom 英國 BSI-British Standards Institution	
Czechoslovakia 捷克 Urad pro Normalizaci a Mereni (Office for Standards & Measurements)		Argentina 阿根廷 IRMA Instituto Argentino de Racionalizacion de Materiales		United States 美國 UL-Underwriters Laboratories, inc.	
Denmark 丹麥 Demko		Taiwan 台灣		Japan 日本 The Ministry of International Trade and Industry	
Finland 芬蘭 Electrical Inspectorate		Norway 挪威 NEMKO		China 中國 China Commission for Conformity Certification of Electric Equipment	
Korea 韓國		Singapore 新加坡			

Harmonized Wire Coding System 協調線材編碼系統

This chart illustrates the harmonization code for cordage "H05VVH 3G 0.75"

此表舉例解釋歐陸式協調系統標稱如 "H05VVH 3G 0.75"

Types 種類

Harmonized 協調系統	H
Other Standard 其它標準	A

Voltage Rating 電壓

300/300V	03
300/500V	05
450/750V	07

Conductor Insulation 導體絕緣

PVC 聚氯乙烯	V
Rubber (Natural or Synthetic) 橡膠 (天然或人造)	R
Polychloroprene Rubber 氯丁橡膠	N
Silicone Rubber 硅橡膠	S
Glass Fiber Construction 纖維結構	G

Cable Jacket 電線護套

PVC 聚氯乙烯	V
Rubber (Natural or Synthetic) 橡膠 (天然或人造)	R
Polychloroprene Rubber 氯丁橡膠	N
Textile Construction 編織結構	T

Special Component 特別

(Rarely used 不常用)	D3
-------------------------	----

Construction Detail 導體

Flat, separate cable 扁型, 分隔電線	H
Flat, non-separate cable 扁型, 不分隔電線	H2

Conductor Construction 導體結構

Solid 單支	U
Stranded 絞合	R
Fine wire-stationary install 幼細—固定裝置	K
Fine wire-flexible cordage 幼細—軟線種	F
Extra-fine wire-flex. cordage 特幼細—軟線種	H
Tinsel cord 天梳線	Y

Number of Conductor 導體數目

Ground Conductors 地線導體

With Ground Conductors 有地線導體	G
Without Ground Conductors 沒有地線導體	X

Cross-sectional size of conductors in mm² 導體面積

H 0 5 V V F 3 G 0 7 5



Flexible Cord Jacketing Designations

CODE	DESCRIPTION	AWG SIZE	CONDUCTORS	INSULATION / JACKET	VOLTAGE RATING
TPT	Tinsel Parallel Thermoplastic			PVC / No Jacket	250
TS	Tinsel Service	27 Tinsel	2	Rubber / Rubber	125
TST	Tinsel Service Thermoplastic			PVC / PVC	125
SPT-1	Service Parallel Thermoplastic - 1/64" Insulation	18			
SPT-2	Service Parallel Thermoplastic - 2/64" Insulation	18 - 16	2,3	PVC / No Jacket	300
SPT-3	Service Parallel Thermoplastic - 3/64" Insulation	18 - 10			
SPE-1	Service Parallel Elastomer - 1/64" Insulation	18	2,3	Elastomer / No Jacket	300
SPE-2	Service Parallel Elastomer - 2/64" Insulation	18 - 16	2,3	PVC / No Jacket	300
SPE-3	Service Parallel Elastomer - 3/64" Insulation	18 - 10			
SV	Service Vacuum				
SVO	Service Vacuum Oil Resistant Jacket	18	2,3	Rubber / Rubber	300
SVOO	SVO with Oil Resistant Insulation				
SVT	Service Vacuum Thermoplastic				
SVTO	SVT with Oil Resistant Jacket	18 - 17	2,3	PVC / PVC	300
SVTOO	SVTO with Oil Resistant Insulation				
SVE	Service Vacuum Elastomer				
SVEO	SVE with Oil Resistant Jacket	18 - 17	2,3	Elastomer / Elastomer	300
SVEOO	SVEO with Oil Resistant Insulation				
SJ	Service Junior				
SJO	SJ with Oil Resistant Jacket	18 - 10	2,3,4	Rubber / Rubber	300
SJOO	SJO with Oil Resistant Insulation				
SJT	Service Junior Thermoplastic				
SJTW	SJT with Outdoor Jacket				
SJTO	SJT with Oil Resistant Jacket	18 - 10	2,3,4	PVC / PVC	300
SJTOO	SJTO with Oil Resistant Insulation				
SJE	Service Junior Elastomer				
SJEO	SJE with Oil Resistant Jacket	18 - 10	2,3,4,5	Elastomer / Elastomer	300
SJEOW	SJEO with Outdoor Jacket				
SJEOO	SJEO with Oil Resistant Jacket				
S	Service				
SO	Service with Oil Resistant Jacket	18 - 2	2 or more	Rubber / Rubber	600
SOO	SO with Oil Resistant Insulation				
ST	Service Thermoplastic				
STW	ST with Outdoor Jacket	18 - 2	2 or more	PVC / PVC	600
STO	ST with Oil Resistant Jacket				
SE	Service Elastomer				
SEO	SE with Oil Resistant Jacket	18 - 2	2 or more	Elastomer / Elastomer	600
SEOW	SEO with Outdoor Jacket				
SEOO	SEO with Oil Resistant Insulation				
HPN	Heater Parallel Rubber	18 - 12	2,3	Rubber / No Jacket	300
HSJ	Heater Service Junior	18 - 12	2,3,4	Rubber / Rubber	300
HSJO	HSJ with Oil Resistant Jacket				
HS	Heater Service				
HSO	HS with Oil Resistant Jacket	14 - 2	2,3,4	Rubber / Rubber	300

10.107



• We gained Safety Standard approval of different country



Quality Manufacturer and Green Partner
Awarded Sony Green Partner Cetification in 2005.



Well Shin Technology Co., Ltd.

Well Shin (Taiwan) Factory
Well Shin Electronics (KunShan) Co., Ltd.
Dong Guan Well Shin Electronic Products Co., Ltd.



Headquarter



Taiwan Plant



Dongguan Plant



Kun Shan Plant (Shanghai Area)

維熹科技股份有限公司

Well Shin Technology Co., Ltd.

臺北市內湖區新湖三路196號
No.196, Xinghu 3rd Rd., Neihu District,
Taipei City 114, Taiwan
TEL: 886-2-2791-1119 FAX: 886-2-2791-9901

台灣工廠

Taiwan Plant

彰化縣福興鄉麥厝村沿海路一段1號
N1, Sec.1, Yen Hai Rd., Mai Tsuo Chun,
Fu Hsing Hsiang, Chang Hwa 50645, Taiwan
Tel: 886-4-770-3081 Fax: 886-4-770-3080

東莞維升電子製品有限公司

Dongguan Well Shin Electronic Products Co., Ltd.

廣東省東莞市黃江鎮長龍管理區
Chang Long Control Dist., Hwang Jiang Cheng,
Dongguan City, Guangdong 523766, China
TEL: 86-769-8362-2694 FAX: 86-769-8362-2714

維爾斯電子(昆山)有限公司

Well Shin Electronic (Kun Shan) Co., Ltd.

江蘇省昆山市錦溪鎮昆開路
Kun Kai Rd., Jin Xi Town,
Kun Shan City, Jiang Su 215324, China
TEL: 86-512-5723-7988 FAX: 86-512-5722-692