



OTHER





OTHER

Commercial Cord Reel.....	8.1
Housing.....	8.3
Cable Tie.....	8.5
Strap Tie.....	8.5
Knot Tie.....	8.5
Push mount tie.....	8.5
Cable and Wire Protector.....	8.6
Relief Bushings, Material: Nylon 66.....	8.6
Cable Glands.....	8.7
Thread Glands (With spiral bending protection).....	8.7
Strain Relief Unit.....	8.8
Fuse Holder & Breaker.....	8.10
Fuse Holder.....	8.10
Breaker, Press to reset.....	8.10
Switch.....	8.11
Feed through Cord Appliance Switch.....	8.11
Appliance Rocker Switch.....	8.11
SPST Switch. (Single-pole single-throw).....	8.12
Panel switch for refrigerator.....	8.12
GFCI Switch.....	8.12
Tick Switch.....	8.12
Wall-Plate Switch & Receptacle.....	8.13
China Wall-Switch and Receptacle.....	8.13
Taiwan/USA Smart Wall-Switch and Receptacle.....	8.19
LED Bulb.....	8.22
3W LED.....	8.22
5W LED.....	8.22
7W LED.....	8.22
8W LED.....	8.23
15W LED.....	8.23
25W LED.....	8.24
T8 16W LED Tube.....	8.25
Wall-Plate USB Charger.....	8.26
Generator Control Panel.....	8.27
Airplane, Cigarette DC Plug and Connector, Accessories.....	8.33
RV, Truck, Trailer Products.....	8.34
7-way Trailer Junction Box.....	8.41
Breakaway Switch for Brake Supply.....	8.41
Booster Cord Metal Clamp.....	8.42



USB Plug, Connector and LAN plug.....	8.43
DC Plug.....	8.45
DC Connector	8.47
DC Adaptor	8.49
Appliance Connector	8.50
Adapter & Charger body	8.51
Telephone System.....	8.52
EM Series Products.....	8.53
Straight Blade Multi-pins Plugs, Connectors, Sockets	8.53
Locking T-type Plugs Connectors	8.53
Battery Banana Connectors, Sockets	8.54
Pump Plugs, Connectors, Accessories	8.59
Other Multi-pins Plug Connectors, Sockets, Plug Adapters	8.60
Hospital Products	8.61
For Tool Applicable.....	8.62
Cord Reel	8.63
Heavy Duty Incandescent Working light & Accessories.....	8.66
Garnish Accessory.....	8.69
Alarm Accessory.....	8.70
PV Wiring Box	8.70
Stereo Headset	8.71
mini Wi-Fi AP Router.....	8.77

Copyright © 2009 by Well Shin Technology Co., Ltd. All rights reserved. None of the information provided here may be used, duplicated, reproduced, either partially or completely, without prior permission of Well Shin.

本公司之目錄享有法律著作權，未經授權不得摘編、拷貝、使用。

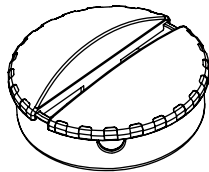
Information provided here may consist of uncertainty, Well Shin reserves the right to revise or explain all the time.

目錄中資料可能因疏失而存在錯誤，本公司保留隨時修正或解釋的權利。



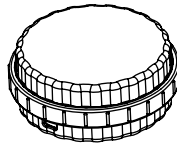
Commercial Cord Reel

Manual Retractable cable Reel



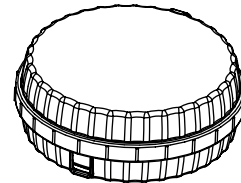
WS-229-2

PATENTED



WS-229-3

PATENTED

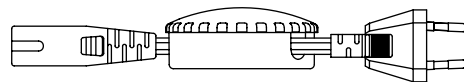


WS-229-4

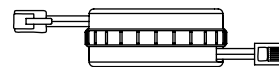
PATENTED

How to use.

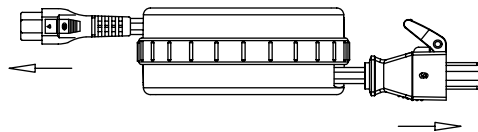
- While drawing the cord along its two ends at the same time, the cord will come out. Please don't jerk the cord!



WS-229-3 2 Pin Notebook Power Cord

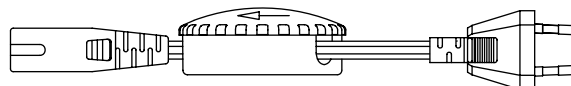


WS-229-3 Telephone Cord



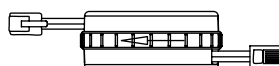
WS-229-4 3 Pin Notebook Power Cord

- While turning the upper cover of the main body, the cord will get in.



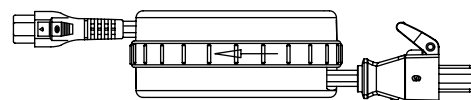
PATENTED

While turning the middle part on the main body, the cord will get in.



WS-229-3 Telephone Cord

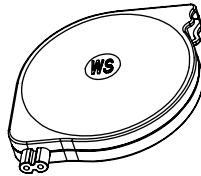
PATENTED



WS-229-4 3 Pin Notebook Power Cord

PATENTED

Automatism Retractable cable Reel

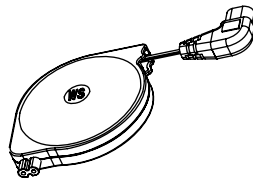


WS-229-1
PATENTED

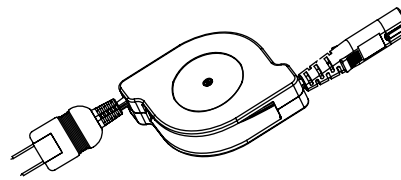


WS-229-5
PATENTED

- Variety of Plugs and connectors are available.



Extension Cord



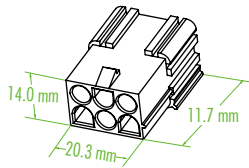
Power Cord



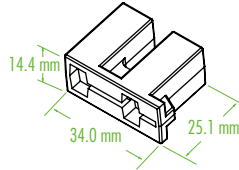
WS-229-5(004-L+027-H)
PATENTED

- Remark: A variety of specifications and colors are available for the countries or regions. Please refer to the engineering drawing for the detailed specifications.

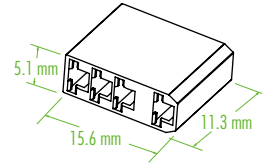
Housing



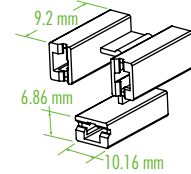
WS-OR-033



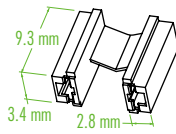
WS-OR-047



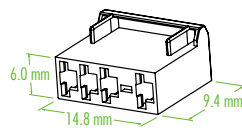
WS-OR-049



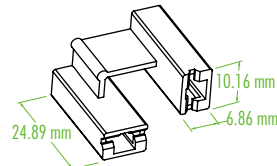
WS-OR-055



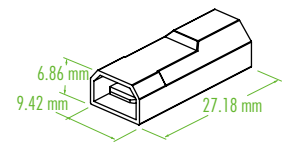
WS-OR-057



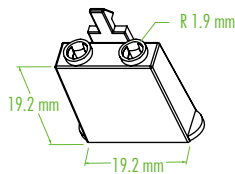
WS-OR-058



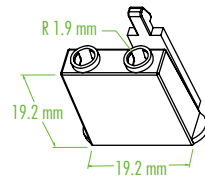
WS-OR-059



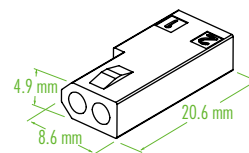
WS-OR-074



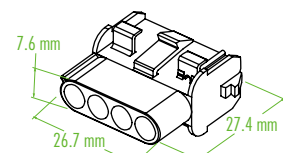
WS-OR-075



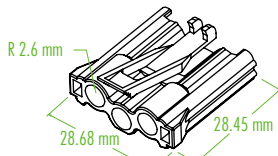
WS-OR-075-1



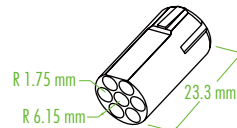
WS-OR-077



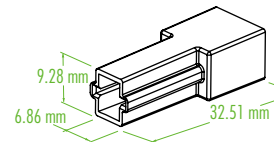
WS-OR-078



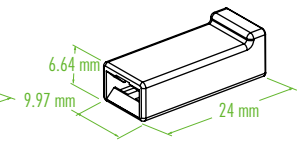
WS-OR-079



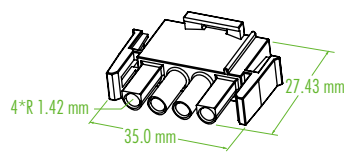
WS-OR-080



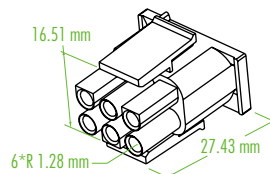
WS-OR-085



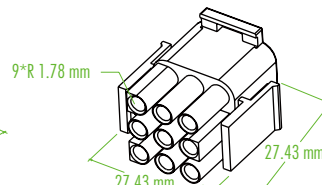
WS-OR-086



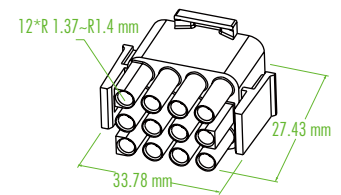
WS-OR-090-4



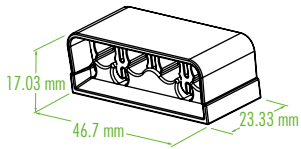
WS-OR-090-6



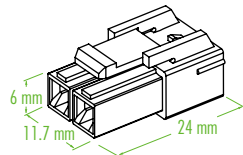
WS-OR-090-9



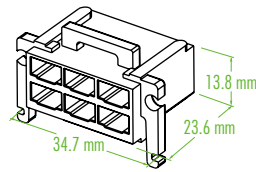
WS-OR-090-12



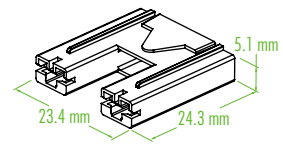
WS-OR-082



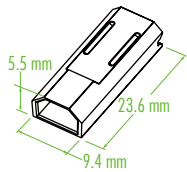
WS-OR-094



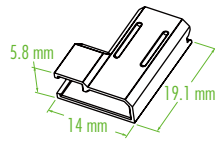
WS-OR-097



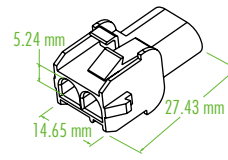
WS-OR-104



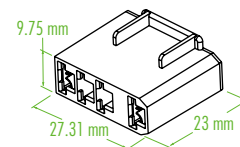
WS-OR-124



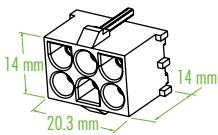
WS-OR-125



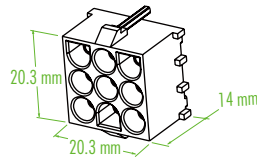
WS-OR-139



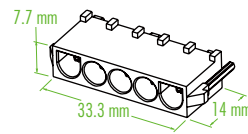
WS-OR-140



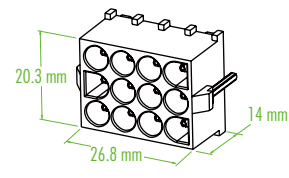
WS-OR-131F-6



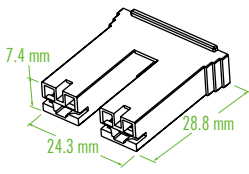
WS-OR-131F-9



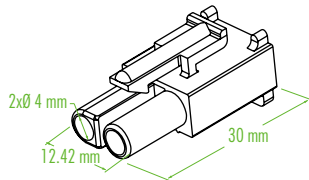
WS-OR-131M-5



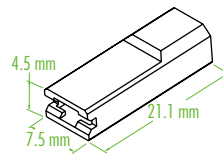
WS-OR-131M-12



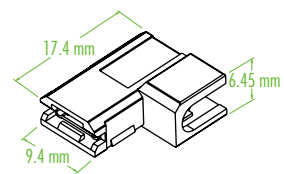
WS-OR-141-2



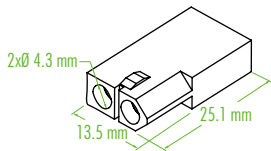
WS-OR-142-2



WS-OR-144-1



WS-OR-146-1

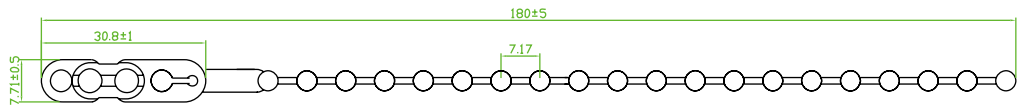


WS-OR-189D

Cable Tie

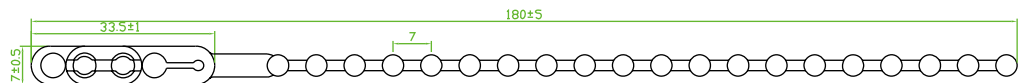
Strap Tie

EM-002-1



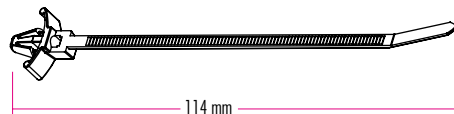
Knot Tie

EM-002-2

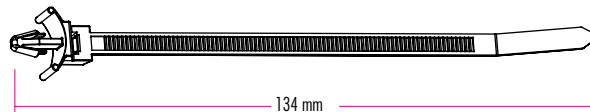


Push mount tie

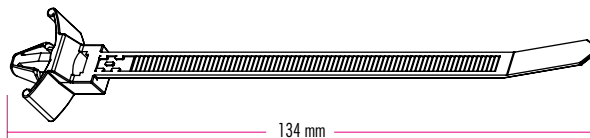
EM-002-4 (S)



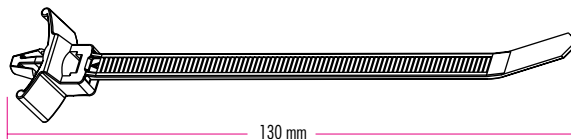
EM-002-5 (M)



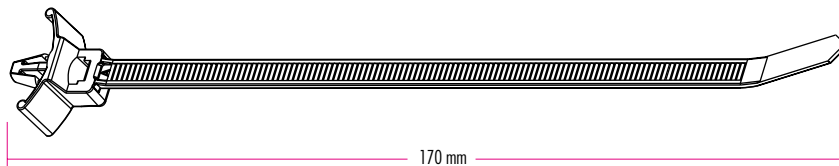
EM-002-6 (M)



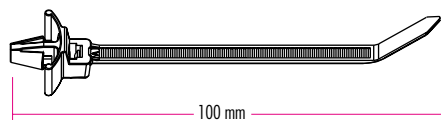
EM-002-7

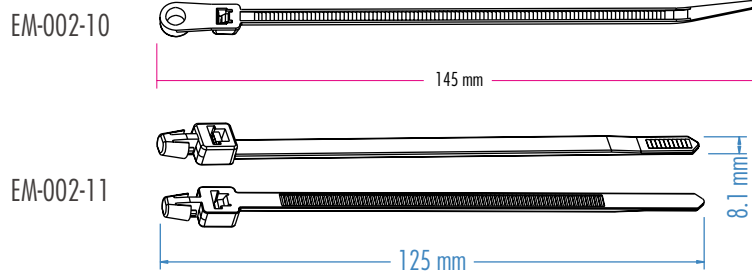


EM-002-8



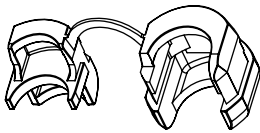
EM-002-9





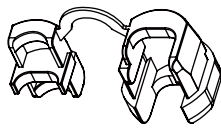
Cable and Wire Protector

Relief Bushings, Material: Nylon 66



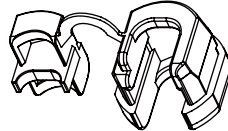
WS-OR-089

Cable:
ST 10AWG*3C
NYLON 66



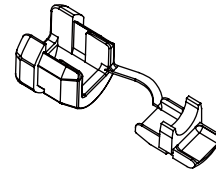
WS-OR-089-1

Cable:
ST 14AWG*3C
NYLON 66



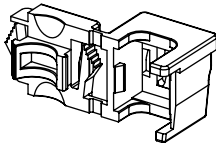
WS-OR-089-2

Cable:
ST/SJT 12AWG*3C
NYLON 66



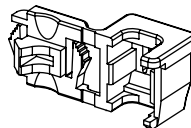
WS-OR-089-3

Cable:
ø8.5mm(SJT 16AWG*3C)



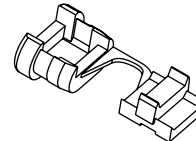
WS-OR-088

Cable:
SJT 14AWG*2C
STO 16AWG*3C
SEOW-A 16AWG*4C



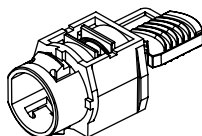
WS-OR-093

Cable:
SV&SVT 18AWG*2C/3C;
HPD 16AWG*2C, 18AWG*2C



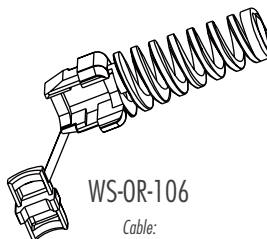
WS-OR-084

Cable:
ø8.5mm(SJT 18AWG*2C)



WS-OR-095

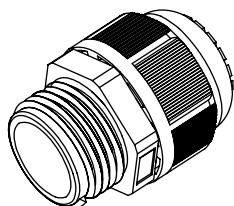
Cable:
SJT 16AWG*3C



WS-OR-106

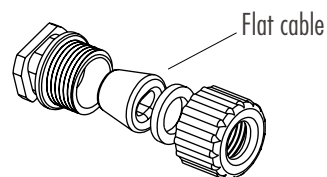
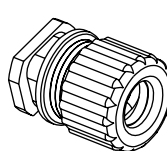
Cable:
OD: 8.1~10.9mm

Cable Glands



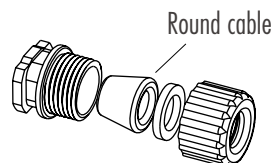
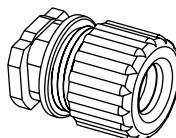
WS-OR-091

Max Cable: $\phi 12.8\text{mm}$



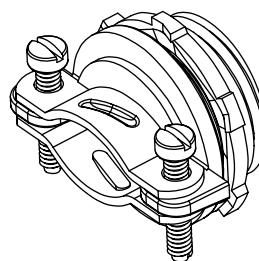
WS-161-20 gland, flat cable

Cable: OD: $5.4 \times 8.4\text{mm}$



WS-161-20 gland, round cable

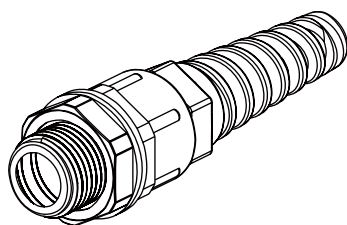
Cable: OD: 8.5mm



WS-OR-172

Max Cable: $\phi 24.6\text{mm}$

Thread Glands (With spiral bending protection)

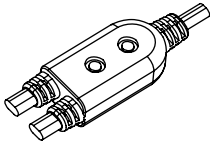


WS-OR-092

Max Cable: $\phi 8\text{mm}$

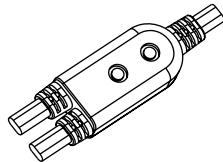
Strain Relief Unit

1 to 2



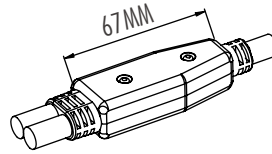
WS-SR-040-2-1

Input: VFF-K 1.8mm² 2C; SPF-2 18AWG 2C
Output: VCTFK 0.75mm² 2C; SPF-2 18AWG 2C



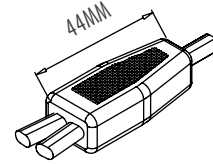
WS-SR-040-2-1A

Input: VFF-K 1.8mm² *2C
Output: VFF-W 1.8mm² *2C



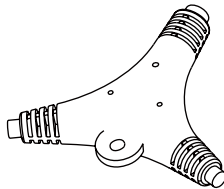
WS-SR-040-2-3

Input: SJT 18AWG*3C; SJT 16AWG*3C SVT 18AWG*3C;
H05VV-F 0.75mm²*3C; H05VV-F 1.5mm²*3C; ø7.8 ø8.5 ø9.5
Output: SJT 18AWG 3C; NI SPF-2 18AWG 2C; Max ø8.5



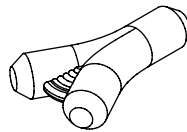
WS-SR-040-2-4

SPF-2 16AWG*2C; SPF-2 18AWG*2C;
VFF 0.75mm²*2C; H03VVH2-F 0.75mm²*2C;
H05VVH2-F 0.75*2C



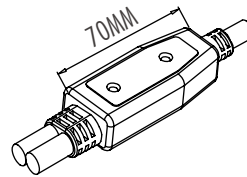
WS-SR-040-2-5

Cable OD SIZE:
SJT 12AWG*3C; SJT 14AWG*3C



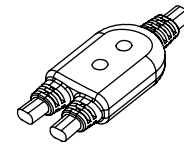
WS-SR-040-2-6

Cable OD SIZE: Ø12
(不能生產, 無內套, 內模)



WS-SR-040-2-7

Cable OD SIZE: SJT 12AWG*3C; SJT 14AWG*3C
Ø9.3 Ø10.5



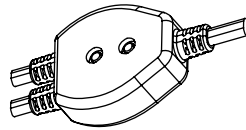
WS-SR-040-2-8

VCTFK 2x2.0mm²

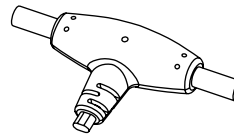


WS-SR-040-2-11

Input: VFF-K 1.8mm² 2C; SPF-2 18AWG 2C
Output: VCTFK 0.75mm² 2C; SPF-2 18AWG 2C

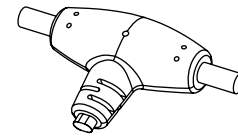


WS-SR-040-2-13



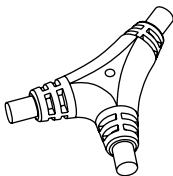
WS-SR-040-2-14

1. H03VVH2-F 0.75mm² SQ X 2C
2. H05VV-F 0.75mm² SQ X 3C



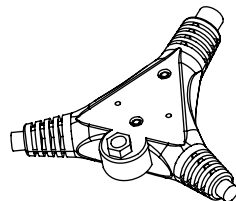
WS-SR-040-2-14-1

1. VCTFK 0.75*2C
2. VCTFK 0.75*2C
3. SJT 18AWG X 3C



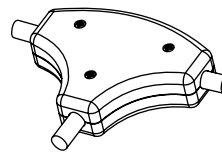
WS-SR-040-2-10

2464, 26AWG, VW-1, Ø4mm

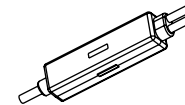


WS-SR-040-2-15

H05RN-F 1.0mm² 3C;
H07RN-F 1.5mm² 3C

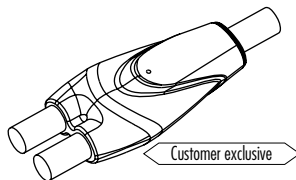


WS-SR-040-2-16
Assembly

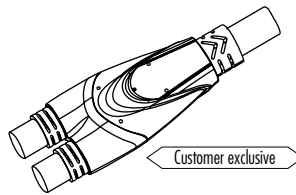


WS-SR-040-2-17

Input: UL 1015 18AWG*1C
Output: UL 1015 20AWG*1C

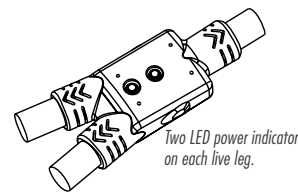


WS-SR-040-2-18
STW 10AWG*3C



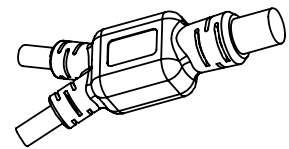
WS-SR-040-2-19

Input cable: STW 6AWG*3C, 6AWG*4C
Output cable: STW 6AWG*3C, 6AWG*4C, 10AWG*3C



WS-SR-040-2-20

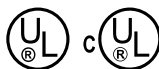
Input cable: STW 6AWG*3C, 6AWG*4C
Output cable: STW 6AWG*3C, 6AWG*4C, 10AWG*3C



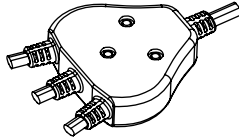
WS-SR-040-2-9

STW 10AWG*3C & SJT 6AWG*4C

8.8

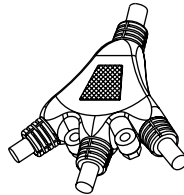


1 to 3



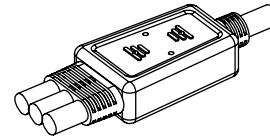
WS-SR-040-3-5

Cable OD SIZE: Ø7.9 Ø8.5
Input: VFF-W 1.8MM²/*2C; VCTFK 2.0MM²/*2C;
SPT-2 18AWG 2C
Output: VCTFK 0.75MM²/*2C; VCTFK 2.0MM²/*2C; SPT-2 18AWG 2C



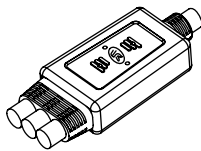
WS-SR-040-3-6

Input: SJTW 16AWG*3C
Output: SJTW 18AWG*3C



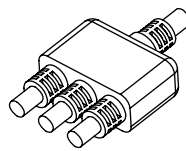
WS-SR-040-3-1

Cable OD SIZE: Ø6.3



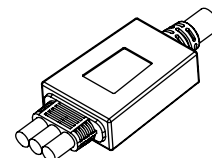
WS-SR-040-3-2

Cable OD SIZE: Ø9.5-Ø10.3
Input: SJT 14AWG*3C
Output: SJT 18AWG*3C(2PCS) & SPT-1 18AWG*2C



WS-SR-040-3-3

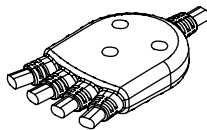
Cable OD SIZE: Ø7.9 Ø8.5
Input: SJT 16AWG 3C
Output: JST 18AWG 3C



WS-SR-040-3-4

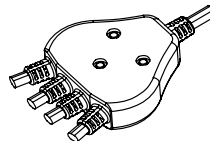
Cable OD SIZE:
Input: Ø15.6 Output: Ø10.5

1 to 4



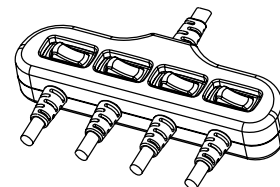
WS-SR-040-4-3

Cable OD SIZE: Ø7.9 Ø8.5
Input: VFF-W 1.8MM²*2C; VCTFK 2.0MM²*2C; SPT-2 18AWG 2C
Output: VCTFK 0.75MM²*2C; VCTFK 2.0MM²*2C; SPT-2 18AWG 2C



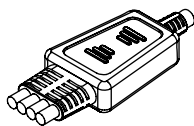
WS-SR-040-4-8

Input: VFF-W 1.8MM²*2C; VCTFK 2.0MM²*2C;
NI SPT-2 18AWG*2C
Output: VCTFK 0.75MM²*2C; VCTFK 2.0MM²*2C;
NI SPT-2 18AWG*2C



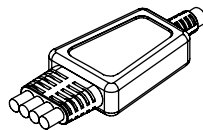
WS-SR-040-4-4 With Switch

SJT 16AWG*3C



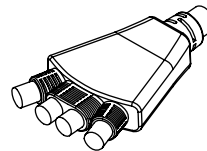
WS-SR-040-4-1

Cable OD SIZE:
Input: Ø8.5 Output: Ø7.3



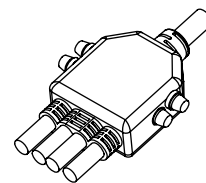
WS-SR-040-4-2

Cable OD SIZE:
Input: Ø15.6 Output: Ø10.5



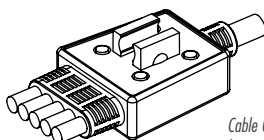
WS-SR-040-4-6

Cable OD SIZE:
Input: Ø25 Output: Ø20.5



WS-SR-040-4-7

With fuse
Input: STW 10AWG*5C
Output: JST 14AWG 3C



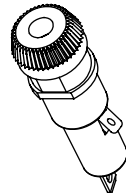
WS-SR-040-5-1
With cable clamp

Cable OD SIZE: Ø7.9 Ø8.5
Input: Ø9.5; Ø8.5; Ø7.0; Ø7.8; SJT 12AWG*3C
Output: Ø9.5; Ø8.5; Ø7.0; Ø7.8; Ø6.7; Ø6.3

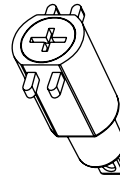
1 to 5

Fuse Holder & Breaker

Fuse Holder

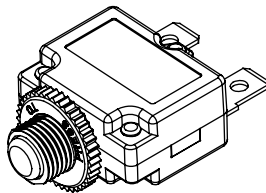


WS-032

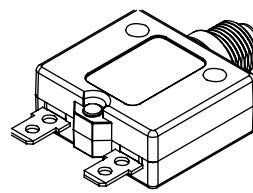


WS-004D

Breaker, Press to reset



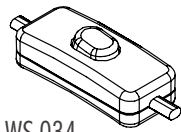
WS-035-5
10A



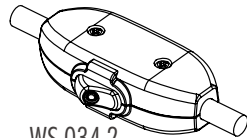
WS-035-6
20A

Switch

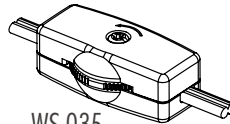
Feed through Cord Appliance Switch



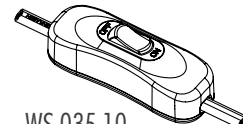
WS-034



WS-034-2

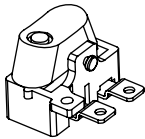


WS-035

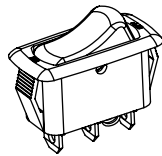


WS-035-10

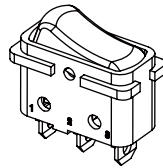
Appliance Rocker Switch



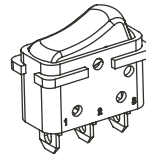
WS-035-1



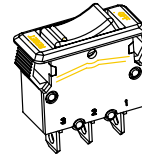
WS-035-3
(with neon lamp)
Snap-in mounting



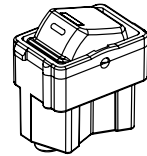
WS-035-3A
(with neon lamp)
Flange mounting



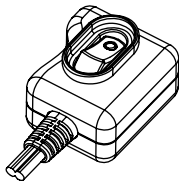
WS-035-3B
(with neon lamp)
Flange mounting



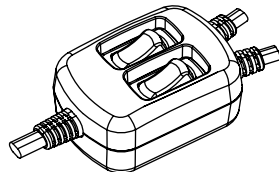
WS-035-4
(with reset)



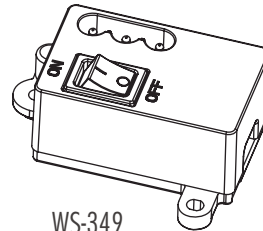
WS-035-8



WS-035-2




WS-SR-040-2-11
One-to-two



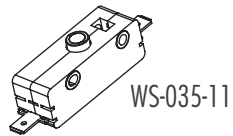
WS-349

With EM-178 use.
(UL) 105° SPT-1 VW-1
E94163 18AWG*2C. WU L1.
(CSA) SPT-1 FT2 105°
LL85694 18AWG*2C L.F.




WS-349+178

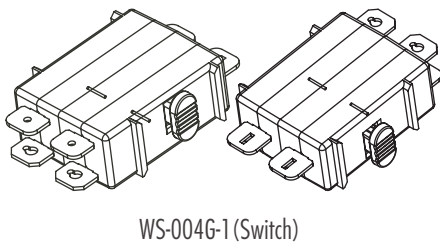
SPST Switch. (Single-pole single-throw).



Panel switch for refrigerator ——— Tick Switch

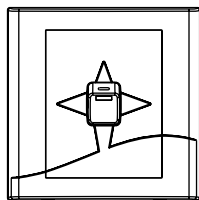


GFCI Switch




Wall-Plate Switch & Receptacle

China Wall-Switch and Receptacle




WS-338-1
1 seat switch



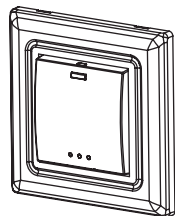
WS-338-2
2 seat switch



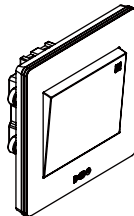
WS-338-3
3 seat switch



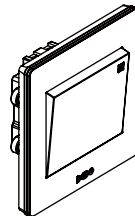
WS-338-4
4 seat switch



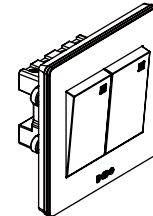
WS-338-1A
1 seat switch



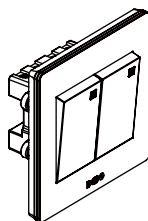
WS-338-1B
一位單控開關



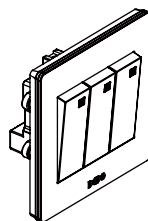
WS-338-1C
一位雙控開關




WS-338-2B
二位單控開關




WS-338-2C
二位雙控開關




WS-338-3B
三位開關



WS-339-2
五孔插座



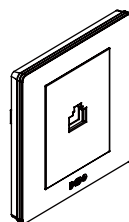
WS-339-3
五孔一開關插座



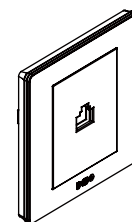
WS-339-1
空調插座



WS-340-1
電視插座



WS-340-2
電話插座



WS-340-3
網絡插座

8.13



開關指示燈有 2 種可選：

1. LED 指示燈
2. 自發光（螢光粉）指示燈。



WS-338-1D
一開開關
(單控)




WS-338-1E
一開開關
(雙控)



WS-338-1F
門鈴開關




WS-338-2D
二開開關
(單控)



WS-338-2E
二開開關
(雙控)




WS-338-3D
三開開關
(單控)



WS-338-3E
三開開關
(雙控)



WS-338-4D
四開開關
(單控)



WS-338-4E
四開開關
(雙控)



WS-339-4
10A 四極插座



WS-339-5
10A 四極插座，
一開開關



WS-339-6
10A 三極插座



WS-339-6A
360 度旋轉
10A 三極插座



WS-339-7
10A 三極插座，
一開開關




WS-339-8
10A 五極插座



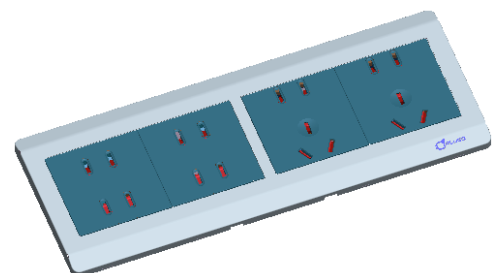
WS-339-9
10A 五極插座 + 一開開關



WS-339-12
中規牆上二聯 86 插座



WS-339-13
中規牆上三聯 86 插座



WS-339-14
中規牆上四聯 86 插座

8.15







WS-371-1
16A 三極插座



WS-371-2
16A 三極插座 + 一開開關



WS-340-1A
TV 電視插座




WS-340-1B
TV 分支電視插座



WS-340-3A
RJ45 一位網絡插座



WS-340-2A
RJ11 一位電話插座



WS-340-3B
RJ45 二位網絡插座



WS-340-2B
RJ45 網絡 + RJ11 電話插座



WS-340-4
HDMI



WS-340-6
WiFi



WS-339-6B
360 度旋轉插座 10A 二三極
+USB+ 托物架




WS-340-7
USB



WS-340-5
藍牙控制
Bluetooth Control Delay



WS-340-8
觸控
Touch Control Delay



WS-340-9
聲控
Sound Control Delay



WS-340-11
時控
Time Control Delay



WS-340-10
光亮控制
Light Control Delay



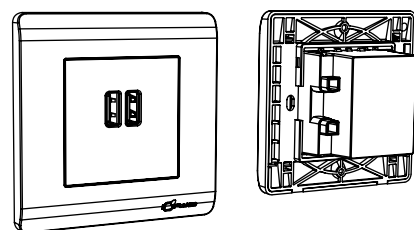
WS-340-10A
光暗控制
Dark Control Delay



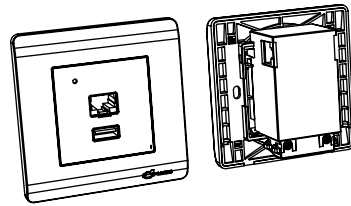
WS-340-12
人體磁場感應

Human body magnetic field induction

www.wellshin.com.tw




WS-340-7A
USB x 2, 5V 2.4A




WS-340-13
Mini Hub 1 in 2 out,
USB 5V 1A, Reset



WS-338-1D
86 接線盒




WS-339-12
二聯 86 接線盒



WS-339-13
三聯 86 接線盒




WS-340-14
中規三聯牆壁面板




Taiwan/USA Smart Wall-Switch and Receptacle




WS-345-1
光亮 (白天開, 晚上關)
Down to Dusk Photosensor



WS-345-2
光暗 (白天關, 晚上開)
Dusk to Dawn Photosensor



WS-345-5
時控
Time Control Delay



WS-345-10
人體感應開關
Passive Infrared



WS-345-4
觸控
Touch Control Delay




WS-345-6
藍牙 + 觸控
Bluetooth + Touch Control Delay



WS-345-7B
WiFi+ 觸控
WiFi + Touch Control Delay



WS-345-7
無線路由器
WIFI Router



WS-345-7A
無線路由器
WIFI Router+RF Control



WS-345-17
Mini-HUB USB Charger (5V 1A)



WS-345-8
USB Charger (5V 1A)



WS-345-8A
2xUSB Charger (5V 2.4A)



WS-345-14
RJ45 一位網絡插座



WS-345-13
RJ11 一位電話插座



WS-345-15
RJ45 二位網絡插座



WS-345-16
RJ45 網絡 +RJ11 電話插座



WS-341-5
360 度旋轉
NEMA 5-15R



WS-345-9
HDMI (IN & OUT)



WS-345-11
TV 電視插座



WS-345-12
TV 分支電視插座
Dual-TV

LED Bulb

85% Energy saving.
30 years Extra long life.

Benefits of LED:

- High transmittance PC lampshade, when using not burning ·
- Long lifetime ·
- Energy efficient ·
- High quality light, does not fade colours ·
- Aluminum alloy lamp cup, excellent cooling effect ·
- Green LED, low carbon footprint ·
- RoHS compliant and 100% mercury free ·
- Additional benefits include no UV or infrared emissions ·
- Ability to withstand vibration (no filament) ·

PLUGO LED 灯的优点

- 高透光 PC 灯罩，坚固耐摔，使用时不会发烫
- 节能省电，高效能，使用寿命超长
- 开灯可立即达到最高光通输出
- 高质感光线，不变色
- 绿色环保，低碳排放
- 铝合金灯杯，散热效果极佳
- 无 Hg 汞，真正最健康、最纯净的光源，无紫外线伤害、频闪、辐射等问题，适合家庭特别是儿童老人使用



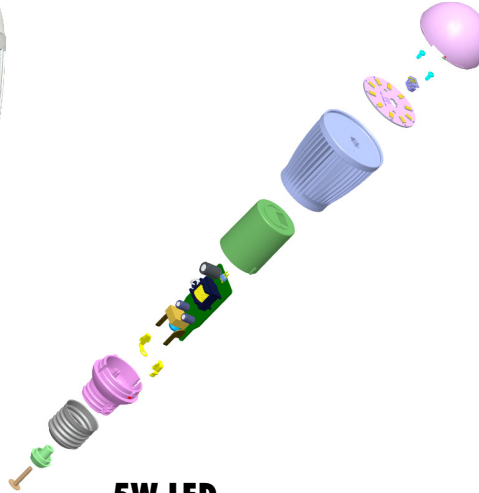
BB70320WA
(3W/ 暖白 / 不帶搖控)
E27 LED 球泡燈
300 lm, 70 lm/W
warm white
E27
3W



3W LED

BB70320CA
(3W/ 冷白 / 不帶搖控)
E27 LED 球泡燈
350 lm, 80 lm/W
cool white
E27
3W

BB70520WA
(5W/ 暖白 / 不帶搖控)
E27 LED 球泡燈
400 lm, 80 lm/W
warm white
E27
5W



5W LED

BB70520CA
(5W/ 冷白 / 不帶搖控)
E27 LED 球泡燈
450 lm, 90 lm/W
cool white
E27
5W

7W LED

BB70710WA
7W 暖白色 LED 燈
500 lm, 70 lm/W
warm white
E27/26
7W



7W LED similar 60W Incandescent.

BB70710CA
7W 冷白色 LED 燈
600 lm, 85 lm/W
cool white
E27/26
7W



8.22

8W LED

BB70812WA
(8W/ 暖白 /WIFI 搖控)
E27 LED 球泡燈

650 lm, 65 lm/W
warm white
E27
8W



BB70812CA
(8W/ 冷白 /WIFI 搖控)
E27 LED 球泡燈

700 lm, 75lm /W
cool white
E27
8W



BB70813WA
(8W/ 暖白 / 藍牙搖控)
E27 LED 球泡燈

650 lm, 65 lm/W
warm white
E27
8W

BB70813CA
(8W/ 冷白 / 藍牙搖控)
E27 LED 球泡燈

700 lm, 75lm /W
cool white
E27
8W

BB70810WA-A
(8W/ 暖白 / 不可調光 /IC
控制電源)E27 LED 球泡燈

650 lm, 65 lm/W
warm white
E27
8W

15W LED


BB71530WA
(15W/ 暖白 / 不帶搖控)
E27 LED 球泡燈

#00 lm
warm white
E27
15W



BB71530CA
(15W/ 冷白 / 不帶搖控)
E27 LED 球泡燈

#00 lm
cool white
E27
15W

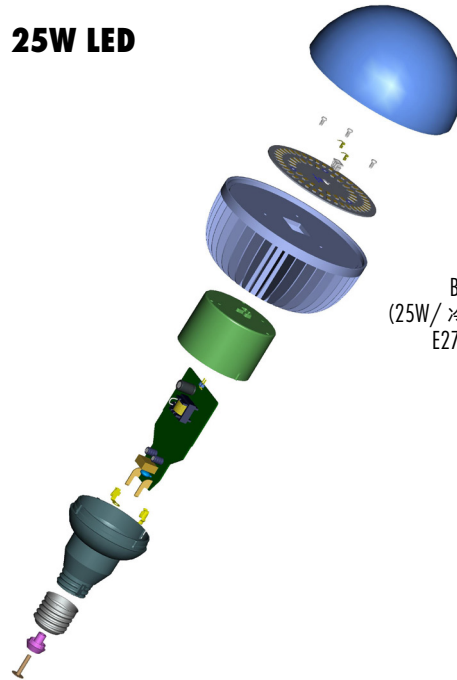


25W LED

BB72540WA
(25W/ 暖白 / 不帶搖控)
E27 LED 球泡燈
#00 lm
warm white
E27
25W



BB72540CA
(25W/ 冷白 / 不帶搖控)
E27 LED 球泡燈
#00 lm
cool white
E27
25W



產品名稱：球形藍牙MP3音箱

功能：E26/E27可選燈頭，輸入100-240VAC，
8.5W 50/60Hz。內置藍牙MP3播放模塊。



WS-461



WS-462



Wi-Fi



WS-463



產品名稱：WIFI LED燈照明+藍牙MP3音箱

功能：E26/E27可選燈頭，輸入100-240VAC 50/60Hz。
內置 WIFI 可調光LED燈照明，功耗8W。
內置藍牙MP3播放模塊，播放功率8.5W。

產品名稱：藍牙 LED燈照明+藍牙MP3音箱

功能：E26/E27可選燈頭，輸入100-240VAC 50/60Hz。
內置 藍牙 可調光LED燈照明，功耗8W。
內置藍牙MP3播放模塊，播放功率8.5W。



T8 16W LED Tube

T812C16
(16W/ 冷白)
T8 LED 燈管

1550~1650 lm, 100 lm/W

cool white

16W

T8 16W LED similar 40W fluorescent



Optics Parameter	Light source	16W/ Cool White
	Colour temperature CCT (K)	6000K~6500K
	Beam Angle (°)	120°
	Luminous Flux (Lm)	1550 Lm -1650 Lm
	CRI	≥70
	Life Span (Hrs)	≥50000 Hrs
	Luminance (Lm/W)	100 Lm
Electricity Parameter	Input Voltage Range (V)	176Vac ~ 264Vac
	Output Voltage (V)	60V -64V DC
	Input Current (mA)	0.45A (rms) max
	Frequency Range (Hz)	50 Hz
	Power Factor (PF)	≥0.9
	Effiency(%)	≥90 %
	Current per LED (I)	240mA
	Light source Power (W)	14.88W ±0.5W
	Total Power Consumption	16W ±0.5W
Structure Parameter	Material	PC, Aluminium
	Shape Size (mm)	Φ 32mm*1199 mm
	Net Weight (g)	380g
	Lampshade Color	Ivory
	Base Type	G13
	Water Proof Class (IP)	Indoor usage
Comprehensive	Operating Temperature Range	-20 ~ +40 °C
	Storage Temperature Range	-40 ~ +80 °C
	Certificate Specification	CE UL CCC
	Environmental Certificate	RoHS

Wall-Plate USB Charger

The USB Wallplate allows you terminate USB connector for in-wall connections.
The face plate is made to fit into a standard wall mount hole, similar to an AC outlet or light switch, and made of durable ABS plastic and white in color.
Fixing Screws Supplied.
No Soldering Required.



Run your USB Cable cleanly and neatly through your walls without the mess.
Eliminate cable clutter by hiding your cables in-wall.
Perfect for Home, Office, Conference Rooms or other business location.
In this way it makes the house decoration more and beautiful and safer.

Single Port USB Charger Wallplate to charge portable.
AC to DC Charger
Suitable for USB Application, Rating: 1A/5V.

CAT. No.	OUTLETS NUMBER	RATING	COLOR of WALLPLATE
	1	#A 125V AC to 1A 5V DC	White

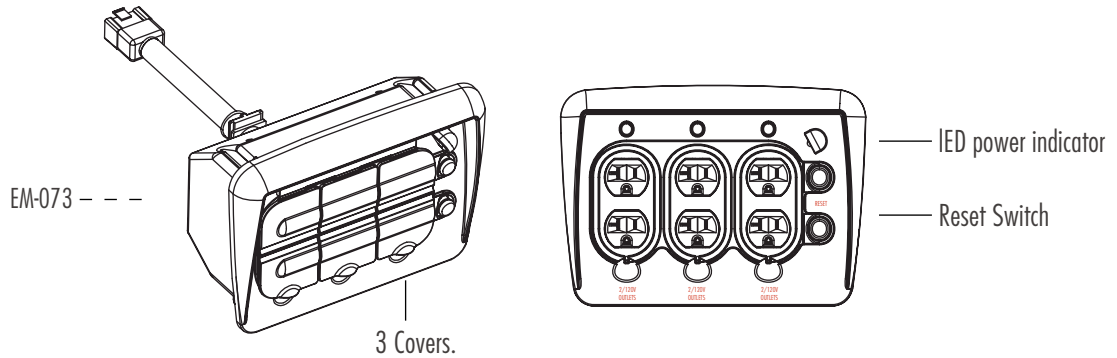


Dual Ports USB Charger Wallplate to charge portable.
AC to DC Charger
Suitable for USB Application, Rating: 1A/5V.

CAT. No.	OUTLETS NUMBER	RATING	COLOR of WALLPLATE
	2	#A 125V AC to 1A 5V DC	White



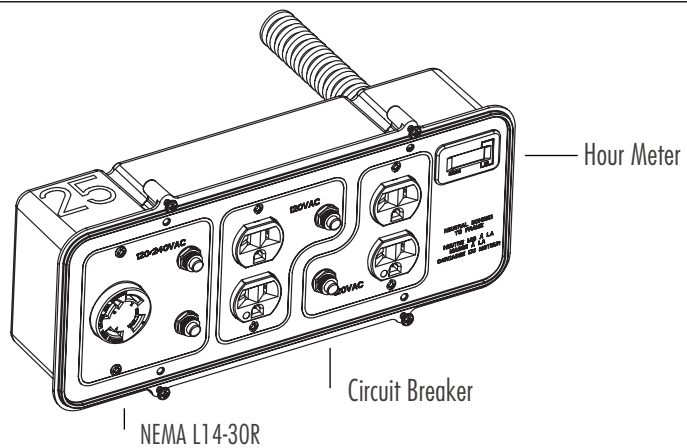
Generator Control Panel



EM-203 ---
25A, Receptacle Panel
Customer exclusive

EM-204 ---
25A, Receptacle Panel,
With hour meter
Customer exclusive

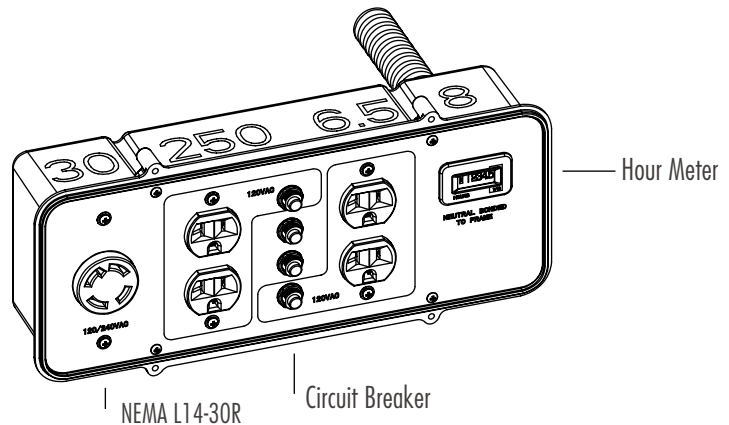
EM-205 ---
30A, Receptacle Panel,
With hour meter
Customer exclusive



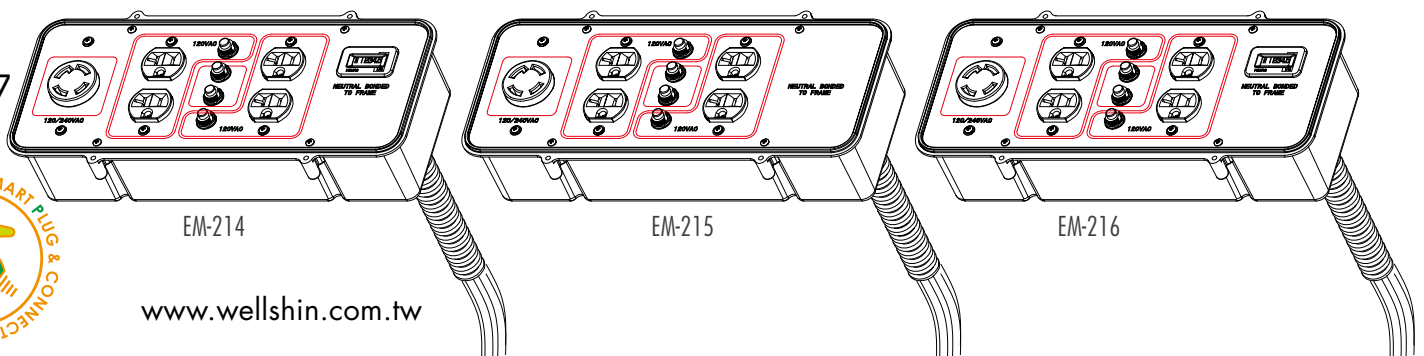
EM-214 ---
30A, Receptacle Panel,
With hour meter
Customer exclusive

EM-215 ---
25A, Receptacle Panel
Customer exclusive

EM-216 ---
25A, Receptacle Panel,
With hour meter
Customer exclusive



8.27



EM-217 — — — —
20A, Rating 4KW Receptacle Panel

Customer exclusive

EM-218 — — — —
30A, Rating 8KW Receptacle Panel

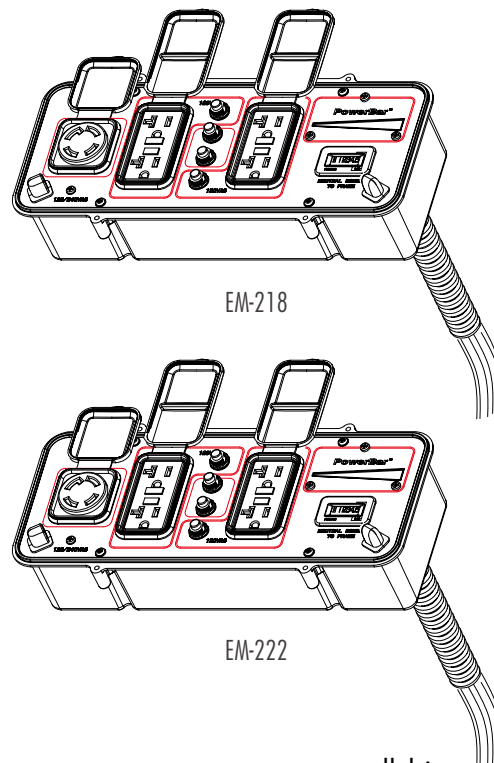
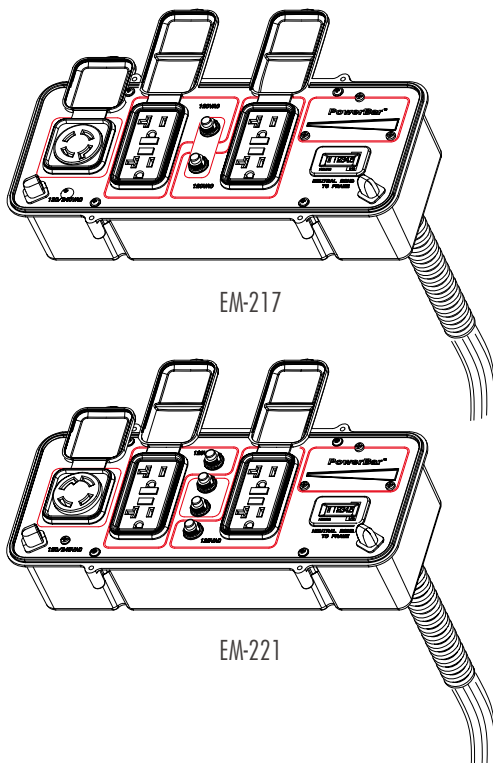
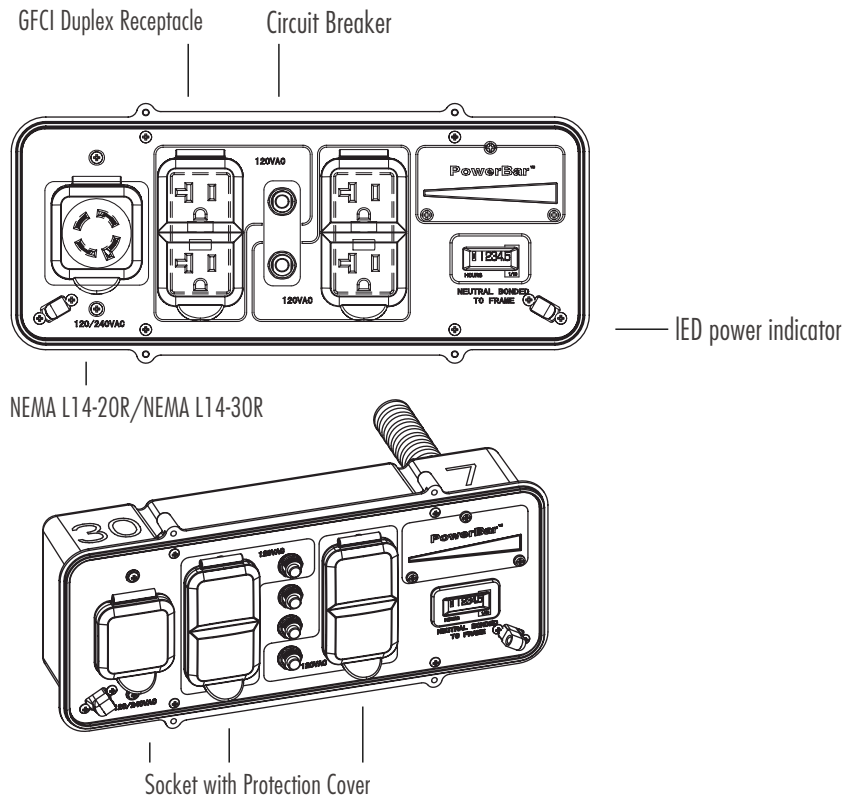
Customer exclusive

EM-221 — — — —
30A, Rating 6.5KW Receptacle Panel

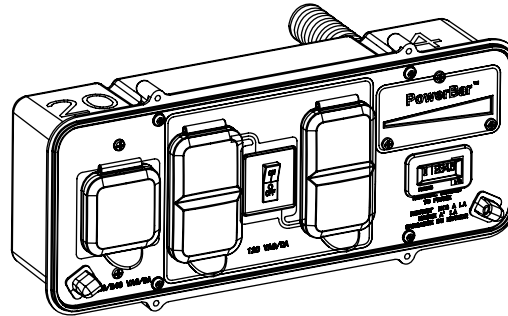
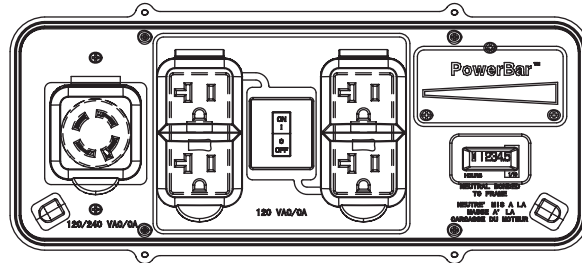
Customer exclusive

EM-222 — — — —
30A, Rating 7KW Receptacle Panel

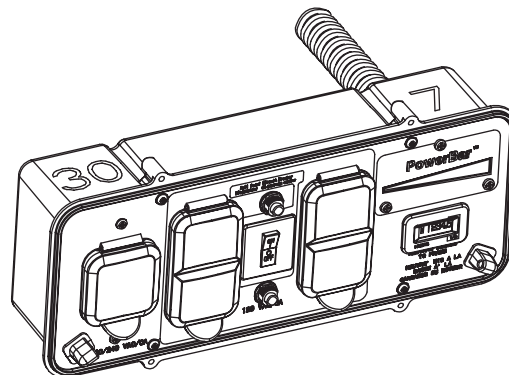
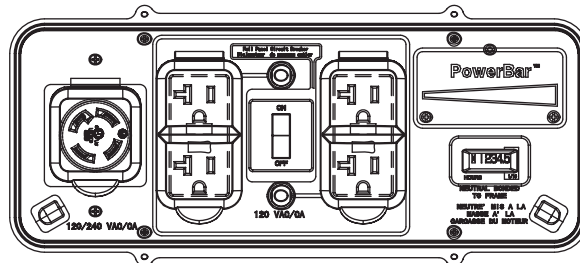
Customer exclusive



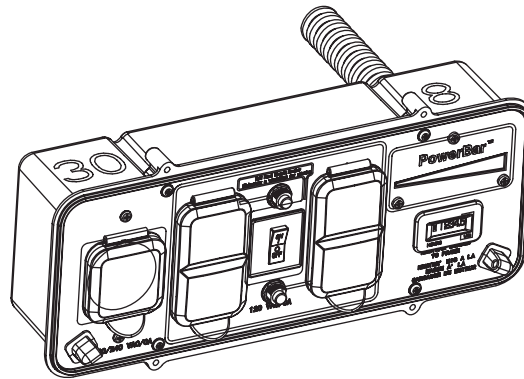
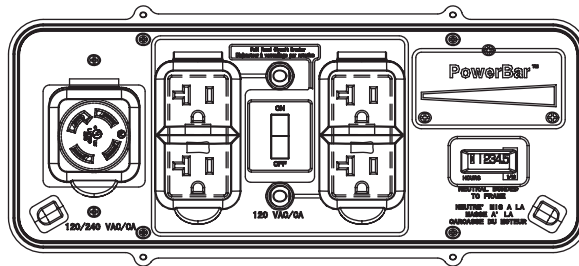
EM-223 — — — —
20A, Rating 4KW Receptacle Panel
Customer exclusive



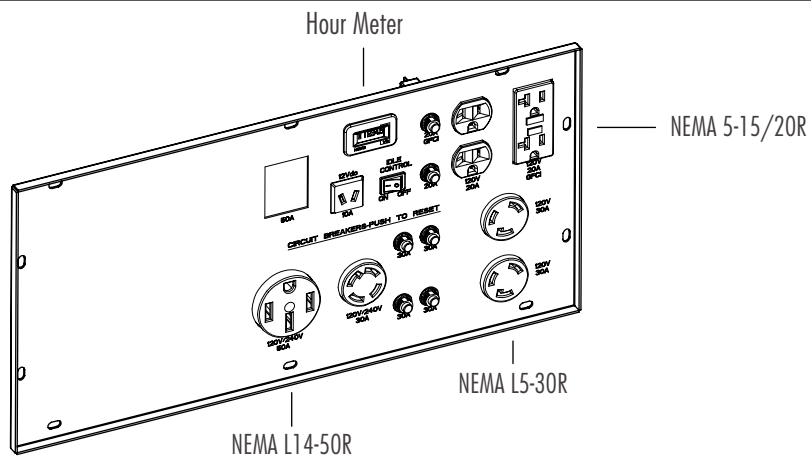
EM-224 — — — —
30A, Rating 7KW Receptacle Panel
Customer exclusive



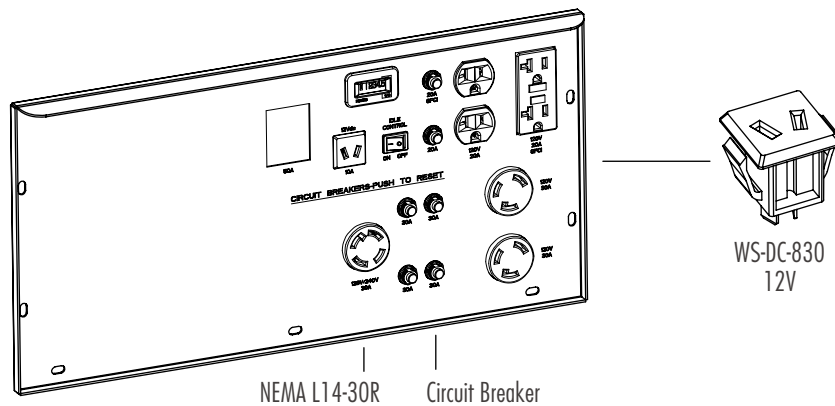
EM-225
30A, Rating 8KW Receptacle Panel
Customer exclusive



EM-209 — — — —
Customer exclusive

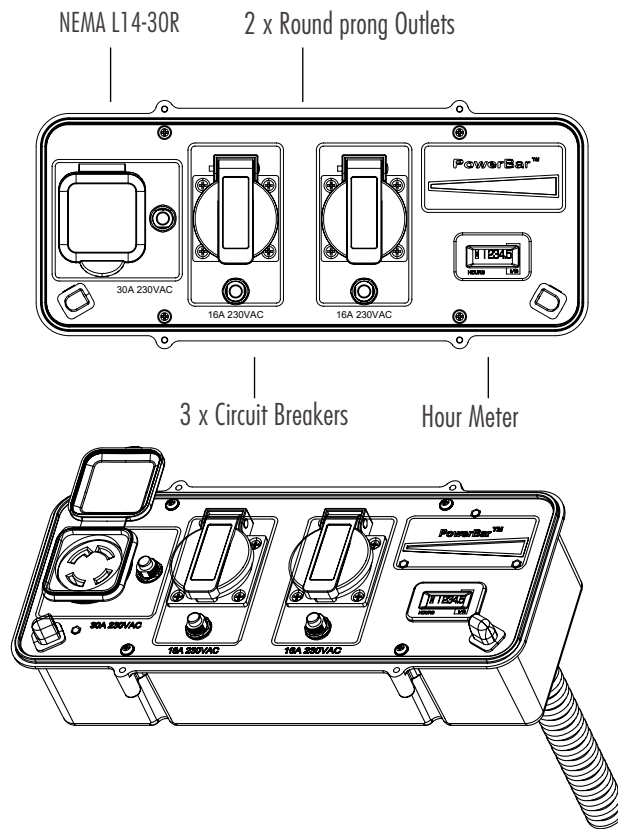


EM-210 — — — —
Customer exclusive

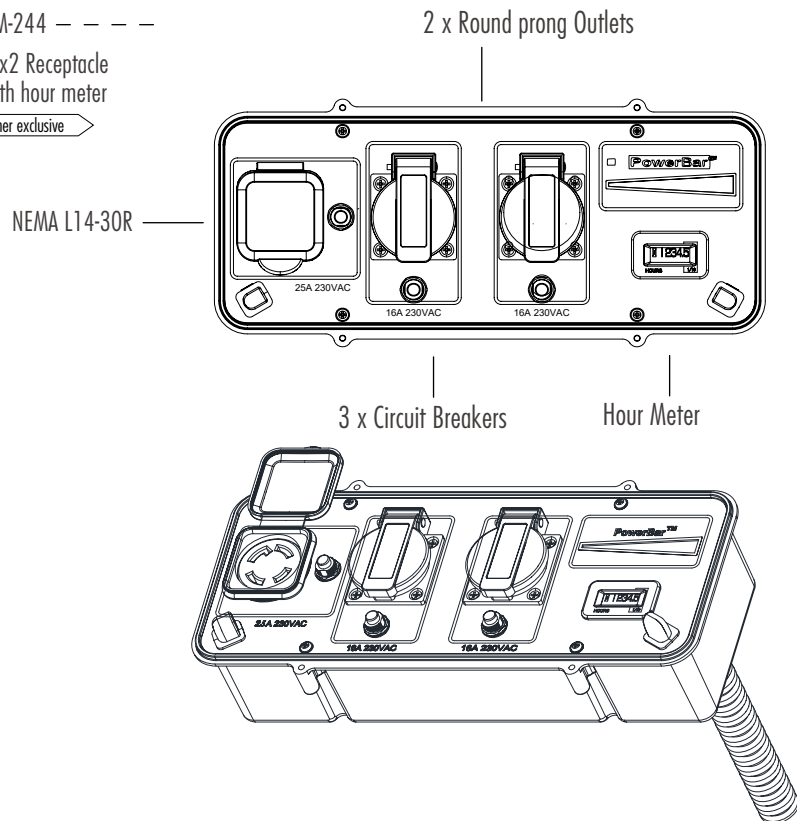


8.30

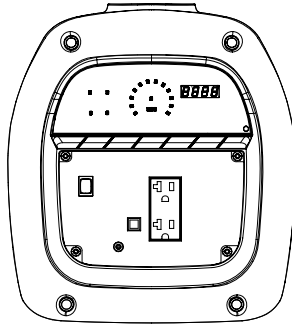
EM-244 - - - -
30A, 16Ax2 Receptacle
Panel, With hour meter
Customer exclusive



EM-244 - - - -
25A, 16Ax2 Receptacle
Panel, With hour meter
Customer exclusive

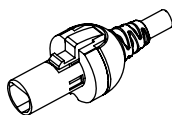


EM-270 — — — —

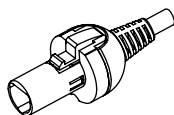


Airplane, Cigarette DC Plug and Connector, Accessories

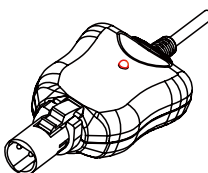
Airplane Plug



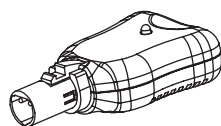
WS-080



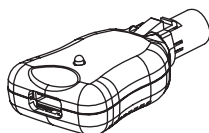
WS-080-1



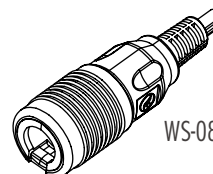
WS-080-6A
5.5W DC to DC Adapter
(12~25VDC Input and 5V 1.1A Output)



WS-080-6
To USB

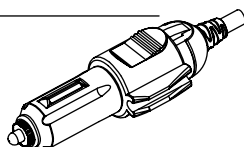


Airplane Connector

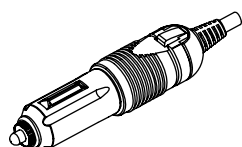


WS-080-10

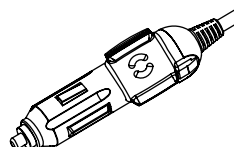
Cigarette Plug




WS-080
Two in one air/auto plug



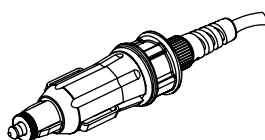
WS-080-1
Two in one air/auto plug



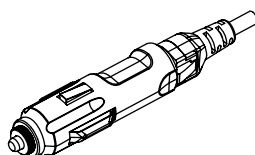
WS-080-2
Auto+Airplane Plug



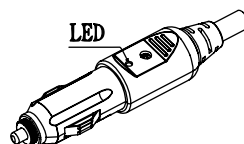
WS-080-7



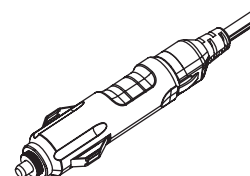
WS-080-8
Flexing



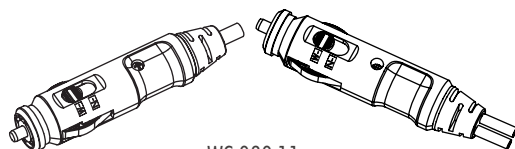
WS-080-9
Auto+Airplane Plug



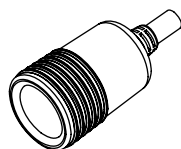
WS-080-12
(16A, with LED)




WS-080-13
Auto+Airplane Plug



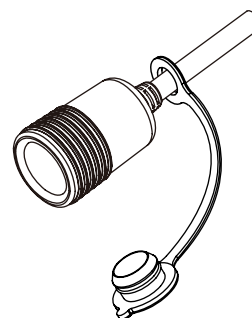
WS-080-11
Adjustable-cathode terminal for
European & American auto



WS-081



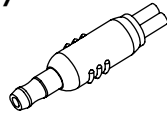
Cover



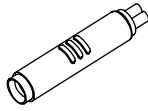
Cigarette Connector

RV, Truck, Trailer Products

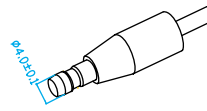
Vehicle 1-Way



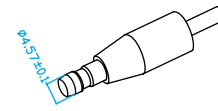
WS-DC-701-4



WS-DC-701-1

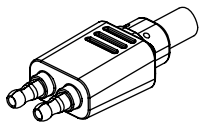


WS-DC-701-11

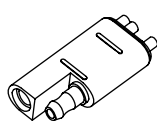


WS-DC-701-10

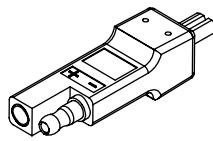
Heavy Duty Vehicle 2/5-Way Flat Connector



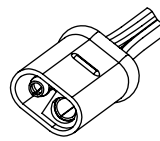
WS-DC-701-7



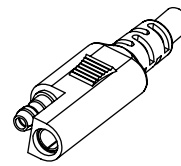
WS-DC-701-2



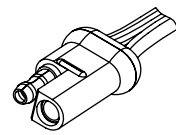
WS-DC-701



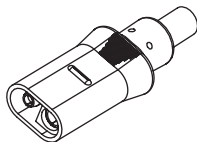
WS-DC-701-9F



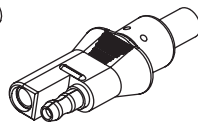
WS-DC-701-13



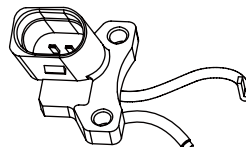
WS-DC-701-9M



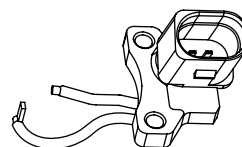
WS-DC-701-6F



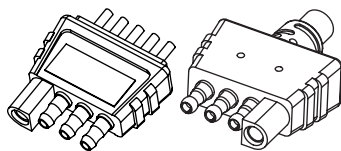
WS-DC-701-6M



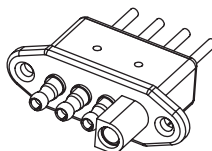
WS-DC-823-L



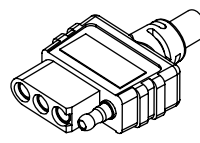
WS-DC-823-R



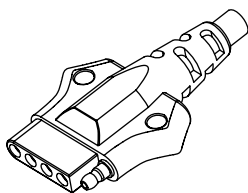
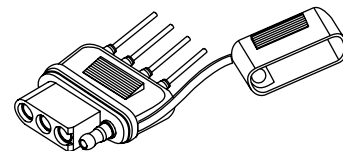
WS-DC-701-3



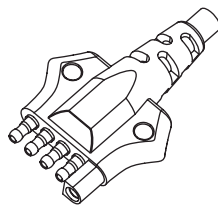
WS-DC-701-5



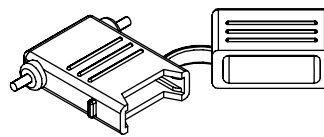
WS-DC-701-8



WS-DC-701-12

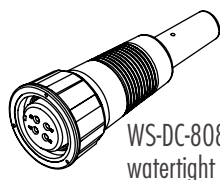


WS-DC-701-16

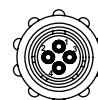


WS-DC-705

Vehicle 4-Way Round Connector



WS-DC-808
watertight



WS-DC-808-A

◀ SJTOW 16AWG 4C

WS - ### - # - #

為 : 1.2.3...., 以不同型式 Pin 編流水號

為 : A 代表 PVC molded, B 代表鋅外殼, C 代表 Nylon Assembly

為 : 238/334/237.... 表車用 Plug Connector, 316/317/318.... 代表車用 Socket

Heavy Duty Vehicle, 7 and 1/2/4/6-Way Round Connector

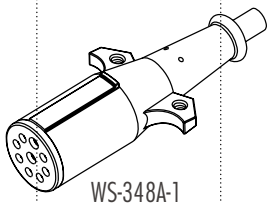
Material:
PVC, Molded

Material:
Zinc Case+PVC, Molded

Material:
Zinc, Assembly

Material:
Nylon, Assembly

9-Female
Round Pin

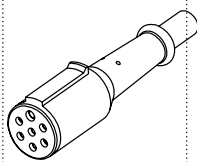


WS-348A-1

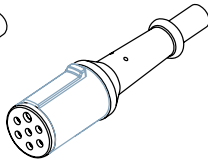
7-Female
Round Pin



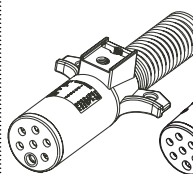
ABS, Non-ABS
Plug



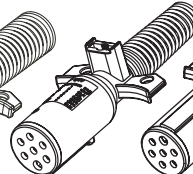
WS-238A-1



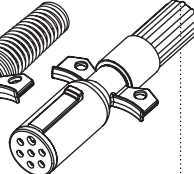
WS-238A-3



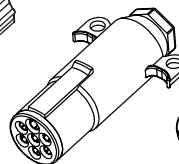
WS-238B-1
Metal Spring
Strain Relief



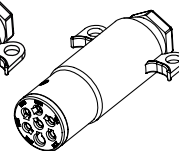
WS-238B-1A
Metal Spring
Strain Relief



WS-238B-1B
Assembling Plastic
Strain Relief



WS-238C-1A
Wiring: Screw

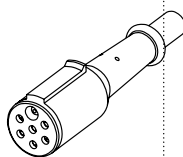


WS-238C-1
Wiring: Rivet

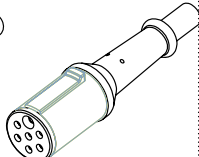
6-Female, 1-Male
Round Pin



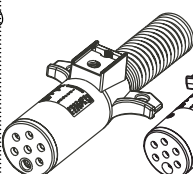
ISO Plug



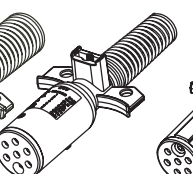
WS-238A-2



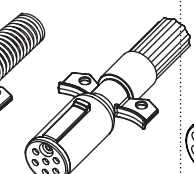
WS-238A-4



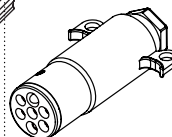
WS-238B-2
Metal Spring
Strain Relief



WS-238B-2A
Metal Spring
Strain Relief

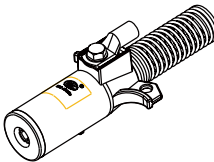


WS-238B-2B
Assembling Plastic
Strain Relief

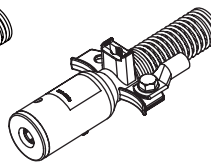


WS-238C-2

1-Female
Round Pin

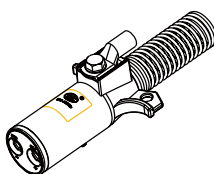


WS-238B-3

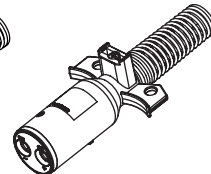


WS-238B-3A

2-Female
Round Pin


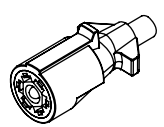
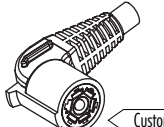
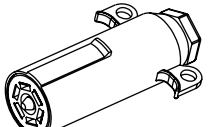

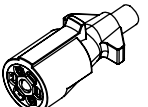

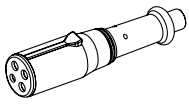
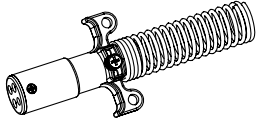
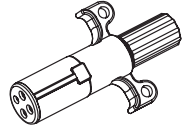

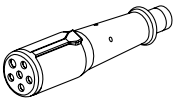
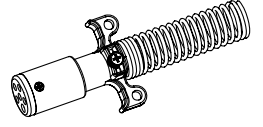
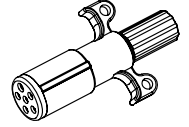


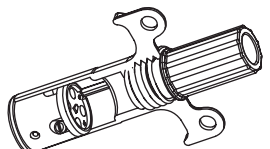


WS-238B-4



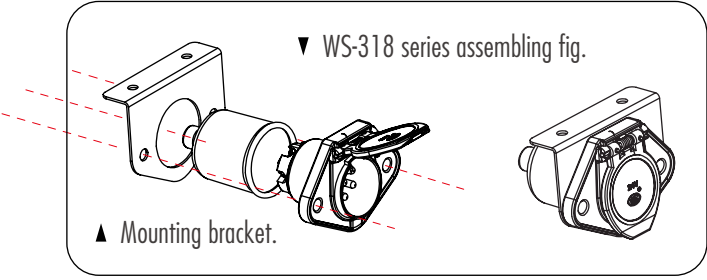
WS-238B-4A


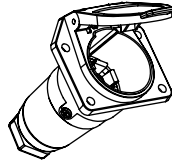


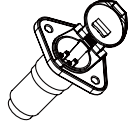


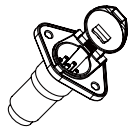


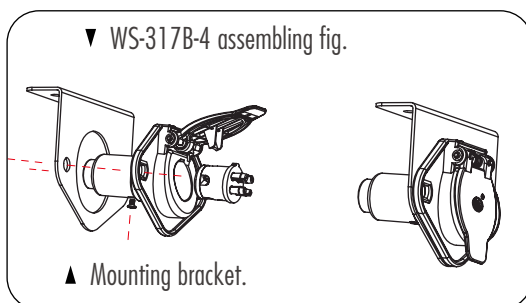
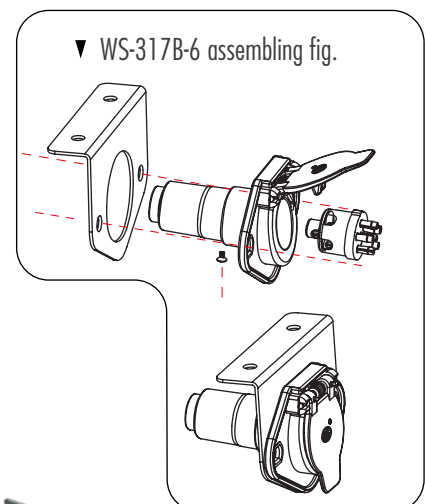
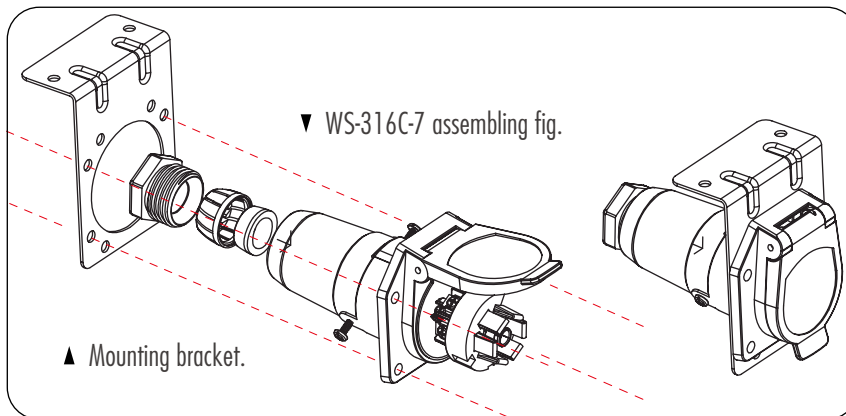
	Material: PVC, Molded	Material: Zinc, Assembly	Material: Nylon, Assembly
6-Blade Pin, 1-Round Pin 	 WS-334A-7 2586 10AWG*2C+12AWG*1C+14AWG*4C	 WS-334A-7B <small>Customer exclusive</small>	 WS-334C-7
Trailer Plug Connector 	 WS-334A-7A Rectangle terminal is double-deck		
Small 4-Female Round Pin  Trailer End	 WS-237A-4	 WS-237B-4	 WS-237C-4
Small 6-Female Round Pin  Trailer End	 WS-237A-6	 WS-237B-6	 WS-237C-6
  			

Heavy Duty Vehicle, 7 and 1/2/4/6-Way Round Socket

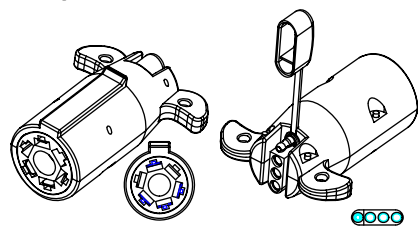
	Material: PVC, Molded	Material: Zinc, Assembly	Material: Nylon, Assembly
7-Round Pin  ABS, Non-ABS Socket		 WS-318B-1 24V inlet	 WS-318C-1 24V inlet
6-Male, 1-Female Round Pin  ISO Socket		 WS-318B-2	 WS-318C-2
1-Round Pin  		 WS-318B-3	
2-Male  		 WS-318B-4	



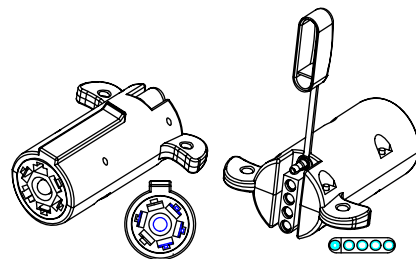
Material: PVC, Molded	Material: Zinc, Assembly	Material: Nylon, Assembly
<p>6-Blade Pin, 1-Round Pin</p>  <p>Trailer Socket</p>		 <p>WS-316C-7</p>
<p>4-Round Pin</p>  <p>Car End</p>	 <p>WS-317B-4</p>	 <p>WS-317C-4</p>
<p>6-Round Pin</p>  <p>Car End</p>	 <p>WS-317B-6</p>	 <p>WS-317C-6</p>



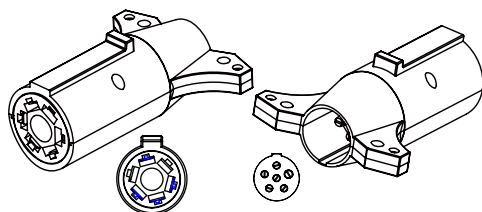
Trailer Adapter



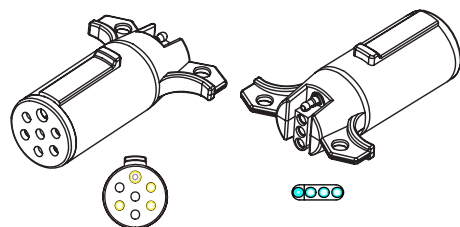
WS-334D-4F
7 way blade to 4-way flat (3 female & 1 male)



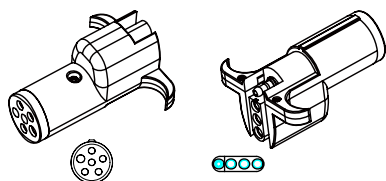
WS-334D-5F
7 Way blade to 5-way flat (4 female & 1 male)



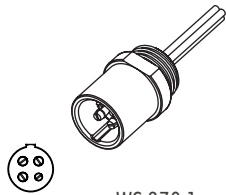
WS-333A-1
7 way blade to small 6-way round



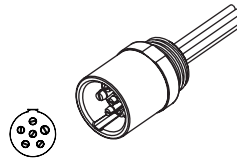
WS-238D-4F
7 way round to 4-way (3 female & 1 male)



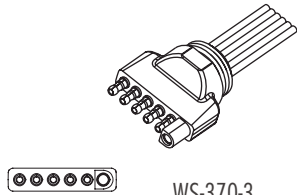
WS-333A-2
Small 6 Way round to 4-way flat (3 female & 1 male)



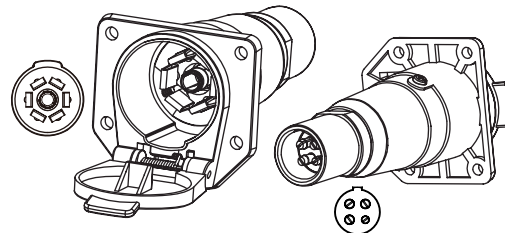
WS-370-1
6-Blade Pin, 1-Round Pin to 4-Round Pin



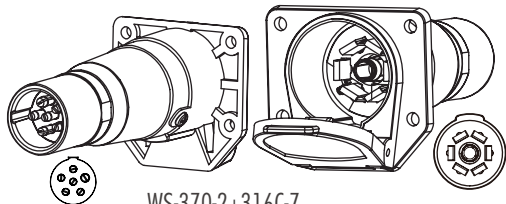
WS-370-2
6-Blade Pin, 1-Round Pin to 6-Round Pin



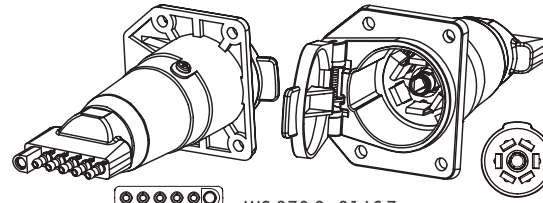
WS-370-3
6-Blade Pin, 1-Round Pin to 6-Round Pin



WS-370-1+316C-7
6-Blade Pin, 1-Round Pin to 4-Round Pin



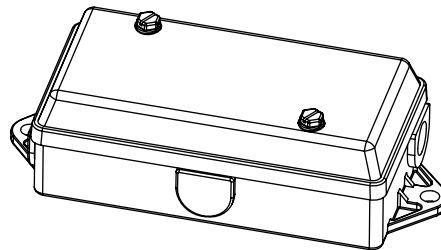
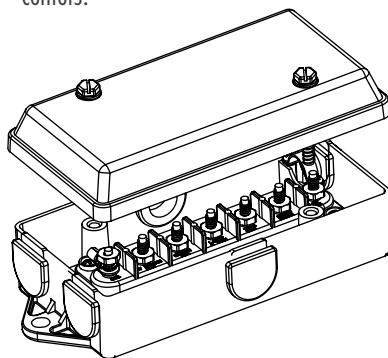
WS-370-2+316C-7
6-Blade Pin, 1-Round Pin to 6-Round Pin



WS-370-3+316C-7
6-Blade Pin, 1-Round Pin to 6-Round Pin

7-way Trailer Junction Box

6 or 7-pole junction box,
The 7-Pole Junction Box provides a fast, simplified way of connecting wires from the trailer cord to the trailer wiring. It is an excellent area for trouble shooting by offering a single connection point. The junction box is made of heavy plastic and includes hardware, 4 closed and 4 open rubber fitted grommets making it weather proof and corrosion resistant. It can also be used as a 6-pole box as it comes with extra grommets for 6-conductor cable. External mounting flanges on 7 " centers.



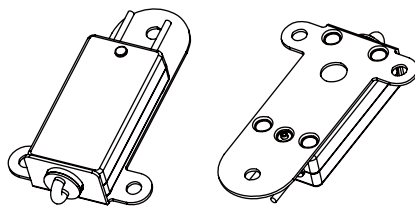
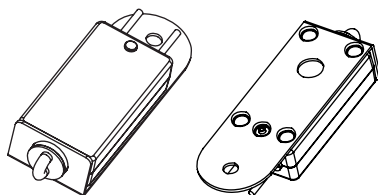
WS-353

Customer exclusive

Breakaway Switch for Brake Supply

Automatically sets trailer brakes in case of accidental trailer breakaway.

- Reinforced nylon case.
- Nylon pull pin. Can't freeze up.
- Silver contact points. Remain corrosion free for positive contact.

WS-359
Pin and Cable.WS-359-1
Without Ear.

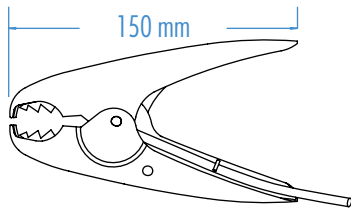
8.41



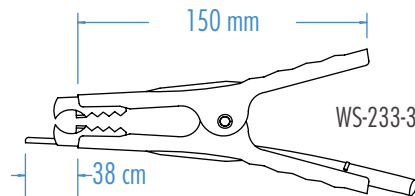
Booster Cord Metal Clamp

12/24 Voltage, 500~200 Ampere

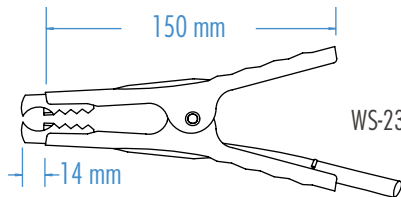
Cable jackets are made of TPE compound which provides superior flexibility and a longer life.
All cables meet SAE (Society of Automotive Engineers) requirements and contain 100% copper conductors.



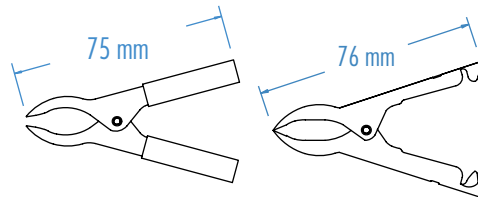
WS-233



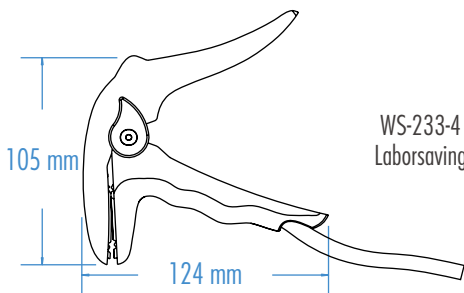
WS-233-3



WS-233-1




WS-233-2



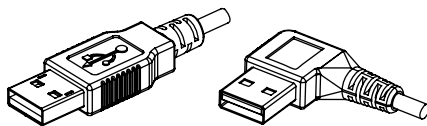
WS-233-4
Laborsaving

CABLE	AWG	AMP
1617	2	500A
1617	4	400A
1617	6	400A
1617	8	350A
1617	10	250A



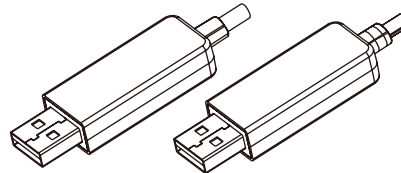
USB Plug, Connector and LAN plug

USB 2.0 A Plug, 4 Pin

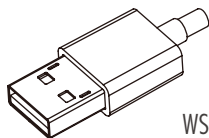
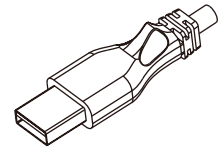


WS-245-USB-AM

WS-245-USB-AM-1

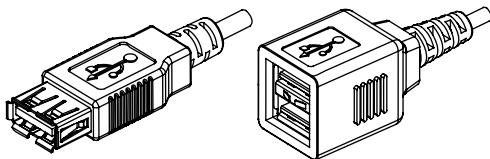


WS-245-USB-AM-3
(Round & flat cable)



WS-245-USB-AM-3
(Assembling)

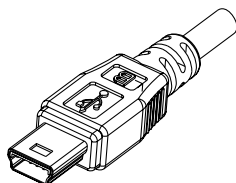
USB 2.0 A Connector, 4 Pin



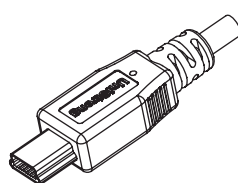
WS-245-USB-AF

WS-245-USB-AF-1 (Mini 2-Port)

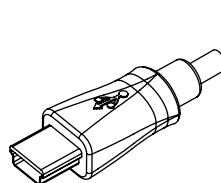
Mini USB B Plug, 5 Pin



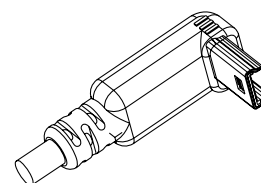
WS-244-Mini USB-BM



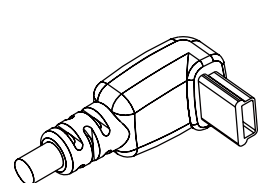
WS-244-Mini USB-BM-8



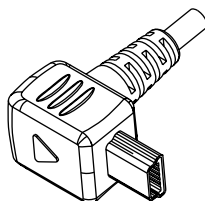
WS-244-Mini USB-BM-9




WS-244-Mini USB-BM-1




WS-244-Mini USB-BM-4



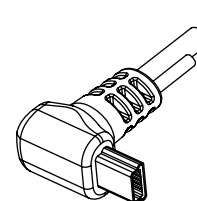
WS-244-Mini USB-BM-2



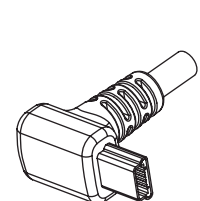
WS-244-Mini USB-BM-3



WS-244-Mini USB-BM-5
Flat Wire




WS-244-Mini USB-BM-6
Flat wire with antenna



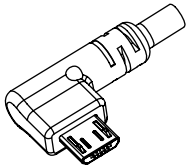
WS-244-Mini USB-BM-7
Elbow Plug

Mini USB Plug, 8 Pin

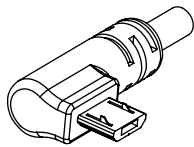


WS-244-Mini USB-CM
Straight Plug

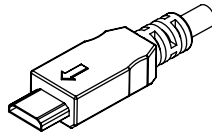
Micro USB B Plug, 5 Pin



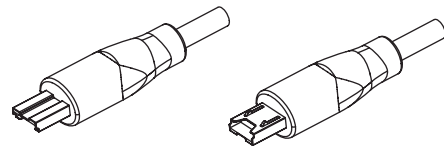
WS-247-Micro USB-BM-1
Elbow Plug



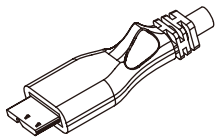
WS-247-Micro USB-BM-2
Elbow Plug



WS-247-Micro USB-BM
Straight Plug

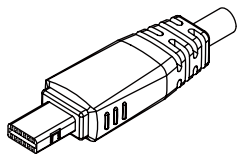


WS-247-AM
Straight Plug (Nonstandard)



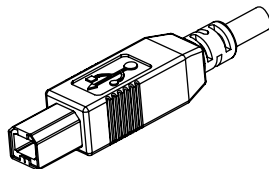
WS-247-Micro USB-CM
Micro-3.0 USB Straight Plug

USB Plug, 12 Pin



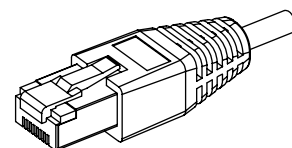
WS-248-USB-AF

USB 2.0 B Plug, 4 Pin



WS-245-USB-BM

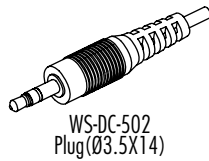
Category 5 Lan Plug



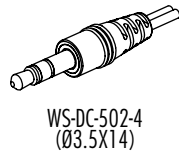
WS-DC-812

DC Plug

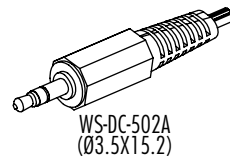
Audio Plug



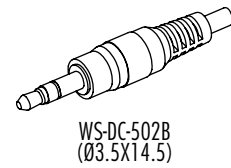
WS-DC-502
Plug(Ø3.5X14)



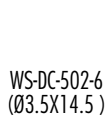
WS-DC-502-4
(Ø3.5X14)



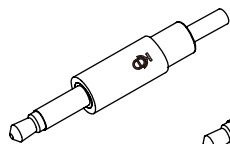
WS-DC-502A
(Ø3.5X15.2)



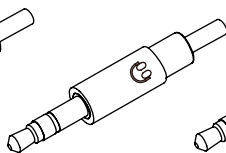
WS-DC-502B
(Ø3.5X14.5)



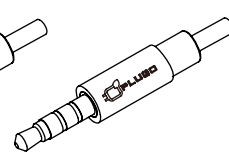
WS-DC-502-6
(Ø3.5X14.5)




2 極 3.5 耳機接頭



3 極 3.5 耳機接頭

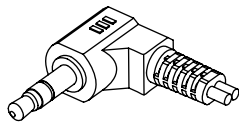


4 極 3.5 耳機接頭

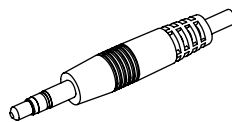


WS-DC-305F-1
(Ø3.5X14.5)

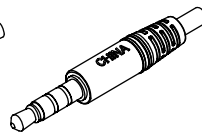
4 極 3.5 耳機母插



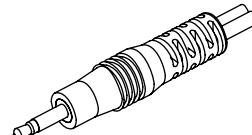
WS-DC-502C (Elbow)
(Ø3.5X14)



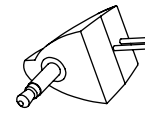
WS-DC-502D



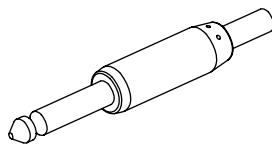
WS-DC-502-5
(Ø3.5X14.5)



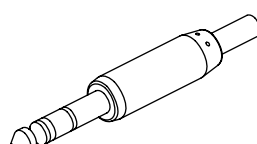
WS-DC-250
(Ø2.5X11)



WS-DC-501
(Ø2.5X11)

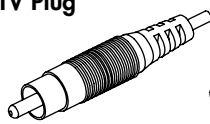


WS-DC-504-2
(Ø6.3X31)

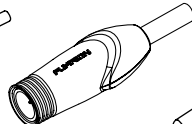


WS-DC-504-2A
(Ø6.3X31)

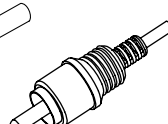
TV Plug



WS-DC-503
(Ø3.2X14.7)

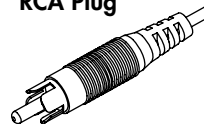


WS-DC-826-M
Ø1.0mmx9.0mm




WS-DC-317
(Ø3.17X8.5)

RCA Plug

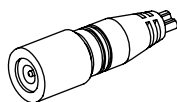


WS-DC-503-1

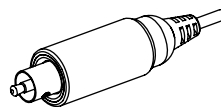


WS-DC-503A

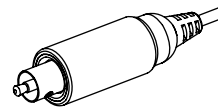
Model Straight One-pins Plug and Elbow One-pins Plug



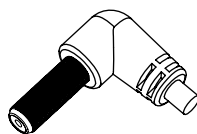
WS-DC-603A



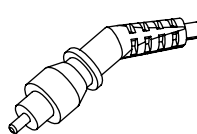
WS-DC-811
(Ø9.2x7.0 & Ø2.5x13)



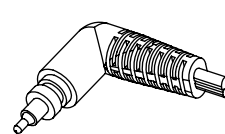
WS-DC-811-1
(Ø9.2x7.0 & Ø3.5x14)



WS-DC-708-1

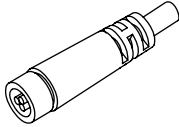


WS-DC-602
Blower Plug



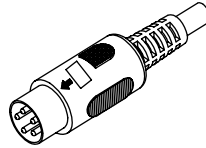
EM-013

**Model Straight
Three-pins Plug**



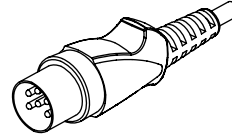
WS-DC-702-1

**Model Straight
Five-pins Plug**



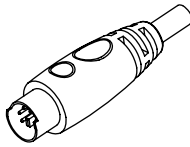
WS-DC-507

**Model Straight
Six-pins Plug**

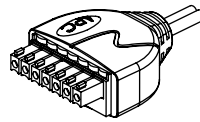


WS-DC-809

**Model Straight
Seven-pins Plug**

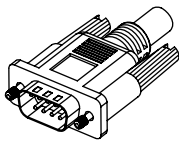


WS-DC-040

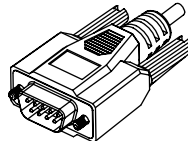


WS-DC-042

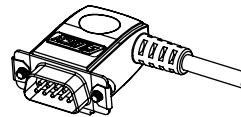
**Model Straight
Nine-pins Plug**



WS-DC-510-AM

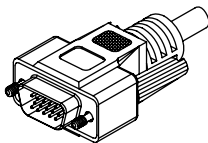


WS-DC-510-BM



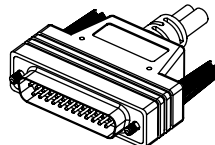
WS-DC-510-CM

**Model Straight
Fifteen-pins Plug**



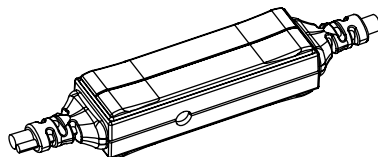
WS-DC-511-AM

**Model Straight Twenty-
Five-pins Plug**



WS-DC-043-AM

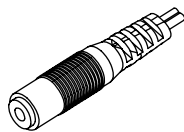
1PIN DC 2.5 Jack



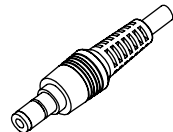
WS-DC-205F-1

DC Connector

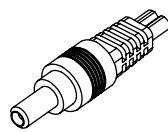
Model Straight One-pins Connector and Elbow One-pins Connector



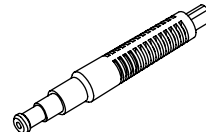
WS-DC-502
connector



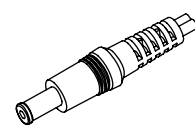
WS-DC-502K



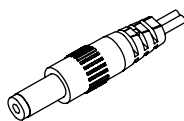
WS-DC-505



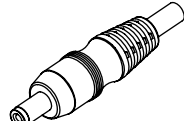
WS-DC-505B



WS-DC-505D



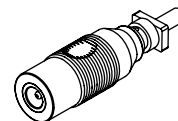
WS-DC-505E



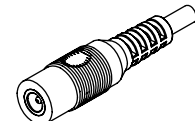
WS-DC-505-J



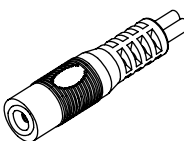
WS-DC-514E



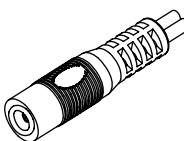
WS-DC-6F



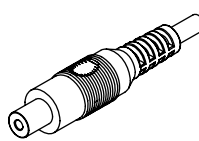
WS-DC-6F-1



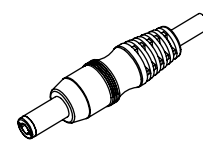
WS-DC-CF-1



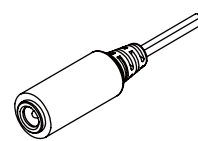
WS-DC-EF-1



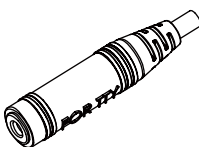
WS-DC-PF-1



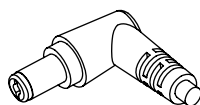
WS-DC-605-1
OD Ø6.5xID Ø3.0



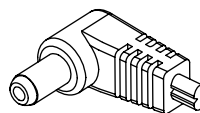
WS-DC-4017F-1
OD Ø4.0*1.7



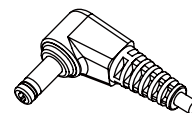
WS-DC-205-F




WS-DC-502F



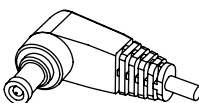
WS-DC-502G



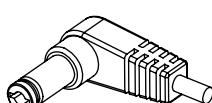
WS-DC-4017M-1
OD Ø4.0*ID1.7*9.5




WS-DC-605-A
OD Ø6.5xID Ø4.3
xID PlugØ1.4



WS-DC-502D-2-3

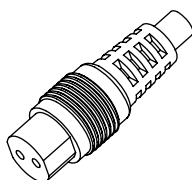


WS-DC-502I

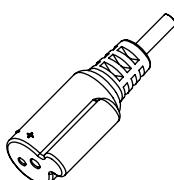


WS-DC-502J

Model Straight Two-pins Connector



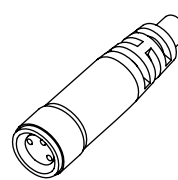
WS-DC-709



WS-DC-821

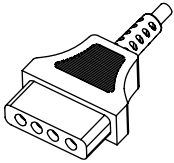
two-pins (one OD 2.0, one OD 1.5) ,
APPLE STANDARD COLOR: SNOW WHITE(912-0222-A)

Model Straight Three-pins Connector

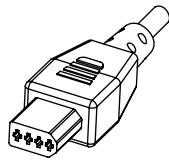


WS-DC-700

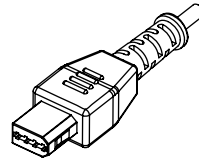
Model Straight Four-pins Connector



WS-DC-506D

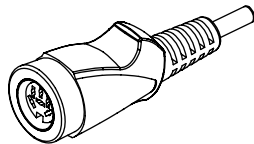


WS-DC-506C



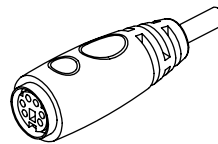
WS-DC-506C-1

Model Straight Six-pins Connector



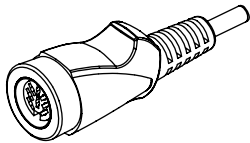
WS-DC-809-AF

Model Straight Seven-pins Connector



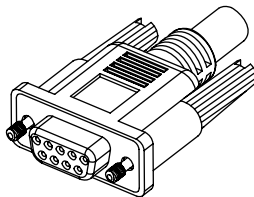
WS-DC-041

Model Straight Eight-pins Connector



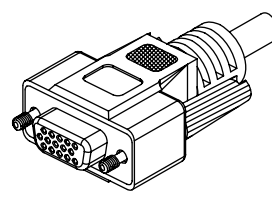
WS-DC-810-AF

Straight Nine-pins Connector



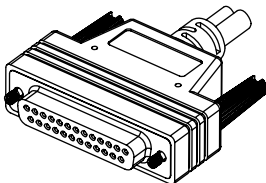
WS-DC-510-AF

Straight Fifteen-pins Connector



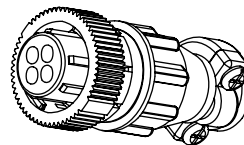
WS-DC-511-AF

Straight Twenty-five-pins Connector



WS-DC-043-AF

Assembly Straight Four-pins Connector

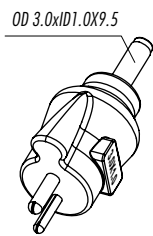


WS-DC-805

- **Remark:** A variety of specifications and colors are available for the countries or regions. Please refer to the engineering drawing for the detailed specification.

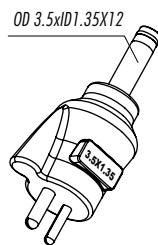
DC Adaptor

Model Straight, two-pins Plug (one OD 2.0, one OD 1.5), APPLE STANDARD COLOR: SNOW WHITE(912-0222-A)



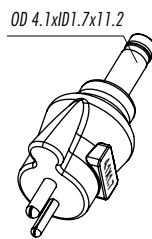
WS-DC-819-A

Samsung 6.5V
Sony 4.2V



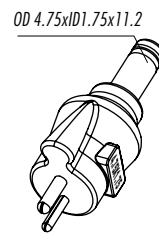
WS-DC-819-B

Canon 4.2V, 8.4V
JVC 8.4V



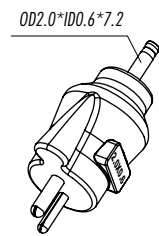
WS-DC-819-C

AGFA 6.5V
Canon 4.2V CASIO 6.5V
Fujifilm 5.0V
HP 6.5V
Kodak 5.0V
Kyocera 5.0V
Olympus 3.3V, 4.2V
Panasonic 4.2V, 5.0V, 6.5V, 8.4V
RICOH 5.0V
SANYO 3.3V
TOSHIBA 5.0V



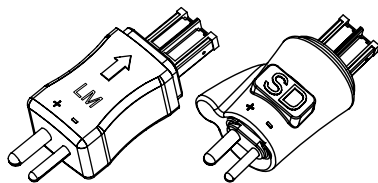
WS-DC-819-D

Kodak 6.5V
NIKON 8.4



WS-DC-819-E

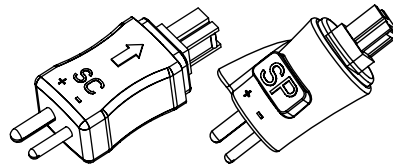
NIKON



WS-DC-820-A

WS-DC-820-A-1

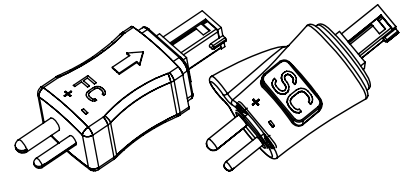
Sony 8.4V



WS-DC-820-B

WS-DC-820-B-1

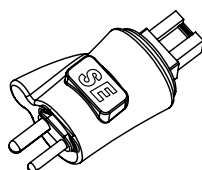
Sony 4.2V



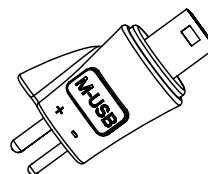
WS-DC-820-C

WS-DC-820-C-1

Sony 4.2V



WS-DC-820-D



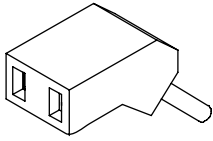
WS-DC-822

8.49

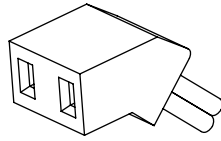


Appliance Connector

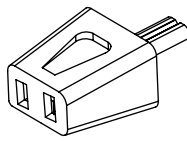
2 Pin Fan Connector



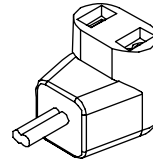
WS-030-A



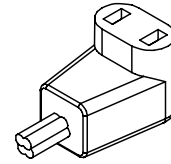
WS-030-B



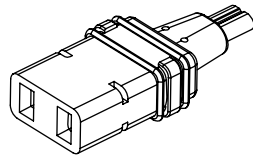
WS-030-C



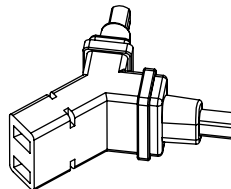
WS-030-D



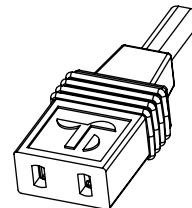
WS-030-E



WS-030-F

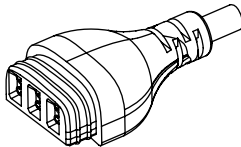


WS-030-F-1

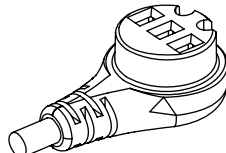


WS-030-J

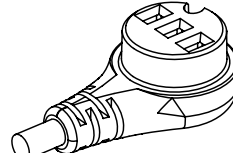
3 Pin Fan Connector



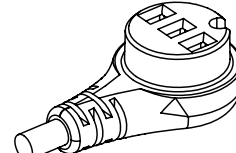
WS-030-H



WS-030-I




WS-030-I-1

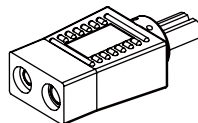


WS-030-I-2

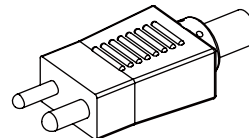
Other Appliances Connector



WS-272



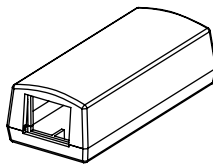
WS-298-F



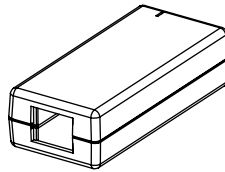
WS-298-M

- **Remark:** A variety of specifications and colors are available for the countries or regions. Please refer to the engineering drawing for the detailed specification.

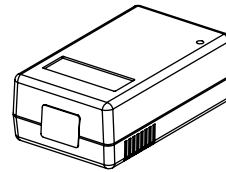
Adapter & Charger body



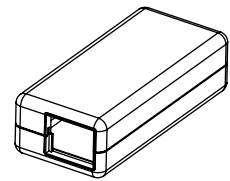
WS-227-1



WS-227-2

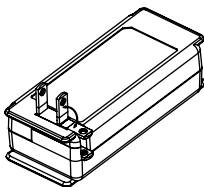

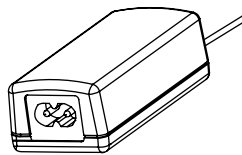


WS-227-3

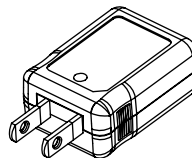


WS-227-8

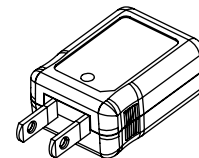
How to use.



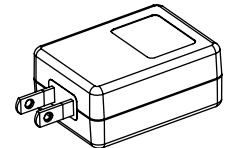
WS-227-4 (rotary
pin)




WS-227-5



WS-227-6



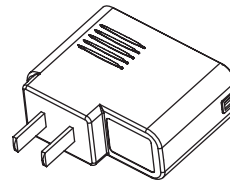
WS-227-7



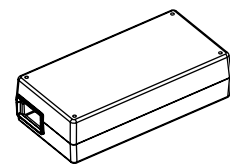
WS-227-10



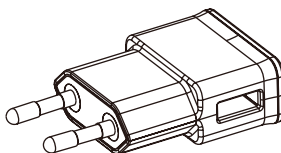
EM-119



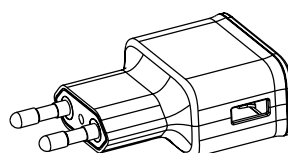
WS-227-30



EM-251



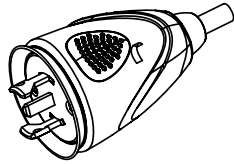
WS-227-41B



WS-227-50

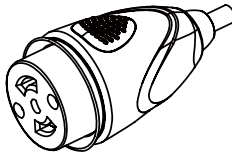
Telephone System

Weatherproof telephone plug and connector



EM-184-M

Customer exclusive

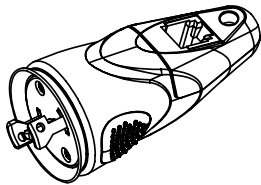


EM-184-F

Customer exclusive

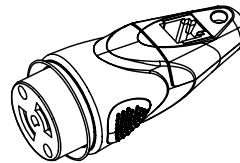
Telephone adopter system

3 Pin telephone male plug or female connector adopter RJ11



EM-185

Customer exclusive



EM-186

Customer exclusive

Seal collar



WS-OR-145

Customer exclusive

Filter replacement kit



WS-SR-431

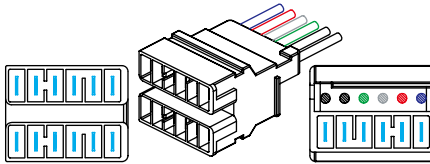
Customer exclusive

EM Series Products

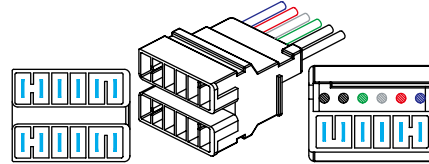
Straight Blade Multi-pins Plugs, Connectors, Sockets

Straight 18-pins M Plugs

Cable OD size: 12AWG



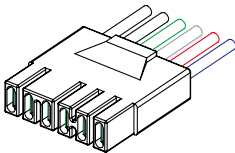
EM-055-AM



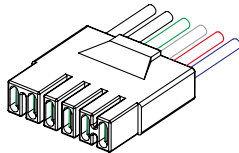
EM-055-BM

Straight 6-pins F Connectors

Cable OD size: 12AWG

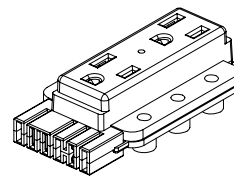


EM-056-AF

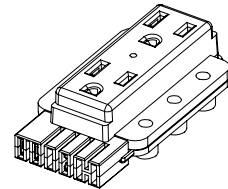


EM-056-BF

Straight 6-pins F Sockets

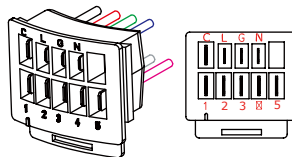


EM-057-AS



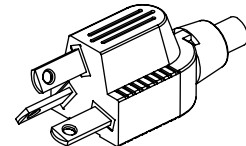
EM-057-BS

Straight 10-pins Plugs



EM-131

Straight 3-pins Plugs

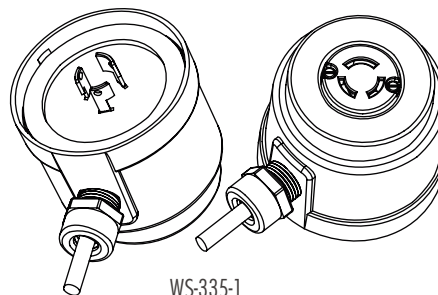


EM-144

Locking T-type Plugs Connectors

2 Pole, 3 Wire Grounding,
15 Ampere,
125, 250 Volts and 277 Volts AC

Obverse: NEMA L5-15P ▶



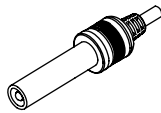
WS-335-1
(L5-15P & L5-15R)

◀ Reverse: NEMA L5-15R

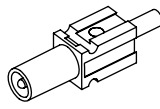
Battery Banana Connectors, Sockets

內接式帶電觸點設計 Plug Connectors, 在大電流負載情況下能避免電弧, 使本產品更安全可靠。

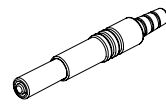
1 Pin Plug Connectors



EM-047

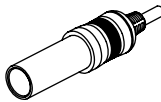


EM-061-AM-1P

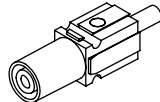


EM-040 (Assembly)

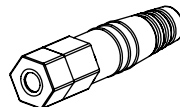
1 Pin Connectors



EM-048

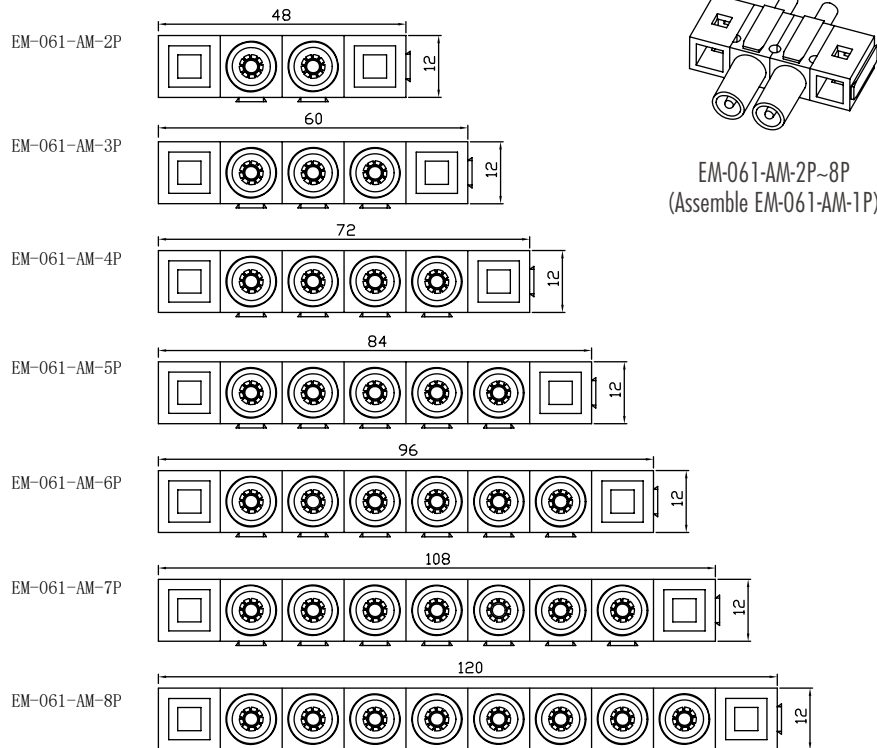


EM-061-AF-1P

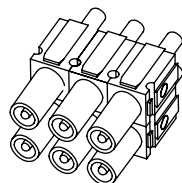


EM-039 (Assembly)

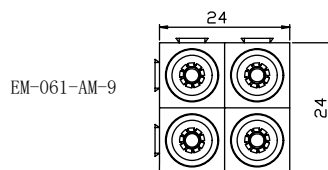
20/30 Ampere, 2~8 Pin Plug Connectors



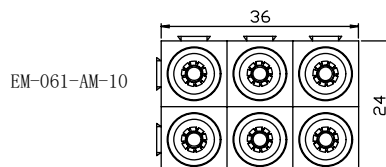
20/30 Ampere, 4/6/8 Pin Plug Connectors



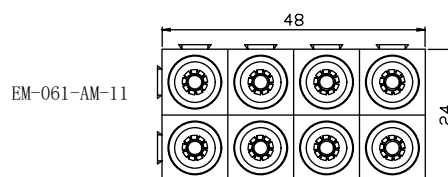
EM-061-AM-9~11
(Assemble EM-061-AF-1P)



EM-061-AM-9

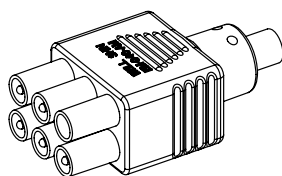


EM-061-AM-10

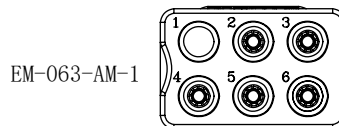


EM-061-AM-11

20/30 Ampere, 6 Pin Plug Connectors



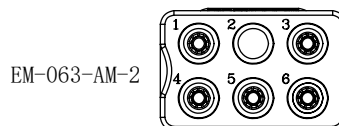
EM-063-AM-1~6



EM-063-AM-1



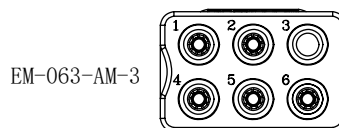
EM-063-AM-4



EM-063-AM-2



EM-063-AM-5

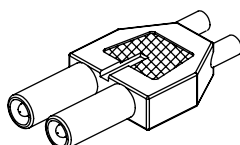


EM-063-AM-3

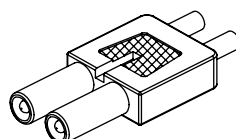


EM-063-AM-6

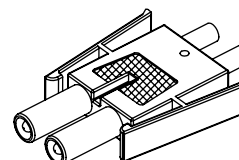
25 Ampere, 2 Pin Plug Connectors



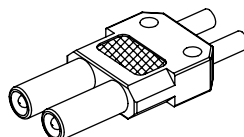
EM-009-1



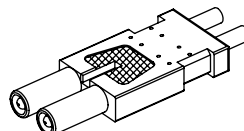
EM-009-1-1



EM-009-1-2
Clamp



EM-009-4

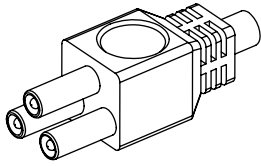


EM-026

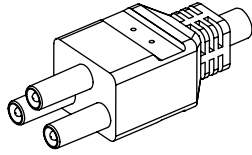
8.55



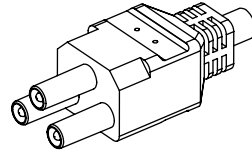
25 Ampere, 3 Pin Plug Connectors



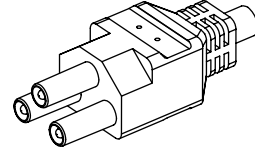
EM-006



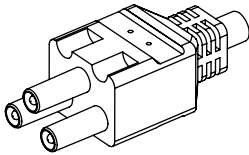
EM-006-1



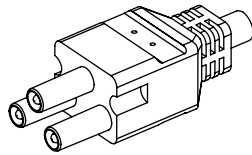
EM-006-2



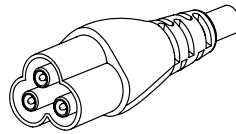
EM-006-3



EM-006-4

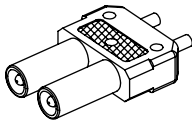


EM-006-5

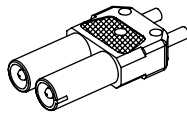


WS-195
20A/30A/40A

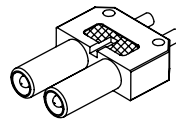
45 Ampere, 2 Pin Plug Connectors



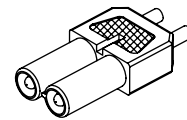
EM-021



EM-021-A

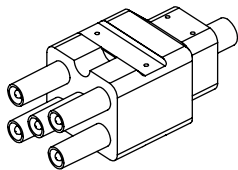


EM-023

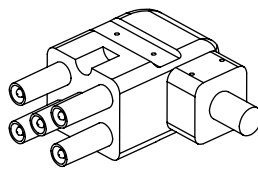


EM-023-A

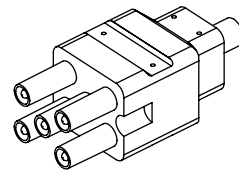
45 Ampere, 5 Pin Plug Connectors



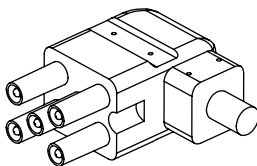
EM-010-A



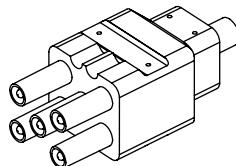
EM-010A-1



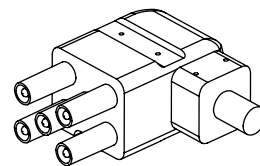
EM-010B



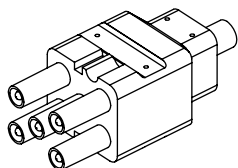
EM-010B-1



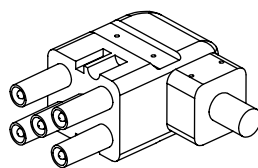
EM-010C



EM-010C-1

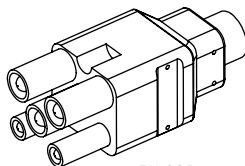


EM-010D

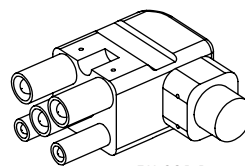


EM-010D-1

50 Ampere, 5 Pin Plug Connectors 3 Pin is "L" size, 2 Pin is "S" size

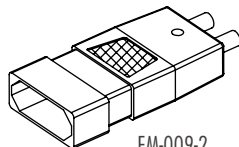


EM-031

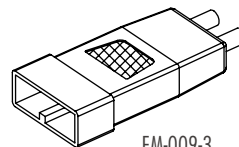


EM-031-1

25 Ampere, 2 Pin Connectors

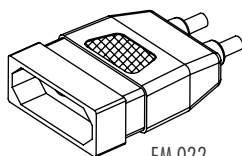


EM-009-2

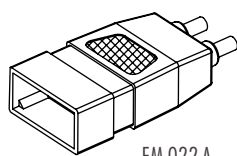


EM-009-3

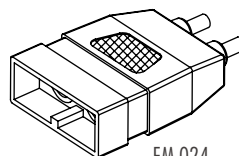
45 Ampere, 2 Pin Connectors



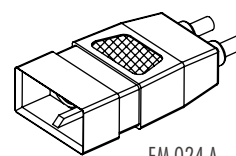
EM-022



EM-022-A

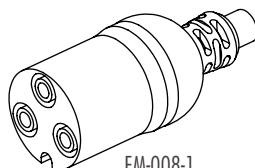


EM-024

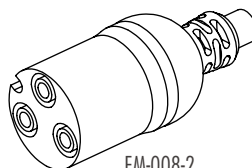


EM-024-A

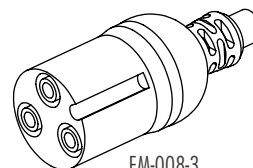
45 Ampere, 3 Pin Connectors



EM-008-1

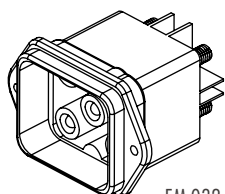


EM-008-2

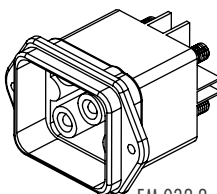


EM-008-3

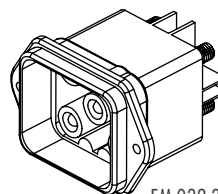
25 Ampere, 5 Pin Inlets



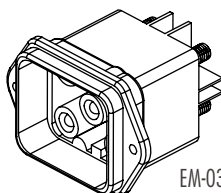
EM-032-1



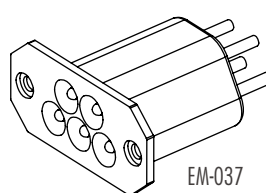
EM-032-2



EM-032-3

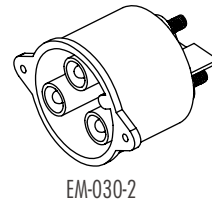
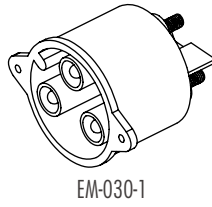
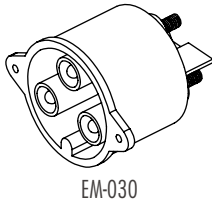


EM-032-4

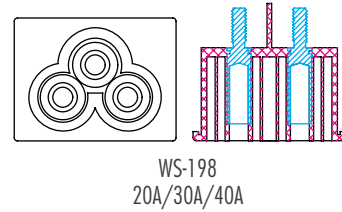
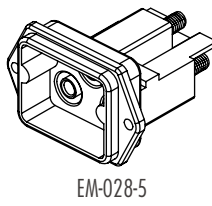
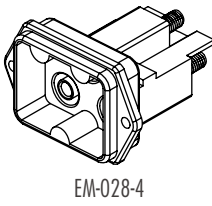
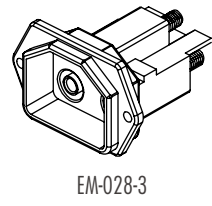
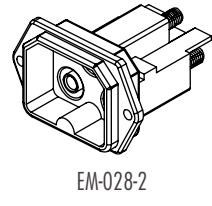
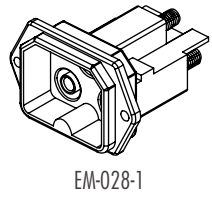


EM-037

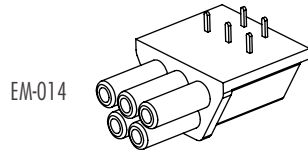
45 Ampere, 3 Pin Inlets



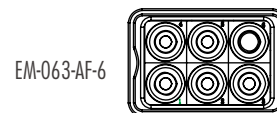
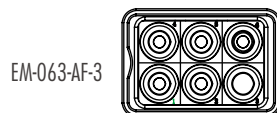
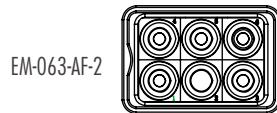
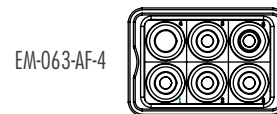
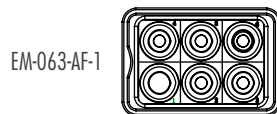
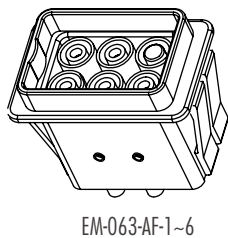
25 Ampere, 3 Pin Outlets



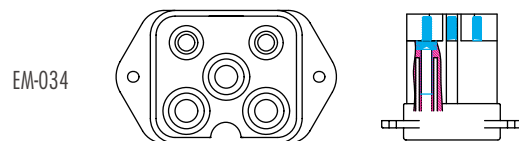
25 Ampere, 5 Pin Outlets



20/30 Ampere, 6 Pin Outlets

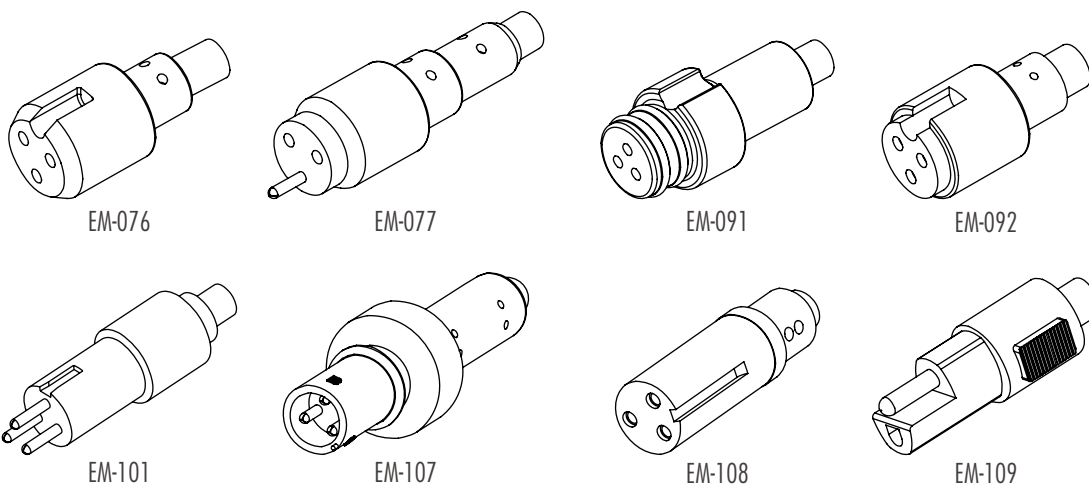
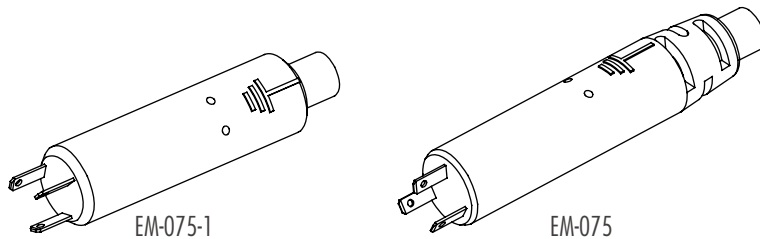


50 Ampere, 5 Pin Plug Outlets
3 Pin is "L" size, 2 Pin is "S" size

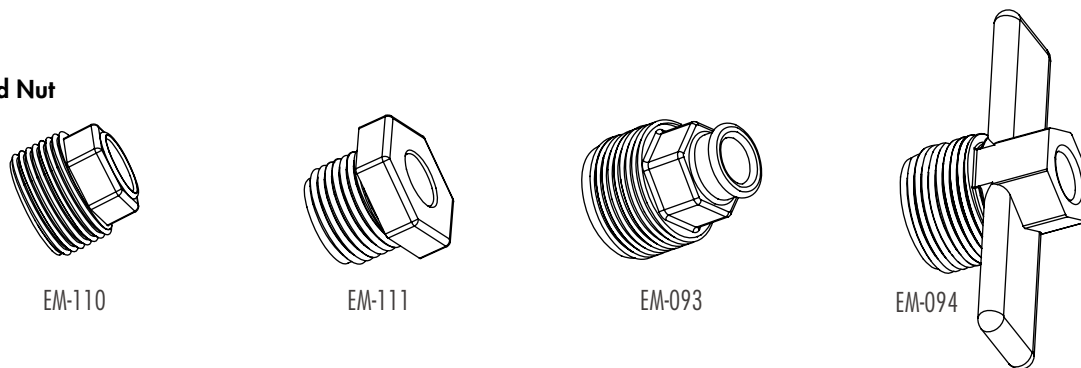


Pump Plugs, Connectors, Accessories

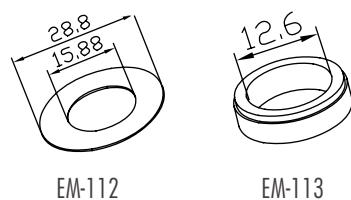
Plug and Connector



Cord Nut

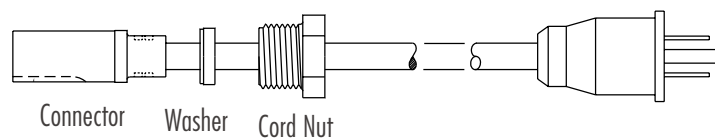


Washer



8.59

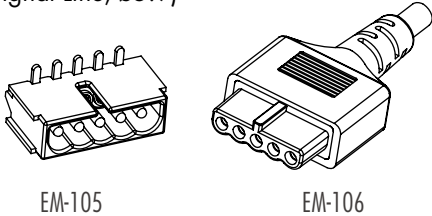
Assembly example: Pump Cord



Other Multi-pins Plug Connectors, Sockets, Plug Adapters

Round 5-pins Sockets, Plug Connectors

Cable: SVT 16AWG*2C+28AWG*1C
(Signal Line, $\phi 5.9$)

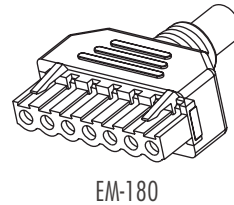


EM-105

EM-106

Round 7-pins Plug Connectors

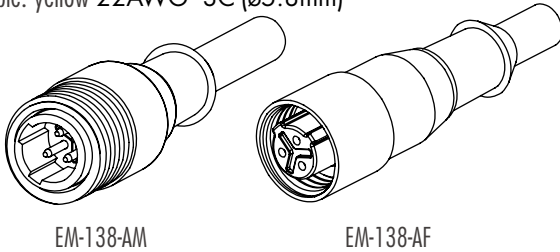
Cable: UL2463 16AWG*2C+24AWG*5C.
Rate: 10A AC300V.



EM-180

Round 3-pins Plug Connectors

Cable: yellow 22AWG*3C ($\phi 5.8\text{mm}$)

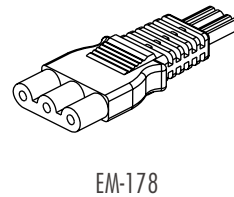


EM-138-AM

EM-138-AF

Round 3-pins Plug Connectors

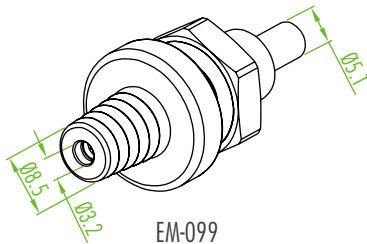
Cable: SPT-2 18AWG*2C



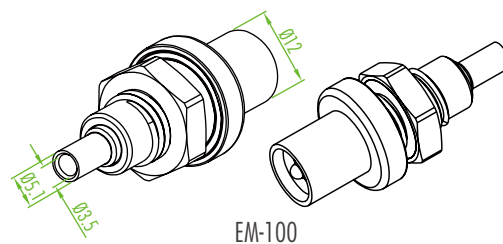
EM-178

PV and Solar Panel Input/Output, Round Plug Connector, Watertight IP 67, Rating 250V 20A DC

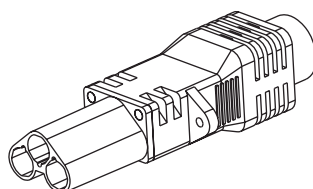
Lock-in Power cord, Wire harness, Module assembly.



EM-099



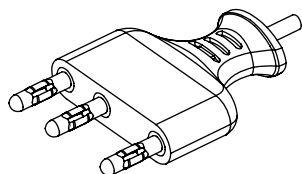
EM-100



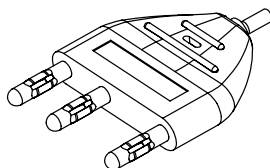
EM-211 CO-2A-1 50A 400V
CABLE: ST 6AWGX3C, OD: 24.7+0.5/-0

Hospital Products

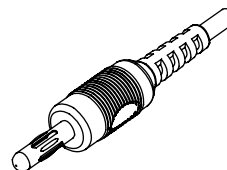
DC Hospital Bistoury Plug



WS-235

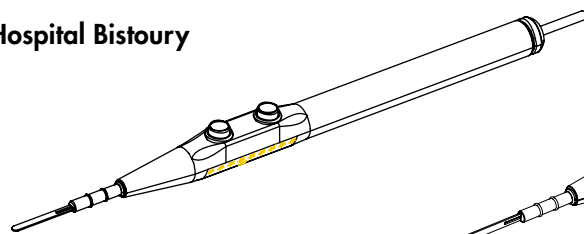


WS-235-2

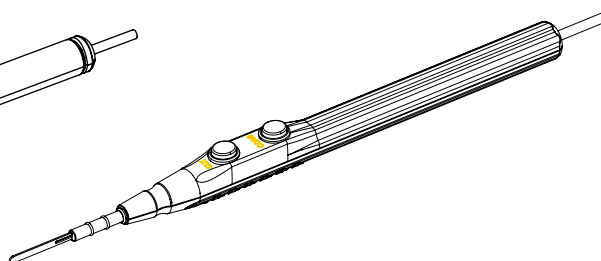


WS-235-1

DC Hospital Bistoury




WS-297



WS-297-A

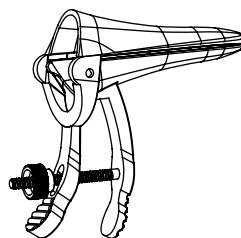
Nurse Caller



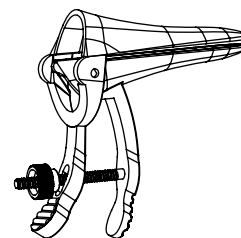
WS-DC-020

← Button & Switch

Maternity Clamp



WS-OR-003
"S"



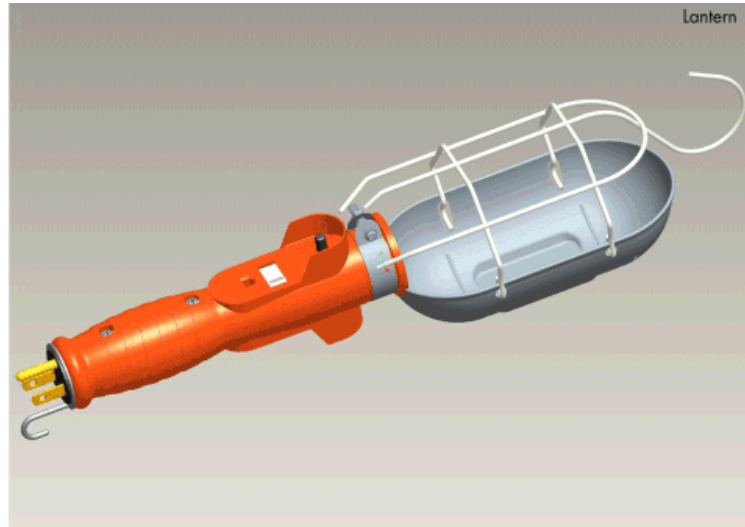
WS-OR-003-1
"L"

- Remark: A variety of specifications and colors are available for the countries or regions. Please refer to the engineering drawing for the detailed specification.

For Tool Applicable

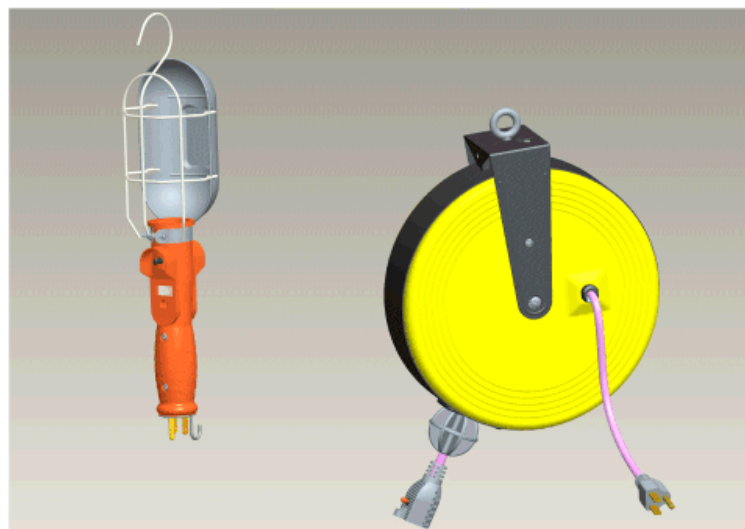
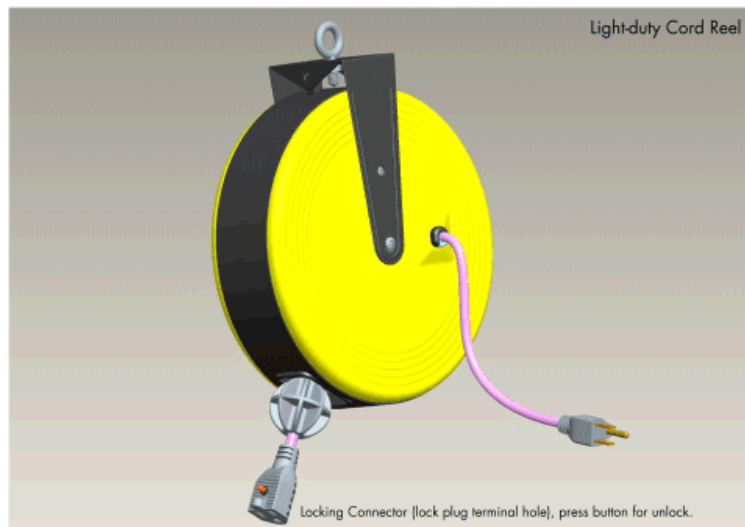
Emergency Light with lantern

- Switch.
- 2 NEMA 5-15R outlet with shutter.



Light Cord Reel

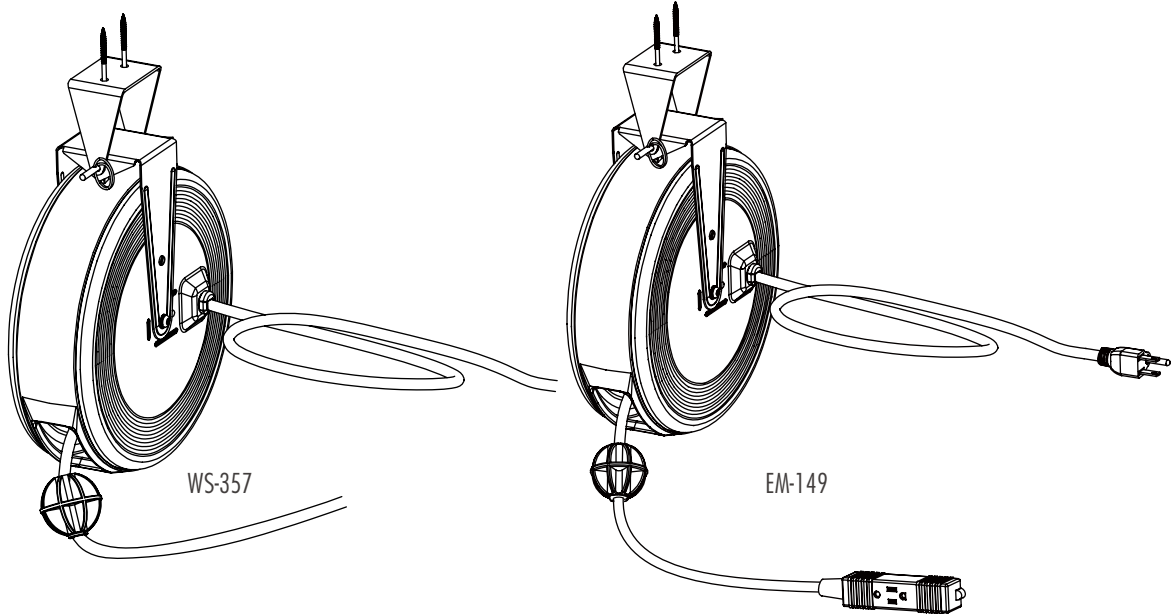
- Locking Connector (lock plug terminal hole), press button for unlock.



Cord Reel

Retractable Cord Reel

- 30 Feet SJTW(SJT) 16AWG/3C Cord

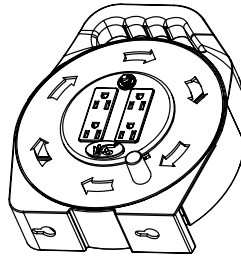


8.63

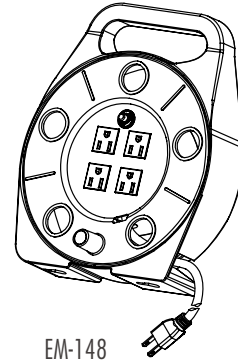


Quad-Plug Tap Cord Reel

- 4 Grounded Outlets
- 10 Amp Circuit Breaker
- 25 Feet SJTW 16AWG/3C Cord
- Rugged Impact Resistant Case

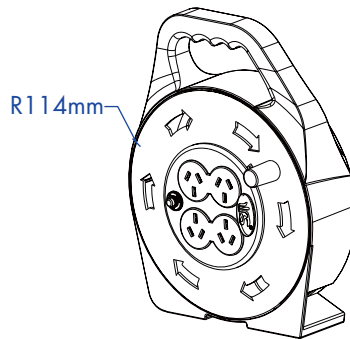


WS-356

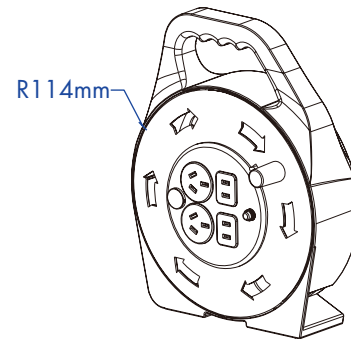


EM-148

- 10M 1.0 mm² 3C Cord
- 10 Amp Circuit Breaker
- With Power indicator
- Rugged Impact Resistant Case

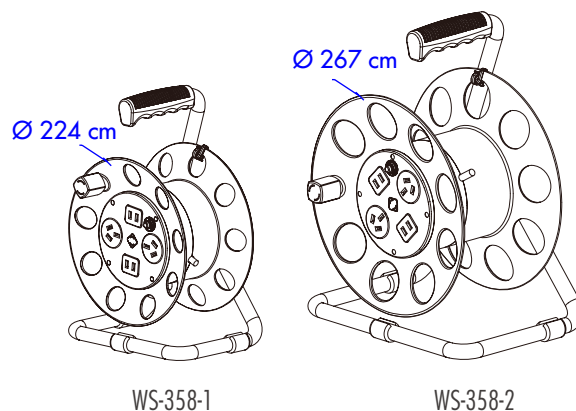


WS-356-1
3 孔 4 聯



WS-356-2
2 孔 +3 孔 2 聯

- RVV 300/500 1.5*3C,
OD:8.1+0.3/-0.0mm 20~90M 1.0~1.5 mm²
3C Cord
- 10 Amp 250V
- Rugged Impact Resistant Case



金屬支架電纜卷盤顏色及線材規格搭配定義

說明:

1) 1.0mm²線盤為綠色, 1.5mm²線盤為藍色, 線材顏色隨長度變化。

2) 以安全及節約成本為前提, 請選配最合適的卷盤搭配。

3) 為確保長期使用安全, 卷盤最長可配線長度, 待測試後再作決定是否可投放市場, 詳見備注欄文字。

品名	PLUG	CORD REEL	卷盤顏色	線材類型	可繞線材長度(m)	線材顏色	常規庫存銷售	備選規格	合計長度規格	備註
金屬支架電纜卷盤	WS-015D-2	WS-358-1	綠	60227 IEC53 3*1.0mm ²	20	紅色		√	共8種, 其中常規品3種, 備選規格5種	
		WS-358-1			25	青色		√		
		WS-358-1			30	黑色	√			
		WS-358-1			40	棕色		√		
		WS-358-2			50	橙色	√			
		WS-358-2			70	白色		√		
		WS-358-2			80	黃色	√			
		WS-358-2			90	冷灰色		√		1.0芯線最長配線長度, 為確保長期使用安全, 需測試
		WS-358-1	藍	60227 IEC53 3*1.5mm ²	20	紅色	√		共6種, 其中常規品3種, 備選規格3種	
		WS-358-1			25	青色		√		
		WS-358-1			30	黑色	√			
		WS-358-2			40	棕色		√		
		WS-358-2			50	橙色	√			
		WS-358-2			60	紫色		√		1.5芯線最長配線長度, 為確保長期使用安全, 需測試

WS-358-1 卷線盤外徑是 224

1. 線材: RVV 300/500 1.5*3C 最多可以繞線 30m

2. 線材: RVV 300/500 1.0*3C 最多可以繞線 40m

WS-258-2 卷線盤外徑是 267.1

1. 線材: RVV 300/500 1.5*3C 最多可以繞線 50m

2. 線材: RVV 300/500 1.0*3C 最多可以繞線 80m

整合后:

RVV 300/500 1.5*3C 20m, 25m, 30m, 40, 50m

RVV 300/500 1.0*3C 30m, 40m, 50m, 60m, 70m, 80m



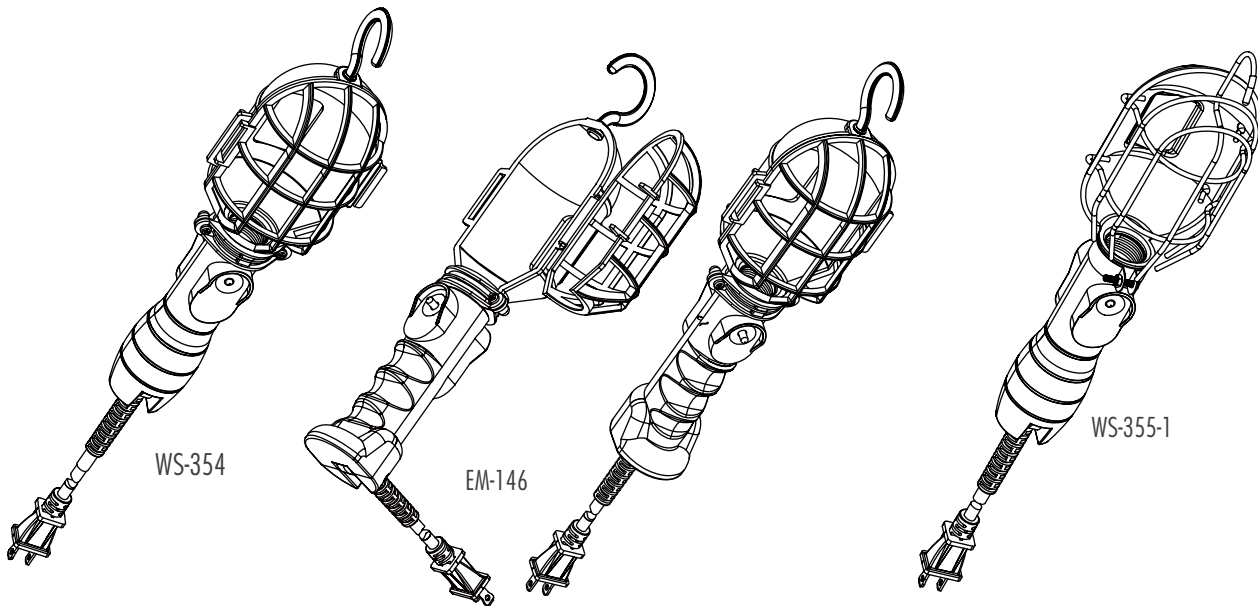
Heavy Duty Incandescent Working light & Accessories

2 Wire Plastic Cage Working light

- 6Ft/2m SJTW 16AWG/2C Cord
- 13 Amp Outlet.
- Swivel cord pivots for hands-free. Stand-up use.
- Large grip handle.
- Tough Metal Cage.

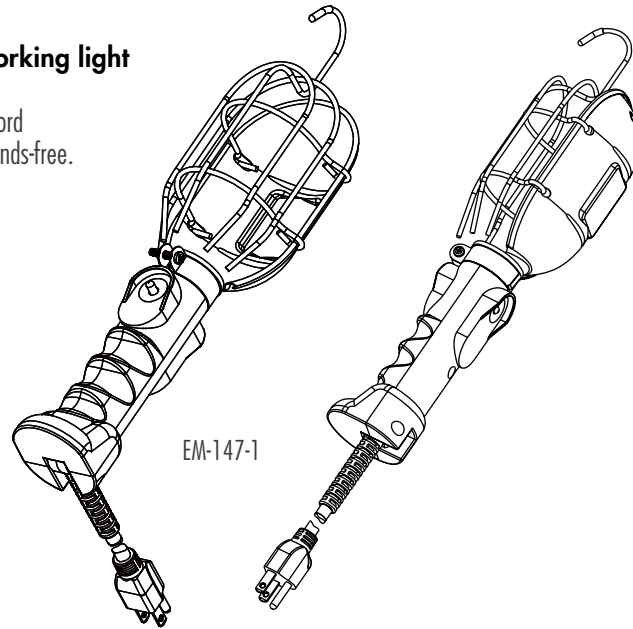
2 Wire Metal Cage Working light

- 6Ft/2m SJTW 16AWG/2C Cord
- Swivel cord pivots for hands-free. Stand-up use.
- Large grip handle.
- Tough Plastic Cage.



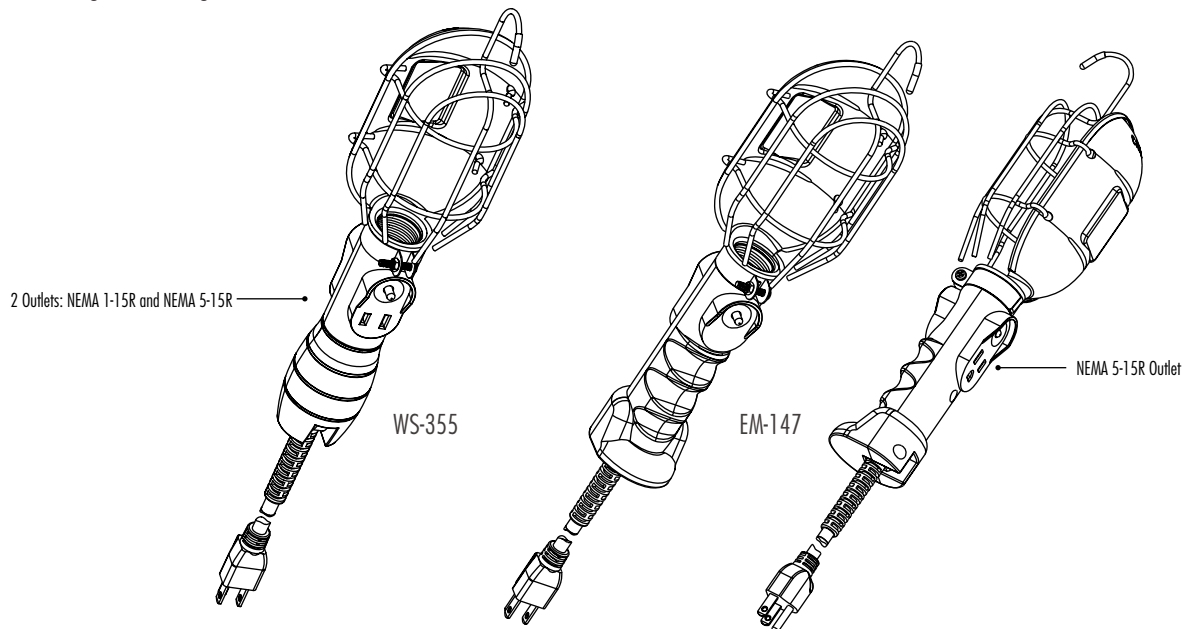
3 Wire Metal Cage Working light

- 6Ft SJTW 16AWG/3C Cord
- Swivel cord pivots for hands-free. Stand-up use.
- Large grip handle.
- Tough Plastic Cage.



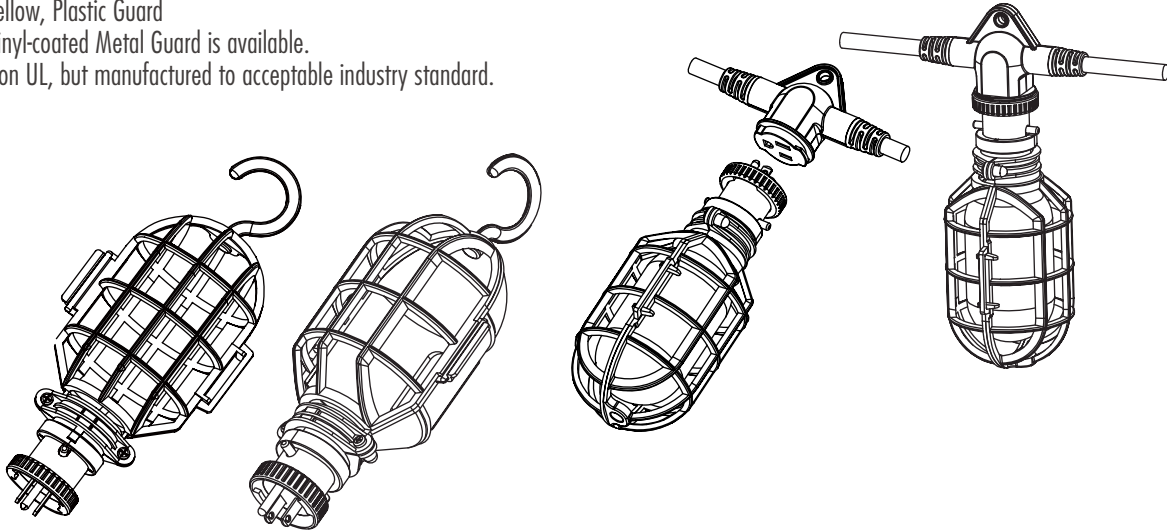
3 Wire Metal Cage Working light w. Socket

- 6Ft SJTW 16AWG/3C Cord
- 13 Amp 1 NEMA 1-15R Outlet and 1 NEMA 5-15R Outlet.
- Swivel cord pivots for hands-free. Stand-up use.
- Large grip handle.
- Tough Plastic Cage.



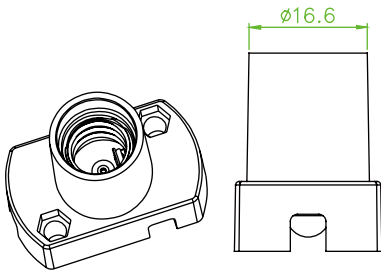
Light Strings Replacement Guard

- Fits above temporary light strings (sockets not included).
- Yellow, Plastic Guard
- Vinyl-coated Metal Guard is available.
- Non UL, but manufactured to acceptable industry standard.

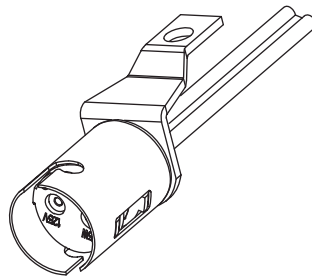


WS-243-1

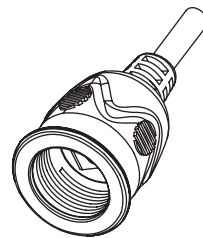
Light Socket



WS-243



WS-243-2



WS-243-3



Garnish Accessory

Fishbone type power extension cord

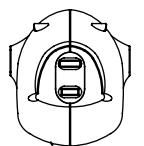
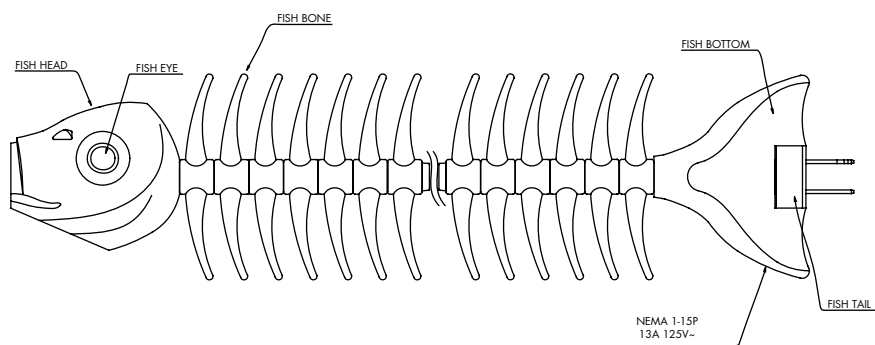
Features:

With power indicator light.

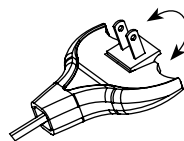
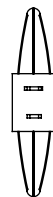
180° rotated plug.

Distinctive and artistic appearance with practical utility.

WS-203



NEMA 1-15R
13A 125V~



180° rotated plug ▲



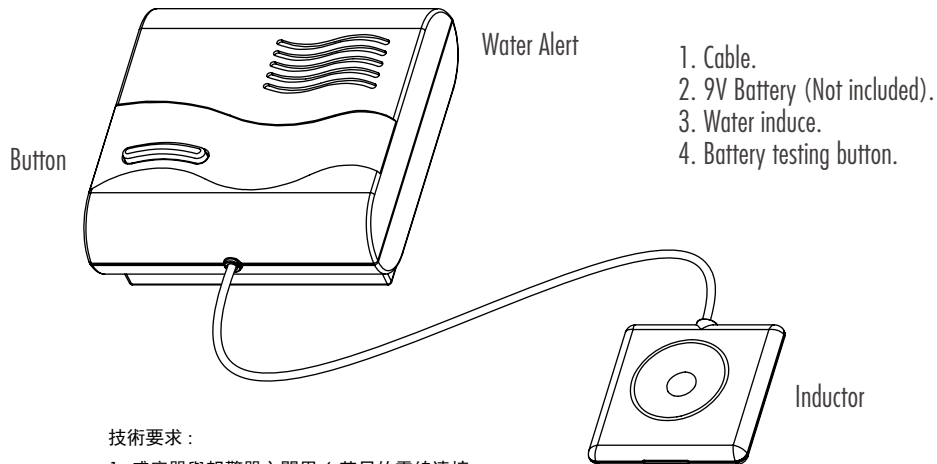
8.69



Alarm Accessory

Water Sensor Alarm

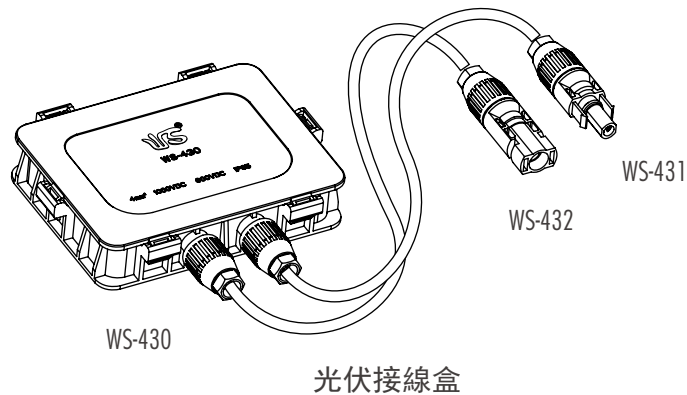
WS-227-15



技術要求：

1. 感應器與報警器之間用 6 英尺的電線連接。
2. 用一個 9V 電池 (此報警器不包含電池)。
3. 只需要極少量的水就能觸動感應裝置。
4. 標準噪音 85 分貝 Min, 可持續響三天時間。
5. 按前面藍色的開關按鈕 2S 可檢查產品功能。
6. 讓報警器過長時間報警會對人的听力有傷害。
7. 在放入 9v 電池后, 按藍色的開關按鈕 2 秒, 如安裝正確, 報警器會響。
8. 用途: (A). 用于水位檢查: 如水池、溫泉、泳池等. 用吸盤貼在光滑 的垂直的池壁上。
(B). 用于漏水檢查: 如抒感應器放在地面上最低處或是易積水的地方 (吸盤向上)

PV Wiring Box



8.70

Stereo Headset

EM-133



耳机式mp3播放器

Bluetooth(蓝牙)/mp3播放器

功 能 說 明 圖



1. 蓝牙功能为优先。
- 1.1 最优先接听手机的来电，当电话来电时，自动暂停音乐播放，转入电话模式。当电话挂断后，自动进入上一个暂停的程序（本机的音乐或手机的音乐）。
- 1.2 优先接听手机或电脑配对传输的音乐。
2. 首次使用时，长按5秒，自动与蓝牙设备配对，蓝灯与橙灯交替闪烁，配对成功蓝灯常亮。
3. 开机后自动与配对的蓝牙设备连接，蓝灯每5秒闪烁一次，橙灯不闪烁。
4. 关机后不能连接已配对的设备，橙灯每5秒闪烁一次，蓝灯不闪烁。



3.5音频接口：
音频输入（如连接电脑）或
音频输出（如连接音响）功能。



耳麦

www.plugo.com.cn

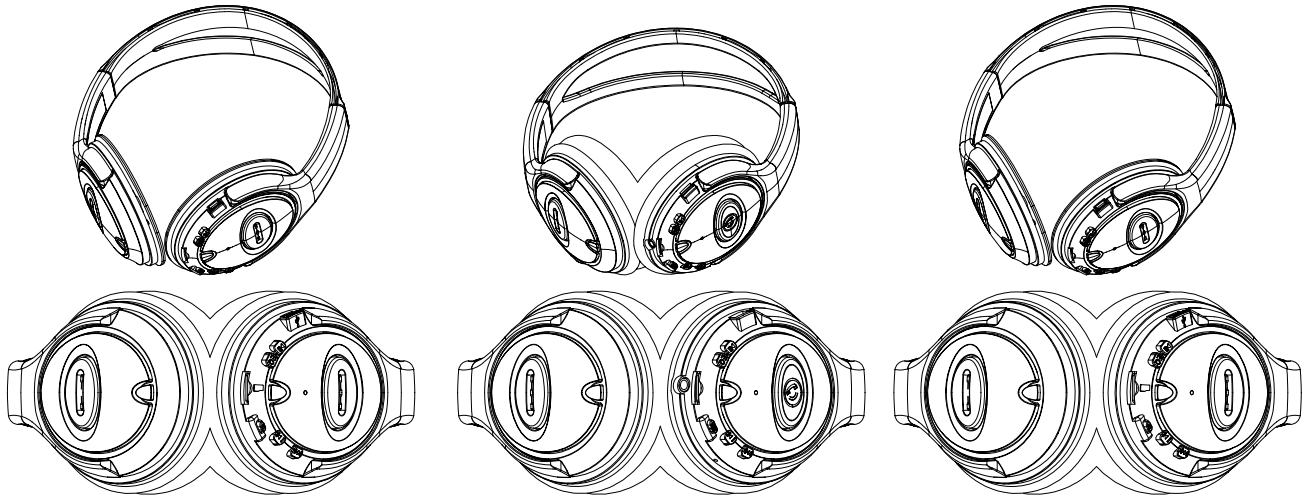
普乐购



配色方案
PLUGO
黄绿色

8.71

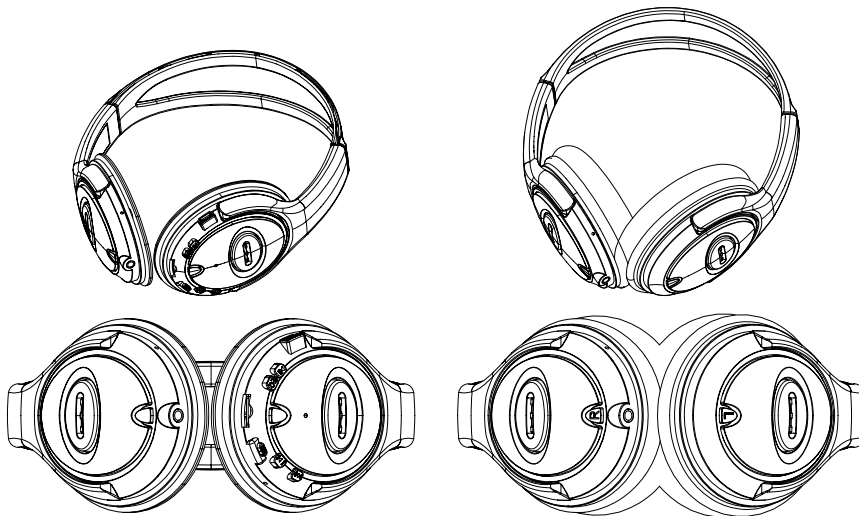




EM-133
MP3

EM-133-2
MP3+FM+Bluetooth+Audio input/output

EM-133-T
with memory card




EM-133-1
MP3+FM+Audio input/output

EM-133-3

- USB plug input cord.

Information

Model No.	Approval NO.	Approval
EM-133	CI310065140560	

EM-133-1



PLUGO™

3-IN-ONE ^{3合1音乐播放器} Music Player

产品功能3合1

MP3 **FM** **MIC**

音源连接线组应用方式

喇叭外音播放

数码配备音乐接听

语音传输

八大特色

<p>Φ40mm 超大喇叭单体 顶级喇叭 驱动顶级音质</p>	<p>12hr 超长连续播放 饱满电力 连续播放12小时</p>	<p>7's 超多音乐模式 7种音场模式 各种音乐原音重现</p>	<p>3.5mm 超导音频传输接口 连接音频线组 收听播放双向应用</p>
<p>180° 超弹性耐弯头条 超弹性材质 适配任何头型</p>	<p>3D 超柔立体耳垫 天然舒柔耳垫 享乐不疲倦</p>	<p>MIC 超灵敏麦克风收音口 连接音频线组 网络语音应用</p>	<p>32G 超容量内存支持 32G最大内存支持 可当U盘使用</p>

8.73



PLUGO™



3-IN-ONE 3合1音乐播放器 Music Player

无线的设计
多了有线的选择

产品功能3合1

 **MP3**  **FM**  **MIC**

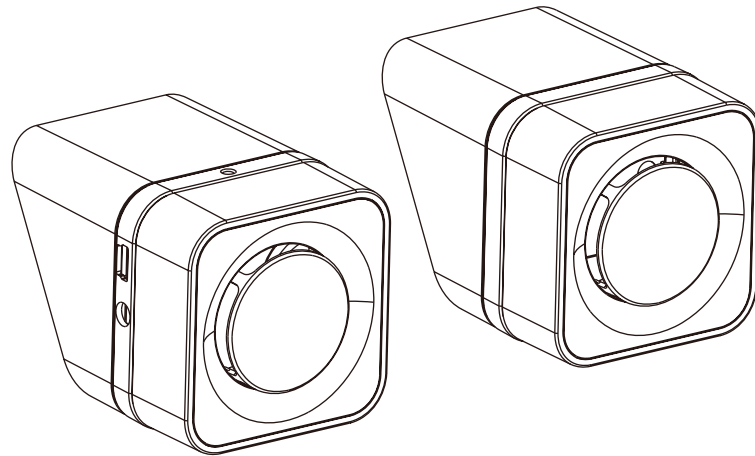
音源连接线组应用方式



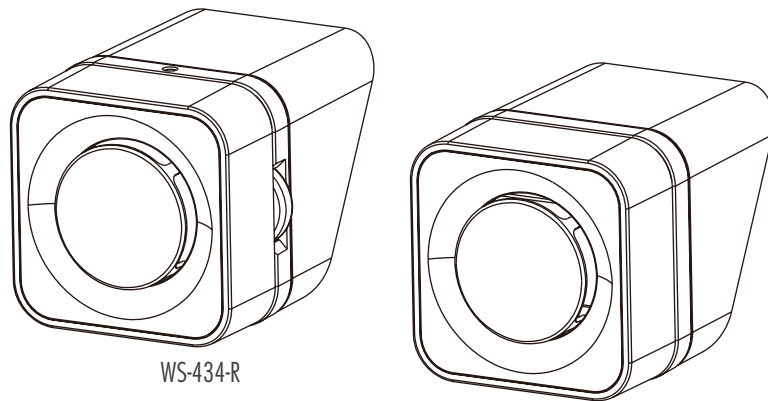
八大特色

 Φ40mm 超大喇叭单体 顶级喇叭 驱动顶级音质	 12hr 超长连续播放 饱满电力 连续播放12小时	 7's 超多音乐模式 7种音场模式 各种音乐原音重现	 3.5mm 超静音传输接口 连接音频线组 收听播放双向应用
 180° 超弹性材质 适配任何头型	 3D 超柔立体耳垫 天然舒适耳垫 享受不疲倦	 MIC 超灵敏麦克风收音口 连接音频线组 网络语音应用	 32G 超大容量支持 32G最大内存支持 可当U盘使用



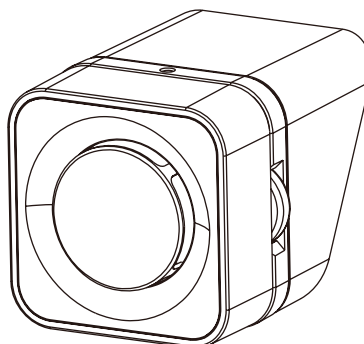
WS-434-L




WS-434-R

音箱

Size: WLH=55mm*55mm*73mm



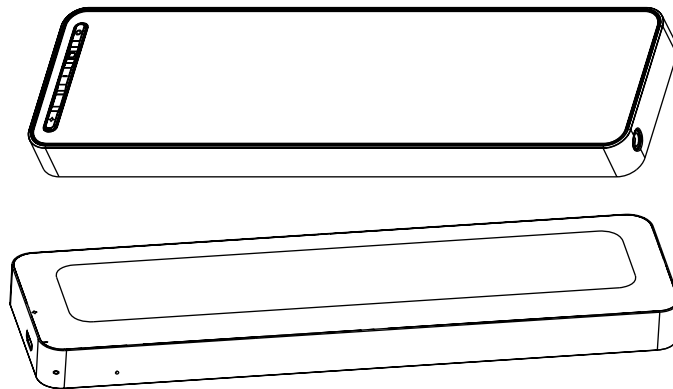


EM-247

蓝牙 4.0 双喇叭音箱

Size:

WLH=52mm*190mm*18mm



EM-247-1

蓝牙 4.0 双喇叭音箱

Size:

WLH=52mm*190mm*16mm

mini Wi-Fi AP Router



P / N : WS-437

ISize: 81.0 mm x 23.7 mm x 11.5 mm Weight: 35 g

Transmission interface: IEEE 802.11n b / g / n, Ethernet 10 / 100M

Transmission speed: 150 Mbps

Support mode: Gateway Mode / Bridge Mode / Ethernet Converter / AP Client

3G USB modem Capability

Data share, wireless access USB flash disk, mobile HDD

Power supply: USB 5V / 1A

Operating ambient temperature: Normal room temperature

China Pattern 260014



P / N : WS-437-1

ISize: 81.0 mm x 23.7 mm x 11.5 mm Weight: 35 g

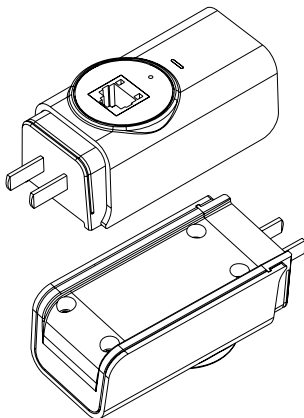
Transmission interface: IEEE 802.11n b / g / n, Ethernet 10 / 100M

Transmission speed: 150 Mbps

Support mode: Gateway Mode / Bridge Mode / Ethernet Converter / AP Client

Power supply: USB 5V / 1A

Operating ambient temperature: Normal room temperature



P / N : WS-110-24

Transmission interface: IEEE 802.11n b / g / n, Ethernet 10 / 100M

Transmission speed: 150 Mbps

Support mode: Gateway Mode / Bridge Mode / Ethernet Converter / AP Client

Power supply: 100-240V~ 0.1A Max 50-60Hz

IP 地址 : 192.168.16.254

用户名 : admin 密码 : admin

CMIIT ID: 2013DP0349



Well Shin Technology Co., Ltd.

Well Shin (Taiwan) Factory
Well Shin Electronics (KunShan) Co., Ltd.
Dong Guan Well Shin Electronic Products Co., Ltd.



Headquarter



Taiwan Plant



Dongguan Plant



Kun Shan Plant (Shanghai Area)

維熹科技股份有限公司

Well Shin Technology Co., Ltd.

臺北市內湖區新湖三路196號

No.196, Xinghu 3rd Rd., Neihu District,

Taipei City 114, Taiwan

TEL: 886-2-2791-1119 FAX: 886-2-2791-9901

台灣工廠

Taiwan Plant

彰化縣福興鄉麥厝村沿海路一段1號

N1, Sec.1, Yen Hai Rd., Mai Tsuo Chun,

Fu Hsing Hsiang, Chang Hwa 50645, Taiwan

Tel: 886-4-770-3081 Fax: 886-4-770-3080

東莞維升電子製品有限公司

Dongguan Well Shin Electronic Products Co., Ltd.

廣東省東莞市黃江鎮長龍管理區

Chang Long Control Dist., Hwang Jiang Cheng,

Dongguan City, Guangdong 523766, China

TEL: 86-769-8362-2694 FAX: 86-769-8362-2714

維爾斯電子(昆山)有限公司

Well Shin Electronic (Kun Shan) Co., Ltd.

江蘇省昆山市錦溪鎮昆開路389號

No.389, Kun Kai Rd., Jin Xi Town,

Kun Shan City, Jiang Su 215324, China

TEL: 86-512-5722-9101 FAX: 86-512-5722-9105